

SERVICE MANUAL

WAX CHASSIS

MODEL	COMMANDER	DEST	MODEL	COMMANDER	DEST
KLV-S23A10E	RM-EA002	AEP	KDL-S23A12U	RM-ED002	UK
KLV-S26A10E	RM-EA002	AEP	KDL-S26A12U	RM-ED002	UK
KLV-S32A10E	RM-EA002	AEP	KDL-S32A12U	RM-ED002	UK



RM-EA002



KLV-S23A10E / KLV-S26A10E / KLV-S32A10E
KDL-S23A12U / KDL-S26A12U / KDL-S32A12U



RM-ED002

FLAT PANEL COLOR TV
SONY®

TABLE OF CONTENTS

Section	Title	Page	Section	Title	Page
	Caution	3	4. DIAGRAMS		
	Specifications	4	4-1. Block Diagrams(1)	27	
	Connectors	6	Block Diagrams(2)	28	
	Self Diagnosis	7	Block Diagrams(3)	29	
1. GENERAL		8	Block Diagrams(4)	30	
2. DISASSEMBLY			Block Diagrams(5)	31	
2-1. Stand Removal		17	Block Diagrams(6)	32	
2-2. Rear Cover Removal		17	Block Diagrams(7)	33	
2-3. Shield Cover Removal		18	Block Diagrams(8)	34	
2-4. Display Cover Removal		18	4-2. Circuit Board Location	34	
2-5. Speaker Removal		19	4-3. Schematic Diagrams and Printed Wiring		
2-6. A2E Board Removal		19	Boards	34	
2-7. BE Board Removal		20	A2E Board Schematic Diagram	35	
2-8. G2 Board Removal		20	A2E Printed Wiring Board	40	
2-9. GE2 Board Removal		21	BE Board Schematic Diagram	43	
2-10. H1E Board Removal		21	BE Printed Wiring Board	49	
2-11. H2 Board Removal		22	G1 Board Schematic Diagram (23 inch)	50	
2-12. H3 Board Removal		22	G1 Printed Wiring Board (23 inch)	51	
2-13. N Board Removal		23	GE1 Board Schematic Diagram (23 inch)	52	
2-14. N1 Board Removal		23	GE1 Printed Wiring Board (23 inch)	53	
3. SET-UP ADJUSTMENTS			G2 Board Schematic Diagram (26 & 32 inch) ...	54	
3-1. Signal Adjustment		24	G2 Printed Wiring Board (26 & 32 inch)	55	
3-1-1. Pal auto adjustment (CVBS)		24	GE2 Schematic Diagram (26 & 32 inch)	57	
3-1-2. Pal auto adjustment (RGB)		24	GE2 Printed Wiring Board (26 & 32 inch)	58	
3-1-3. Secam auto adjustment (CVBS)		24	N Board Schematic Diagram	59	
3-2. White Balance Adjustment		24	N Printed Wiring Board	66	
3-2-1. White Balance adjustment (H/L)		24	H1E Board Schematic Diagram	67	
3-2-2. White Balance adjustment (C/O)		25	H1E Printed Wiring Board	68	
3-2-3. Secam White Balance adjustment (H/L)		25	H2 Board Schematic Diagram	67	
3-2-4. Secam White Balance adjustment (C/O)		26	H2 Printed Wiring Board	68	
3-3. Test Test Mode		26	H3 Board Schematic Diagram	67	
			H3 Printed Wiring Board	68	
			N1 Schematic Diagram	69	
			N1 Printed Wiring Board	70	
			4-4. Semiconductors	71	
			5. EXPLODED VIEWS		
			5-1. Chassis	72	
			5-2. Rear Cover and Stand	74	
			6. ELECTRICAL PARTS LIST	75	

WARNING !!

AN ISOLATION TRANSFORMER SHOULD BE USED DURING ANY SERVICE WORK TO AVOID POSSIBLE SHOCK HAZARD DUE TO LIVE CHASSIS, THE CHASSIS OF THIS RECEIVER IS DIRECTLY CONNECTED TO THE POWER LINE.

SAFETY-RELATED COMPONENT WARNING !!

COMPONENTS IDENTIFIED BY SHADING AND MARKED Δ ON THE SCHEMATIC DIAGRAMS, EXPLODED VIEWS AND IN THE PARTS LIST ARE CRITICAL FOR SAFE OPERATION. REPLACE THESE COMPONENTS WITH SONY PARTS WHOSE PART NUMBERS APPEAR AS SHOWN IN THIS MANUAL OR IN SUPPLEMENTS PUBLISHED BY SONY.


CAUTION

Lead Free Soldered Boards


The circuit boards used in these models have been processed using Lead Free Solder. The boards are identified by the LF logo located close to the board designation e.g. F1, H1 etc [see examples]. The servicing of these boards requires special precautions to be taken as outlined below.



example 1



example 2



It is strongly recommended to use Lead Free Solder material in order to guarantee optimal quality of new solder joints. Lead Free Solder is available under the following part numbers :

Partnumber	Diameter	Remarks
7-640-005-19	0.3mm	0.25Kg
7-640-005-20	0.4mm	0.50Kg
7-640-005-21	0.5mm	0.50Kg
7-640-005-22	0.6mm	0.25Kg
7-640-005-23	0.8mm	1.00Kg
7-640-005-24	1.0mm	1.00Kg
7-640-005-25	1.2mm	1.00Kg
7-640-005-26	1.6mm	1.00Kg

Due to the higher melting point of Lead Free Solder the soldering iron tip temperature needs to be set to 370 degrees centigrade. This requires soldering equipment capable of accurate temperature control coupled with a good heat recovery characteristics.


For more information on the use of Lead Free Solder, please refer to <http://www.sony-training.com>

ITEM MODEL	Television System	Stereo System	Channel Coverage	Color System
E	B/G/H, D/K, I, L	GERMAN/NICAM Stereo	VHF : E02-E12 UHF : E21-E69 CATV : S01-S20 HYPER : S21-S41 D/K : R1-R12, R21-R69 L : F2-F10, B-Q, F21-F69 I : UHF B21-B69	PAL, SECAM NTSC 3.58/4.43 (VIDEO ONLY)
U	I, DVB-T	NICAM Stereo	UHF : B21-B69	PAL, SECAM NTSC 3.58/4.43 (VIDEO ONLY) MPEG-2 MP@ML

Projected Picture Size	LCD(Liquid Crystal Display) Panel Approx 58cm (23 inches) Approx 66cm (26 inches) Approx 81cm (32 inches).	Sound Output	
		Right and Left speaker Sub-woofer	2 x 5W (RMS) (23 inch) 2 x 10W (RMS) (26 & 32 inch)
Input/Output Terminals [REAR]		General Specifications	
1: 21-pin Euro connector (CENELEC standard)	Inputs for Audio and Video signals. Inputs for RGB. Outputs of TV Video and Audio signals.	Power Requirements	220 - 240V
		Power Consumption/ Standby	Approx 71W/0.5W (KLV-S23A10E) Approx 81W/0.5W (KLV-S26A10E) Approx 119W/0.5W (KLV-S32A10E) Approx 79W/0.5W (KDL-S23A12U) Approx 89W/0.5W (KDL-S26A12U) Approx 127W/0.5W (KDL-S32A12U)
2: 21-pin Euro connector (CENELEC standard)	Inputs for Audio and Video signals. Inputs for RGB. Outputs of Video and Audio signals (selectable). SmartLink interface.	Dimensions	Approx 566x448x218mm (23 inch with stand) Approx 566x411x89mm (23 inch without stand) Approx 658x517x309mm (26 inch with stand) Approx 658x474x90mm (26 inch without stand) Approx 792x608x309mm (32 inch with stand) Approx 792x564x99mm (32 inch without stand)
		Weight	Approx 13.0kg (23 inch with stand) Approx 9.5kg (23 inch without stand) Approx 16.5kg (26 inch with stand) Approx 12.5kg (26 inch without stand) Approx 20.0kg (32 inch with stand) Approx 16.0kg (32 inch without stand)
Phono Jacks	Output Connectors variable for Audio Signals.	Supplied Accessories	RM-EA002 Remote Commander (1) (KLV-S23A10E,KLV-S26A10E,KLV-S32A10E) RM-ED002 Remote Commander (1) (KDL-S23A12U,KDL-S26A12U,KDL-S32A12U) IEC designated R06 battery (2) Mains Lead (1)
HDMI	HDMI In.	Other Features	Wide Angle LCD Panel, 3D Comb Filter, SmartLink, Teletext, Light Sensor, PinP freeze, BBE Digital, HDMI input, PC input, AVC.
MODEM	Modem Jack (Digital model only).		
PCMCIA Socket	Conditional Access Module (Digital model only).		
Input/Output Terminals [SIDE]		Remote control system : Infrared control	
Headphone jack	stereo mini jack	Power requirements	3V dc 2 batteries IEC designation R06 (size AA)
Audio input	phono jacks		
Video input	phono jack		
S Video input	4 pin mini DIN		
Design and specifications are subject to change without notice.			

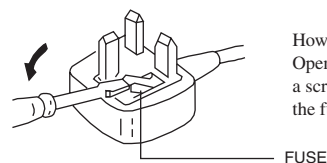
Model Name Item	KLV-S23A10E KLV-S26A10E KLV-S32A10E	KDL-S23A12U KDL-S26A12U KDL-S32A12U
PAP	OFF	OFF
PAT	OFF	OFF
RGB Priority	ON	ON
Sub Woofer	OFF	OFF
Scart 1	ON	ON
Scart 2	ON	ON
Front in (4)	ON	ON
Projector	OFF	OFF
Norm B/G	ON	OFF
Norm I	ON	ON
Norm D/K	ON	OFF
Norm AUS	OFF	OFF
Norm L	ON	OFF
Norm SAT	OFF	OFF
Norm M	OFF	OFF
Teletext	ON	ON
Nicam Stereo	ON	ON

WARNING (UK Models only)

The flexible mains lead is supplied connected to a **B.S. 1363** fused plug having a fuse of **13 AMP** rating. Should the fuse need to be replaced, use a **13AMP FUSE** approved by ASTA to **BS 1362**, ie one that carries the  mark.

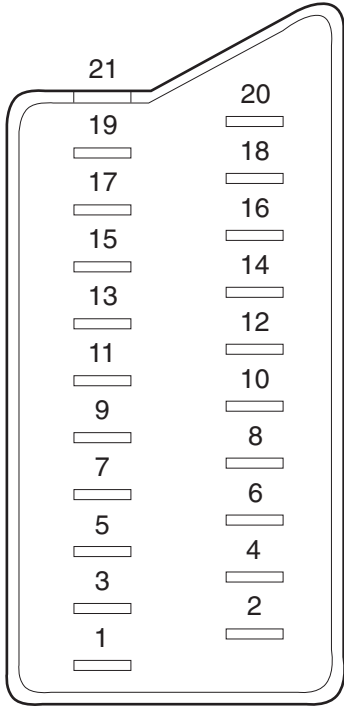
IF THE PLUG SUPPLIED WITH THIS APPLIANCE IS NOT SUITABLE FOR THE OUTLET SOCKETS IN YOUR HOME, IT SHOULD BE CUT OFF AND AN APPROPRIATE PLUG FITTED. THE PLUG SEVERED FROM THE MAINS LEAD MUST BE DESTROYED AS A PLUG WITH BARED WIRES IS DANGEROUS IF ENGAGED IN A LIVE SOCKET.

When an alternative type of plug is used, it should be fitted with a **13 AMP FUSE**, otherwise the circuit should be protected by a **13AMP FUSE** at the distribution board.



How to replace the fuse.
Open the fuse compartment with a screwdriver blade and replace the fuse.

21 pin connector




Pin No	1	2	Signal	Signal level
1	○	○	Audio output B (right)	Standard level : 0.5V rms Output impedance : Less than 1kohm*
2	○	○	Audio input B (right)	Standard level : 0.5V rms Output impedance : More than 10kohm*
3	○	○	Audio output A (left)	Standard level : 0.5V rms Output impedance : Less than 1kohm*
4	○	○	Ground (audio)	
5	○	○	Ground (blue)	
6	○	○	Audio input A (left)	Standard level : 0.5V rms Output impedance : More than 10kohm*
7	○	○	Blue input	0.7 +/- 3dB, 75 ohms positive
8	○	○	Function select (AV control)	High state (9.5-12V) : Part mode Low state (0-2V) : TV mode Input impedance : More than 10K ohms Input capacitance : Less than 2nF
9	○	○	Ground (green)	
10	●	○	AVlink	
11	○	○	Green	Green signal : 0.7 +/- 3dB, 75 ohms, positive
12	●	●	Open	
13	○	○	Ground (red)	
14	○	○	Ground (blanking)	
15	○	○	Red input	0.7 +/- 3dB, 75 ohms, positive
	-	-	(S signal Chroma input)	0.3 +/- 3dB, 75 ohms, positive
16	○	○	Blanking input (Y's signal)	High state (1-3V) Low state (0-0.4V) Input impedance : 75 ohms
17	○	○	Ground (video output)	
18	○	○	Ground (video input)	
19	○	○	Video output	1V +/- 3dB, 75ohms, positive sync 0.3V (-3+10dB)
20	○	○	Video input	1V +/- 3dB, 75ohms, positive sync 0.3V (-3+10dB)
	-	-	Video input Y (S signal)	1V +/- 3dB, 75ohms, positive sync 0.3V (-3+10dB)
21	○	○	Common ground (plug, shield)	

○ Connected ● Not Connected (open) * at 20Hz - 20kHz

Rear Connection Panel

Side Connection Panel



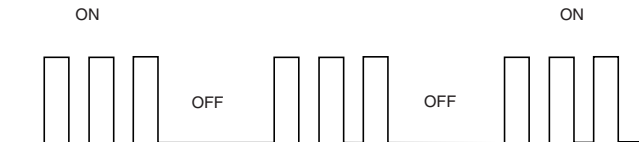
S Video socket pin configuration		
Pin No	Signal	Signal Level
1	Ground	-
2	Ground	-
3	Y (S signal) input	1V+/- 3dB 75ohm, positive Sync. 0.3V -3 +10dB
4	C (S signal) input	0.3V+/- 3dB 75ohm, positive Sync.

WAX SELF DIAGNOSTIC SOFTWARE

The identification of errors within the WAX chassis is triggered in one of two ways :- 1: Busy or 2: Device failure to respond to IIC. In the event of one of these situations arising the software will first try to release the bus if busy (Failure to do so will report with a continuous flashing LED) and then communicate with each device in turn to establish if a device is faulty. If a device is found to be faulty the relevant device number will be displayed through the LED (Series of flashes which must be counted).

Flash Timing Example : e.g. error number 3

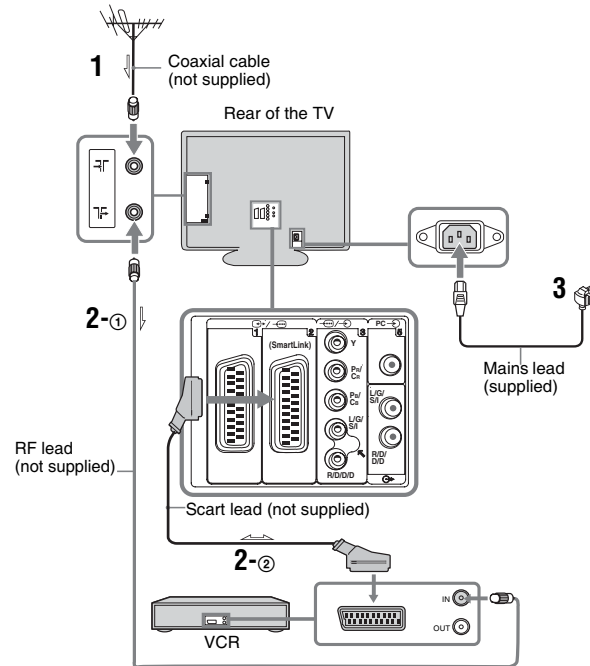
SiBy LED



LED Error Code

LED ERROR CODE	ERROR DESCRIPTION
02	Power Supply (PA) Protection Error
03	Power Supply (PB) Protection Error
04	Panel Error
05	DC Alert Protection Error
06	Speaker Protection Error
07	AC Det / OVP / Fan Error
08	Digital Error
09	Tuner Error
10	Sound Processor Error
11	Video Processor (SVP-EX) Error
12	Chroma Decoder (CXA2163) Error
13	AV Switch (CXA2069) Error
14	RTC IC Error
15	Temperature Sensor (LM75) Error
16	Port Expander 1 Error
17	Port Expander 2 Error
18	Port Expander 3 Error
19	NVM Error
20	IIC Error

3: Connecting an aerial/VCR



- 1 Connect your aerial to the ㄱ socket on the rear of the TV.

If connecting to an aerial only

Go to step 3.

- 2 Connect your VCR.

① Connect the ㄱ socket on the rear of the TV to the input socket on your VCR with the RF lead.

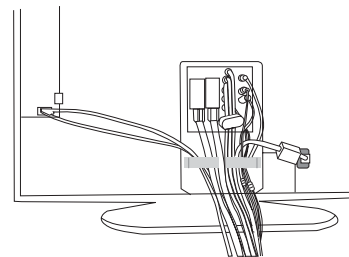
② Connect the scart socket on your VCR to the ㄱ/ㄴ scart socket on the rear of the TV with a scart lead.

- 3 Connect the supplied mains lead to the AC IN socket on the rear of the TV.

Note

Do not connect the mains lead to your mains socket until all connections are complete.

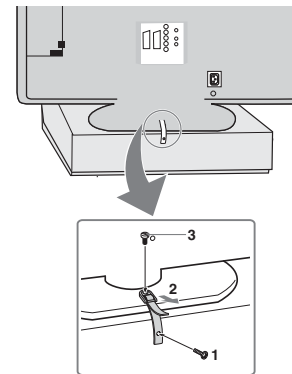
- 4 Bundle the cable.



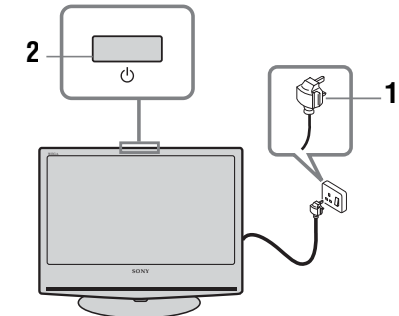
4: Preventing the TV from toppling over

After all connections are completed, secure the TV.

- 1 Fasten the supplied support belt to the stand with a screw.
- 2 While supporting the TV, tighten the supplied support belt to adjust the length.
- 3 Fit the supplied support belt to the TV stand, then firmly fasten with the supplied screw using a screw driver or coin, etc.



5: Switching on the TV



- 1 Connect the TV to your mains socket (220-240V AC, 50Hz).

- 2 Press ㄱ on the TV (top side).

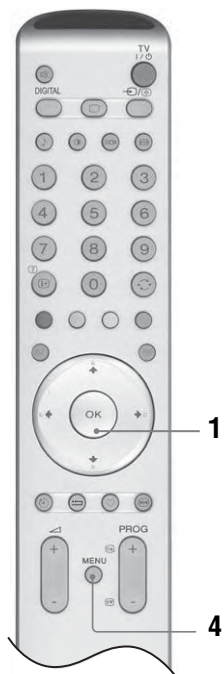
When you switch on the TV for the first time, the message confirming the TV start auto-tuning appears on the screen.

When the TV is in standby mode (the ㄱ (standby) indicator on the front of the TV is red), press TV ㄱ on the remote to switch on the TV, then go to "6: Auto-tuning the TV" on page 13.

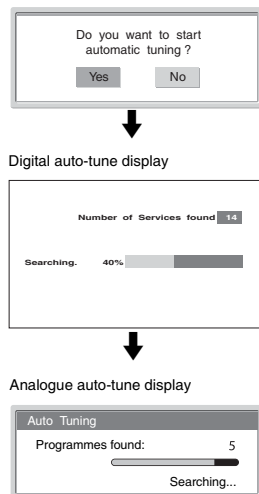
6: Auto-tuning the TV

When you switch on the TV for the first time, the message confirming the TV start auto-tuning appears on the screen.

You must tune the TV to receive channels (TV broadcasts). Do the following to search and store all available channels.



1 Press OK to select "Yes".



The TV starts searching for all available digital channels followed by all available analogue channels. This may take some time, please be patient and do not press any buttons on the TV or remote.

Once all available digital and analogue channels have been stored, the TV returns to normal operation, displaying the digital channel stored on channel number 1. If no digital channels are found, the analogue channel stored on channel 1 is displayed.

When a message appears for you to confirm the aerial connections

No digital or analogue channels are found. Check all the aerial connections and press OK twice to start auto-tuning again.

2 The Programme Sorting menu appears on the screen.

Note

If some digital channel is found, this step will not appear

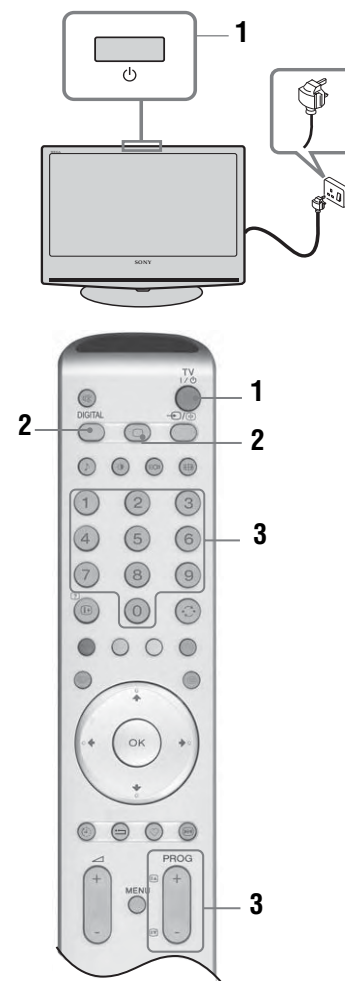
3 To change the order in which the channels are stored on the TV. See page 29.

4 Press MENU to exit.

The TV has now tuned in all the available channels.

Watching TV

Watching TV



1 Press on the TV (Top side) to switch on the TV.

When the TV is in standby mode (the (standby) indicator on the front of the TV is red), press TV on the remote to switch on the TV.

2 Press DIGITAL to switch to digital mode or to switch to analogue mode.

The channels available vary depending on the mode.

3 Press the number buttons or PROG +/- to select a TV channel.

To select channel numbers 10 and above using the number buttons, enter the second and third digits within two seconds.

To select a digital channel using the Digital Electronic Programme Guide (EPG), see page 16.

In digital mode

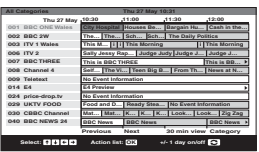
An information banner appears briefly. The following icons may be indicated on the banner.

- : Interactive service is available (MHEG Digital Text)
- : Interactive service (MHEG Digital Text) is currently disabled
- : Radio service
- : Scrambled/Subscription service
- : Multiple audio languages available
- : Subtitles available
- : Subtitles available for the hearing impaired
- : Recommended minimum age for current programme (from 4 to 18 years)
- : Parental Lock
- : Current programme is being recorded

Additional operations

To	Do this
Turn off the TV temporarily (Standby mode)	Press TV .
Turn on the TV from Standby mode without sound	Press . Press +/- to set the volume level
Turn off the TV completely	Press on the top side of the TV.
Adjust the volume	Press +/- (increase) /- (decrease).
Mute the sound	Press . Press again to restore.
Switch to digital mode	Press DIGITAL.
Hide interactive prompts from the screen (in digital mode only)	
Switch to analogue mode	Press .

Checking the Digital Electronic Programme Guide (EPG) DV3



Digital Electronic Programme Guide (EPG)

- 1 In digital mode, press to display the Digital Electronic Programme Guide (EPG).
- 2 Perform the desired operation in following table.

To	Do this
Turn off the EPG	Press .
Move through the EPG	Press , , , .
Display the previous or next six channels	Press the red (previous) or green (next) button.
Watch a current programme	Press OK while the current programme is selected.
Sort the programme information by category – Category list	<ol style="list-style-type: none">1 Press the blue button.2 Press , , , to select a category. The category name is displayed on the side. The categories available include: Favourite Contains all the channels that have been stored in the Favourite list (page 18). All categories Contains all available channels. News Contains all news channels.3 Press OK. The Digital Electronic Programme Guide (EPG) now only displays the current programmes from the category selected.
Set a programme to be recorded – Timer REC	<ol style="list-style-type: none">1 Press , , , to select the future programme you want to record.2 Press OK.3 Press , to select “Timer REC”.4 Press OK to set the TV and your VCR timers. A symbol appears by that programme’s information. <p>Notes</p> <ul style="list-style-type: none">• You can set VCR timer recording on the TV only for Smartlink compatible VCRs. If your VCR is not Smartlink compatible, a message will be displayed to remind you to set your VCR timer.• Once a recording has begun, you can switch the TV to standby mode, but do not switch off the TV completely or the recording may be cancelled.

Viewing pictures from connected equipment

Switch on the connected equipment, then perform one of the following operation.

For equipment connected to the scart sockets using a fully-wired 21-pin scart lead

Start playback on the connected equipment. The picture from the connected equipment appears on the screen.

For an auto-tuned VCR (page 11)

Press PROG +/-, or the number buttons, to select the video channel. You can also press / repeatedly until the correct input symbol (see below) appears on the screen.

For other connected equipment

Press / repeatedly until the correct input symbol (see below) appears on the screen or press OK to access the Input signal index table. To select an input source, press , , then press OK.

- 1/2: Audio/video or RGB input signal through the scart socket 1 or 2. appears only if an RGB source has been connected.
- 3: Component input signal through the Y, Pb/Cb, Pr/Cr sockets /3, and audio input signal through the L/G/S/I, R/D/D/D sockets /3.
- 4/S/4: Video input signal through the video socket 4, and audio input signal through the audio socket L/G/S/I (MONO), R/D/D/D sockets 4. S appears only if the equipment is connected to the S video socket S4 instead of the video socket 4, and S video input signal is input through the S video socket S4.
- 5: RGB input signal through the PC connectors 5, and audio input signal through the socket .
- 6: (KDL-S32A12U, KDL-S26A12U only)
Digital audio/video signal is input through the HDMI IN 6 socket. Audio input signal is analogue only if the equipment has been connected using the DVI and audio out socket.

Additional operations

To	Do this
Return to the normal TV operation	Press DIGITAL or .
Access the Input signal index table	Press OK. To select an input source, press , then press OK.

Using the Menu

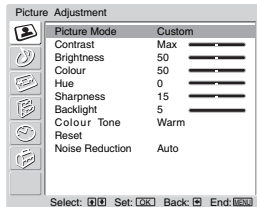
Navigating through menus



- 1 Press MENU to display the menu.
- 2 Press , to select a menu icon, press .
- 3 Press , , , to select an option.
- 4 Press , , , to change/set the setting, then press OK.
To exit the menu, press MENU.
To return to the last display, press .

Continued

Picture Adjustment menu



You can select the options listed below on the Picture Adjustment menu. To select options, see “Navigating through menus” (page 17).

Tip

When you set the “Picture Mode” option to “Vivid” or “Standard,” you can adjust only “Contrast,” and “Reset.”

Picture Mode

Selects the picture mode.

- 1 Press OK to select “Picture Mode”.
- 2 Press \downarrow/\uparrow to select one of the following picture modes, then press OK.
 - Vivid: For big lighted spaces.
 - Standard: Optimal picture for home use.
 - Custom: Allows you to store your own preferred settings.

Tip

You can change the picture mode by pressing \mathbb{P} repeatedly.

Contrast/Brightness/Colour/Hue/Sharpness/Backlight

- 1 Press OK to select the option.
- 2 Press \leftarrow/\rightarrow to set the level, then press OK.

Tip

“Hue” can only be adjusted for an NTSC colour signal (e.g., U.S.A. video tapes). “Brightness”, “Colour”, “Hue”, “Sharpness” and “Backlight” only appear and can be adjusted if “Picture Mode” is set to “Custom”.

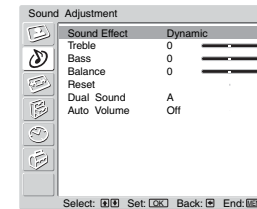
Colour Tone

- 1 Press OK to select “Colour Tone”.
- 2 Press \downarrow/\uparrow to select one of the following, then press OK.
 - Cool: Gives the white colours a blue tint.
 - Neutral: Gives the white colours a neutral tint.
 - Warm: Gives the white colours a red tint.

Tip

“Warm” only appears and can be adjusted if “Picture Mode” is set to “Custom”.

Sound Adjustment menu



You can select the options listed below on the Sound Adjustment menu. To select options, see “Navigating through menus” (page 17).

Sound Effect

- 1 Press OK to select “Sound Effect”.
- 2 Press \downarrow/\uparrow to select one of the following sound effects, then press OK.
 - Natural: Enhances clarity, detail, and sound presence by using “BBE High definition Sound System”^{*1}.
 - Dynamic: Intensifies clarity and sound presence for better intelligibility and musical realism by using the “BBE High definition Sound System.”
 - Dolby Virtual^{*2}: Uses the TV speakers to simulate the surround effect produced by a multi channel system.
 - Off: Flat response.

Tips

- You can change sound effect by pressing \mathbb{S} repeatedly.
- If you set “Auto Volume” to “On”, “Sound Effect” changes to “Natural”.

^{*1} Licensed by BBE Sound, Inc. under USP4638258, 4482866. “BBE” and BBE symbol are trademarks of BBE Sound, Inc.

^{*2} Manufactured under license from Dolby Laboratories. “Dolby” and the double-D symbol \mathbb{D} are trademarks of Dolby Laboratories.

Treble/Bass/Balance

Adjusts higher-pitched sounds (Treble), adjusts lower-pitched sounds (Bass), and emphasizes left or right speaker balance (Balance).

- 1 Press OK to select the option.
- 2 Press \leftarrow/\rightarrow to set the level, then press OK.

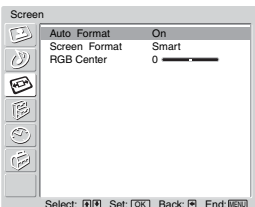
Reset

Resets the “Treble,” “Bass” and “Balance” settings to the factory settings.

- 1 Press OK to select “Reset”.
- 2 Press \downarrow/\uparrow to select “OK,” then press OK.

Continued

Screen menu



You can select the options listed below on the Screen Control menu. To select options, see “Navigating through menus” (page 17).

Auto Format

Automatically changes the screen format according to the broadcast signal.

- 1 Press OK to select “Auto Format”.
- 2 Press ↓/↑ to select “On,” then press OK.

Tips

- Even if you have selected “On” or “Off” in “Auto Format”, you can always modify the format of the screen by pressing repeatedly.
- “Auto Format” is available for PAL and SECAM signals only.

Screen Format

For details about the screen format, see page 15.

- 1 Press OK to select “Screen Format”.
- 2 Press ↓/↑ to select “Wide,” “Smart,” “4:3,” “14:9” or “Zoom” (see page 16 for details), then press OK.

RGB Center

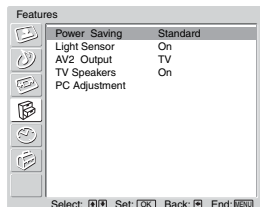
Adjusts the horizontal picture position so that the picture is in the middle of the screen.

- 1 Press OK to select “RGB Center”.
- 2 Press ←/→ to adjust the centre of the picture between -5 and +5, then press OK.

Tip

This option is only available if an RGB source has been connected to the Scarts connectors 1 or 2 on the rear of the TV.

Features menu



You can select the options listed below on the Features menu. To select options, see “Navigating through menus” (page 19).

Power Saving

- 1 Press OK to select “Power Saving”.
- 2 Press ↓/↑ to select one of the following, then press OK.
 - Standard: Default settings.
 - Reduce: Reduces the power consumption of the TV.
 - Picture Off: Switches off the picture. You can listen to the sound with the picture off.

Light Sensor

Automatically optimizes the picture settings according to the ambient light in the room.

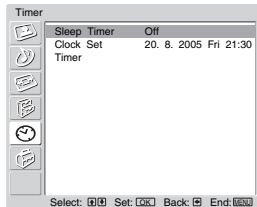
- 1 Press OK to select “Light Sensor”.
- 2 Press ↓/↑ to select “On” then press OK.

AV2 Output

Sets a signal to be output through the socket labelled 2 on the rear of the TV. If you connect a VCR to the 2 socket, you can then record from the equipment connected to other sockets of the TV.

- 1 Press OK to select “AV2 Output”.
- 2 Press ↓/↑ to select one of the following, then press OK.
 - D-TV: Outputs a digital broadcast.
 - A-TV: Outputs an analogue broadcast.
 - AV1: Outputs signals from equipment connected to the 1 socket.
 - AV4: Outputs signals from equipment connected to the 4/S- 4 socket.
 - Auto: Outputs whatever is being viewed on the screen.

Timer menu



You can select the options listed below on the Timer menu. To select options, see “Navigating through menus” (page 19).

Sleep Timer

Sets a period of time after which the TV automatically switches itself into the standby mode.

- 1 Press OK to select “Sleep Timer”.
- 2 Press \downarrow/\uparrow to select the desired time period (“30min”/“60min”/“90min”/“120min”), then press OK.

The \odot indicator on the TV (front) lights up in amber.

Tips

- If you switch off the TV and switch it on again, “Sleep Timer” is reset to “Off.”
- “Sleep timer will end soon. Power will be turned off.” appears on the screen one minute before the TV switches to the standby mode.
- If you press \oplus/\otimes , the remaining time in minutes before the TV switches to the standby mode is displayed on the screen.

Clock Set

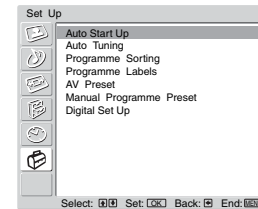
- 1 Press OK to select “Clock set”.
- 2 Press \downarrow/\uparrow to select the day, then press \rightarrow .
- 3 Set the month, year, and hour in the same way as in step 2.
- 4 Press \downarrow/\uparrow to select the minute, then press OK. \leftarrow/\rightarrow
The clock starts.

Timer

Sets a predefined period of time after which the TV automatically switches on/off.

- 1 Press OK to select “Timer”.
- 2 Press \downarrow/\uparrow to select “Set”, then press OK.
- 3 Press \rightarrow to select the desired period (“One Day”, “Daily”, “Mon-Fri” or “Weekly”), then press OK.
- 4 Press \downarrow/\uparrow to select “On Time” or “Off Time”, then press OK.
- 5 Press \downarrow/\uparrow to active. Press \rightarrow , then press $\downarrow/\uparrow/\leftarrow/\rightarrow$ to set time you wish to switch on/off the TV. Press OK to confirm.

Set Up menu



You can select the options listed below on the Set Up menu. To select options, see “Navigating through menus” (page 19).

Auto Start Up

Starts the “first time operation menu” to tune in all the available digital and analogue channels. Usually you do not need to do this operation because the channels are already tuned when the TV was first installed (page 13). However, this option allows you to repeat the process (e.g., to retune the TV after moving house, or to search for new channels that have been launched by broadcasters).

- 1 Press OK to select “Auto Start Up”.
- 2 Press OK to select “Yes.”
The auto-tune display appears on the screen.
- 3 Follow steps 1 to 4 of “Auto-tuning the TV” (page 13).

Auto Tuning (Analogue mode only)

Tunes in all the available analogue channels. Usually you do not need to do this operation because the channels are already tuned when the TV was first installed (page 13). However, this option allows you to repeat the process (e.g., to retune the TV after moving house, or to search for a new channels that have been launched by broadcasters).

- 1 Press OK to select “Auto Tuning”.
- 2 Follow step 1 and 2 of “Auto-tuning the TV” (page 13).
When all available analogue channels have been tuned, the TV returns to normal operation.

Programme Sorting (Analogue mode only)

Changes the order in which the analogue channels are stored on the TV.

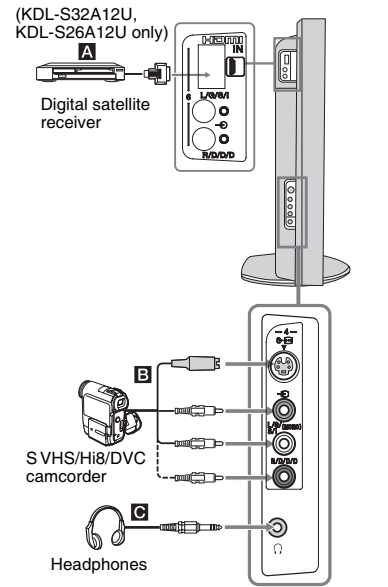
- 1 Press OK to select “Programme Sorting”.
- 2 Press \uparrow/\downarrow to select the channel you want to move to a new position, then press OK.
- 3 Press \uparrow/\downarrow to select the new position for your channel, then press OK.
Repeat the procedure in steps 2 and 3 to move other channels if required.

Using Optional Equipment

Connecting optional equipment

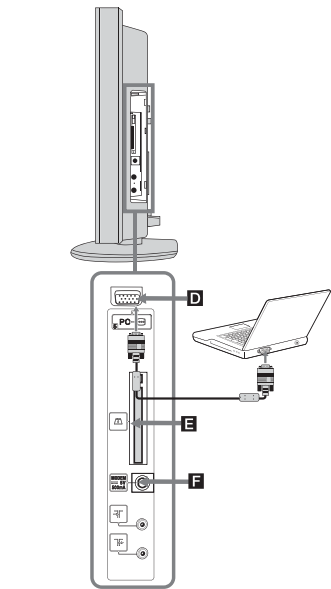
You can connect a wide range of optional equipment to your TV. Connecting cables are not supplied.

Connecting to the side of the TV



To connect	Do this
Digital satellite receiver A	Connect only to the HDMI IN 5 socket. The digital video and audio signals are input from the digital satellite receiver. If the digital satellite receiver has a DVI socket and not an HDMI socket, connect the DVI socket to the HDMI IN 5 socket, and connect the audio socket to the audio sockets HDMI IN 5. The digital video and analogue audio signals are input from the digital satellite receiver.
S VHS/Hi 8/DVC camcorder B	Connect to the S video socket 4 or the video socket 4, and the audio sockets 4. To avoid picture noise, do not connect the camcorder to the video socket 4 and the S video socket 4 at the same time. If you connect mono equipment, connect to the L/G/S/I sockets 4, and set "Dual Sound" to "A" (page 24).

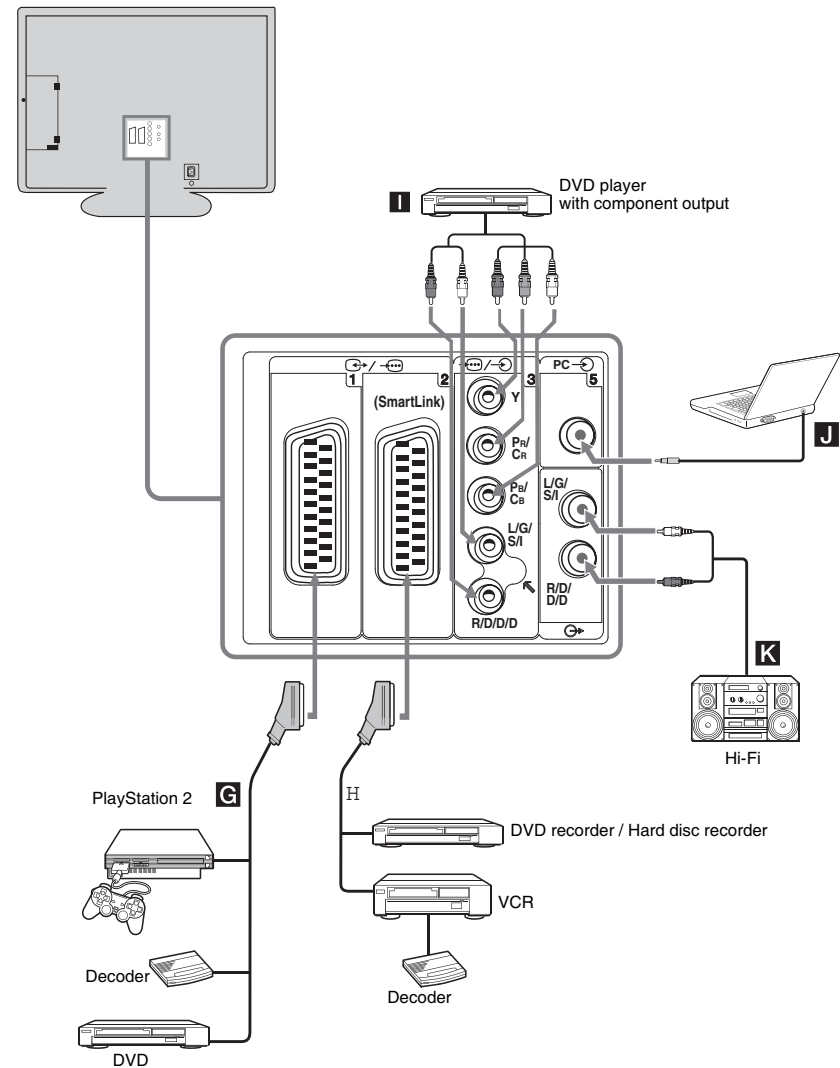
To connect	Do this
Headphones C	Connect to the 4 socket to listen to sound from the TV on headphones.



To connect	Do this
Personal Computer D	Connect to the PC Input socket 5 and the audio socket 4 on the rear of the TV (page 36).
CAM (Conditional Access Module) E	Remove the dummy card from the CAM slot and insert the CAM. Insert the viewing card into the CAM.
Notes:	<ul style="list-style-type: none">Switch off the TV before inserting the CAM.Keep always the dummy card into the CAM slot when you remove the CAM.
Modem connector F	For future use only.

Continued

Connecting to the rear of the TV



Additional Information

Specifications

Display Unit

Power Requirements:
220–240 V AC, 50 Hz

Screen Size:
KDL-S32A12U: 32 inches
KDL-S26A12U: 26 inches
KDL-S23A12U: 23 inches

Display Resolution (horizontal x vertical):
KDL-S32A12U: 1366 dots x 768 lines
KDL-S26A12U: 1366 dots x 768 lines
KDL-S23A12U: 1366 dots x 768 lines

Power Consumption:
KDL-S32A12U: 127 W
KDL-S26A12U: 89 W
KDL-S23A12U: 79 W

Standby Power Consumption:
KDL-S32A12U: 0.5 W
KDL-S26A12U: 0.5 W
KDL-S23A12U: 0.5 W

Dimensions (w × h × d):
KDL-S32A12U:
Approx. 792 x 608 x 309 mm (with stand)
Approx. 792 x 564 x 99 mm (without stand)
KDL-S26A12U:
Approx. 658 x 517 x 309 mm (with stand)
Approx. 658 x 474 x 90 mm (without stand)
KDL-S23A12U:
Approx. 566 x 448 x 218 mm (with stand)
Approx. 566 x 411 x 89 mm (without stand)

Weight:
KDL-S32A12U:
Approx. 20 kg (with stand)
Approx. 16 kg (without stand)
KDL-S26A12U:
Approx. 16,5 kg (with stand)
Approx. 12,5 kg (without stand)
KDL-S23A12U:
Approx. 13 kg (with stand)
Approx. 9,5 kg (without stand)

Panel System

LCD (Liquid Crystal Display) Panel

TV System

I.

Colour System

PAL, SECAM
NTSC 3.58, 4.43 (only Video In)
MPEG-2 MP@ML













Aerial

75 ohm external terminal for VHF/UHF

Channel Coverage

I: UHF B21–B69

Terminals

- AV1:  1
21-pin Scart connector (CENELEC standard) including audio/video input, RGB input, and TV audio/video output.
- AV2:  2 (SMARTLINK)
21-pin Scart connector (CENELEC standard) including audio/video input, RGB input, selectable audio/video output, and SmartLink interface
- AV3:  3
Y: 1 Vp-p, 75 ohms, 0.3V negative sync
Pb: 0.7 Vp-p, 75 ohms
Pr: 0.7 Vp-p, 75 ohms
 3 Audio input (phono jacks)
500 mVrms
Impedance: 47 kilo ohms
- AV4:  4S video input (4-pin mini DIN)
 4 Video input (phono jack)
 4 Audio input (phono jacks)
- AV5:  5
PC Input (15 Dsub) (see page 36)
G: 0.7 Vp-p, 75 ohms, non Sync on Green
B: 0.7 Vp-p, 75 ohms, non Sync on Green
R: 0.7 Vp-p, 75 ohms, non Sync on Green
HD: 1-5 Vp-p
VD: 1-5 Vp-p
 PC audio input: minijack.
-  Audio output (Left/Right) (phono jacks)
- AV6:  6 (KDL-S32A12U, KDL-S26A12U only)
HDMI: Video: 480i, 576i, 480p, 576p, 720p, 1080i
Audio: Two channel linear PCM 32, 44.1 and 48 kHz, 16, 20 and 24 bits.
AUDIO: 500 mVrms (100% modulation)
Impedance: 47 kilohms
-  Headphones jack

Sound Output

KDL-S32A12U: 10 W +10 W (RMS)
KDL-S26A12U: 10 W + 10 W (RMS)
KDL-S23A12U: 5 W + 5 W (RMS)

Supplied Accessories

- Remote RM-ED002 (1)
- Size AA batteries (R6 type) (2)
- Support belt (1) and screw (2)
- Mains Lead (1)

Optional Accessories

- Wall-Mount Bracket SU-WL31 (KDL-S32A12U, KDL-S26A12U, KDL-S23A12U)

Design and specifications are subject to change without notice.

PC Specifications

Signals	Horizontal (Pixel)	Vertical (Line)	Horizontal frequency (kHz)	Vertical frequency (Hz)	Standard
VGA	640	480	31.5KHz	60Hz	VGA
	640	480	37.9KHz	72Hz	VESA
	640	480	37.5KHz	75Hz	VESA
	720	400	31.47KHz	70Hz	VGA-T
SVGA	800	600	35.1KHz	56Hz	VESA Guidelines
	800	600	37.9KHz	60Hz	VESA Guidelines
	800	600	48.1KHz	72Hz	VESA
	800	600	46.9KHz	75Hz	VESA
XGA	1024	768	48.4KHz	60Hz	VESA Guidelines
	1024	768	56.5KHz	70Hz	VESA
	1024	768	60.0KHz	75Hz	VESA
WXGA	1280	768	47.40KHz	60Hz	VESA
	1280	768	47.78KHz	60Hz	VESA



This TV does not support Sync on Green or Composite Sync.
If a signal other than in the above chart is input, it may not be displayed properly or may not be displayed as you set.
Using the Vertical frequency (Hz) of the personal computer at 60 is recommended.

Troubleshooting

Check whether the  (standby) indicator is flashing in red.






When it is flashing




The self-diagnosis function is activated.

- 1 Measure how long the  (standby) indicator flashes and stops flashing.
For example, the indicator flashes for two seconds, stops flashing for one second, and flashes for two seconds.
- 2 Press  on the TV (Top side) to switch it off, disconnect the mains lead, and inform your dealer or Sony service centre of how the indicator flashes (duration and interval).



When it is not flashing

- 1 Check the items in the tables below.
- 2 If the problem still persists, have your TV serviced by qualified service personnel.

Picture	
Problem	Cause/Remedy
No picture (screen is dark) and no sound	<ul style="list-style-type: none"> • Check the aerial connection. • Connect the TV to the mains, and press  on the TV (top side). • If the  (standby) indicator lights up in red, press TV .
No picture or no menu information from equipment connected to the scart connector	<ul style="list-style-type: none"> • Check that the optional equipment is on and press / repeatedly until the correct input symbol is displayed on the screen. • Check the connection between the optional equipment and the TV.
Distorted picture	<ul style="list-style-type: none"> • When installing optional equipment, leave some space between the optional equipment and the TV. • When changing programmes or selecting digital/analogue Text, turn off any equipment connected to the scart connector on the rear of the TV.
Double images or ghosting	<ul style="list-style-type: none"> • Check aerial/cable connections. • Check the aerial location and direction.
Only snow and noise appear on the screen	<ul style="list-style-type: none"> • Check if the aerial is broken or bent. • Check if the aerial has reached the end of its serviceable life (three to five years in normal use, one to two years at the seaside).
Picture (dotted lines or stripes) noise	<ul style="list-style-type: none"> • Keep the TV away from electrical noise sources such as cars, motorcycles, or hair-dryers. • Make sure that the aerial is connected using the supplied coaxial cable. • Keep the aerial cable away from other connecting cables. • Do not use a 300-ohm twin lead cable as interference may occur.
Picture noise when viewing a TV channel	<ul style="list-style-type: none"> • Select “Manual Programme Preset” in the “Set Up” menu and adjust “AFT” (Automatic Fine Tuning) to obtain better picture reception (page 31). • Select “Noise Reduction” in the “Picture Adjustment” menu to reduce the noise in the picture (page 21).
Stripe noise during playback/recording of a VCR	<ul style="list-style-type: none"> • Video head interference. Keep your VCR away from the TV. • Leave a space of 30 cm between your VCR and the TV to avoid noise. • Avoid installing your VCR in front of the TV or beside the TV.
Some tiny black points and/or bright points on the screen	<ul style="list-style-type: none"> • The picture of a display unit is composed of pixels. Tiny black points and/or bright points (pixels) on the screen do not indicate a malfunction.

Problem	Cause/Remedy
No colour on programmes	<ul style="list-style-type: none"> • Select “Reset” in the “Picture Adjustment” menu to return to the factory settings (page 22).
No colour or irregular colour when viewing a signal from the Y, PB/CB, PR/CR jacks of 	<ul style="list-style-type: none"> • Check the connection of the Y, PB/CB, PR/CR jacks of . • Make sure that the Y, PB/CB, PR/CR jacks of  are firmly seated in their respective sockets.

Sound

Problem	Cause/Remedy
No sound, but good picture	<ul style="list-style-type: none"> • Press  +/- or  (Mute). • Check that “TV Speakers” is set to “on” in the “Features” menu (page 26).
Noisy sound	<ul style="list-style-type: none"> • See the “Picture noise” causes/remedies on page 40.

Channels

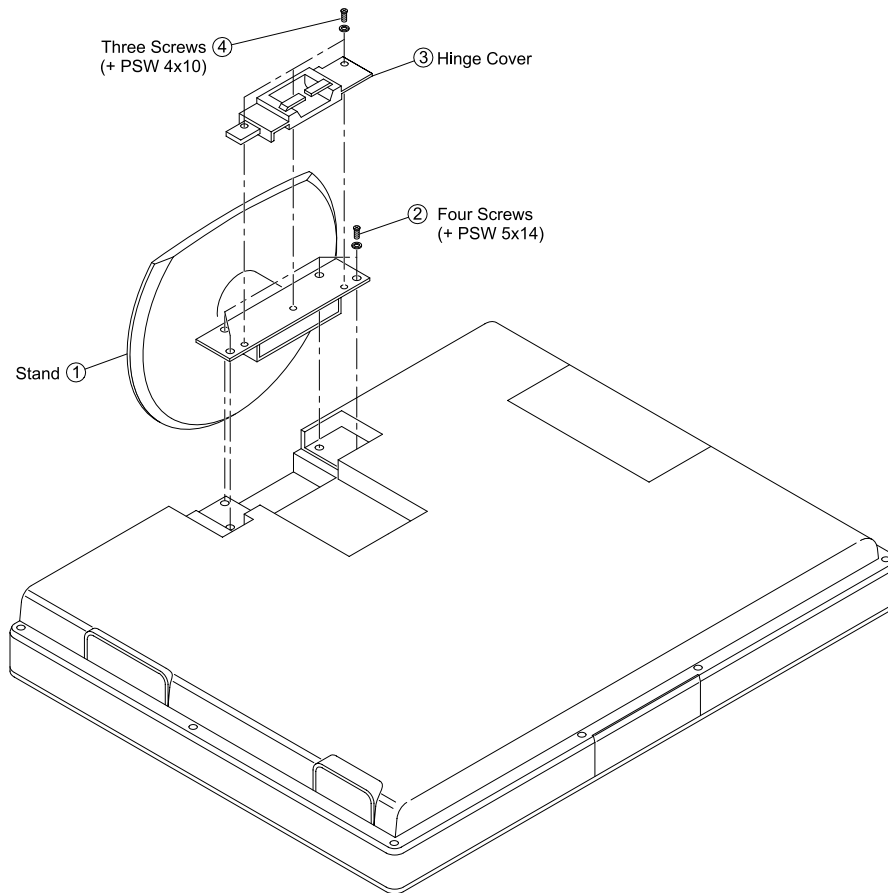
Problem	Cause/Remedy
The desired channel cannot be selected	<ul style="list-style-type: none"> • Switch between digital and analogue mode and select the desired digital/analogue channel.
Some channels are blank	<ul style="list-style-type: none"> • Scrambled/Subscription only channel. Subscribe to the Pay Per View service. • Channel is used only for data (no picture or sound). • Contact the broadcaster for transmission details.
Digital channel is not displayed	<ul style="list-style-type: none"> • Check that the aerial is plugged directly into the TV (not through other equipment). • Contact a local installer to find out if digital transmissions are provided in your area. • Upgrade to a higher gain aerial.

General

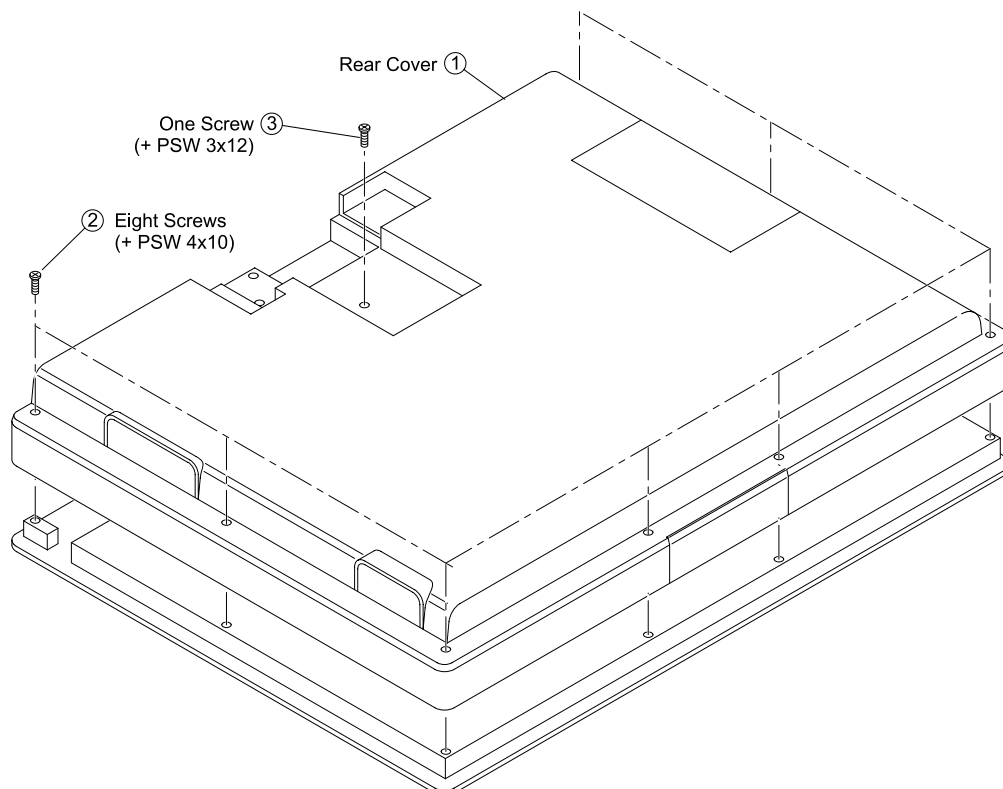
Problem	Cause/Remedy
The TV turns off automatically (the TV enters standby mode)	<ul style="list-style-type: none"> • Check if the “Timer” is activated (page 28). • If no signal is received or no operation is performed in the TV mode for 10 minutes, the TV automatically switches to standby mode.
The TV turns on automatically	<ul style="list-style-type: none"> • Check if the “Timer” is activated (pag 28)
Some input sources cannot be selected	<ul style="list-style-type: none"> • Select “AV Preset” in the “Set Up” menu and cancel “Skip” of the input source (page 30).
The remote does not function	<ul style="list-style-type: none"> • Replace the batteries.

SECTION 2 DISASSEMBLY

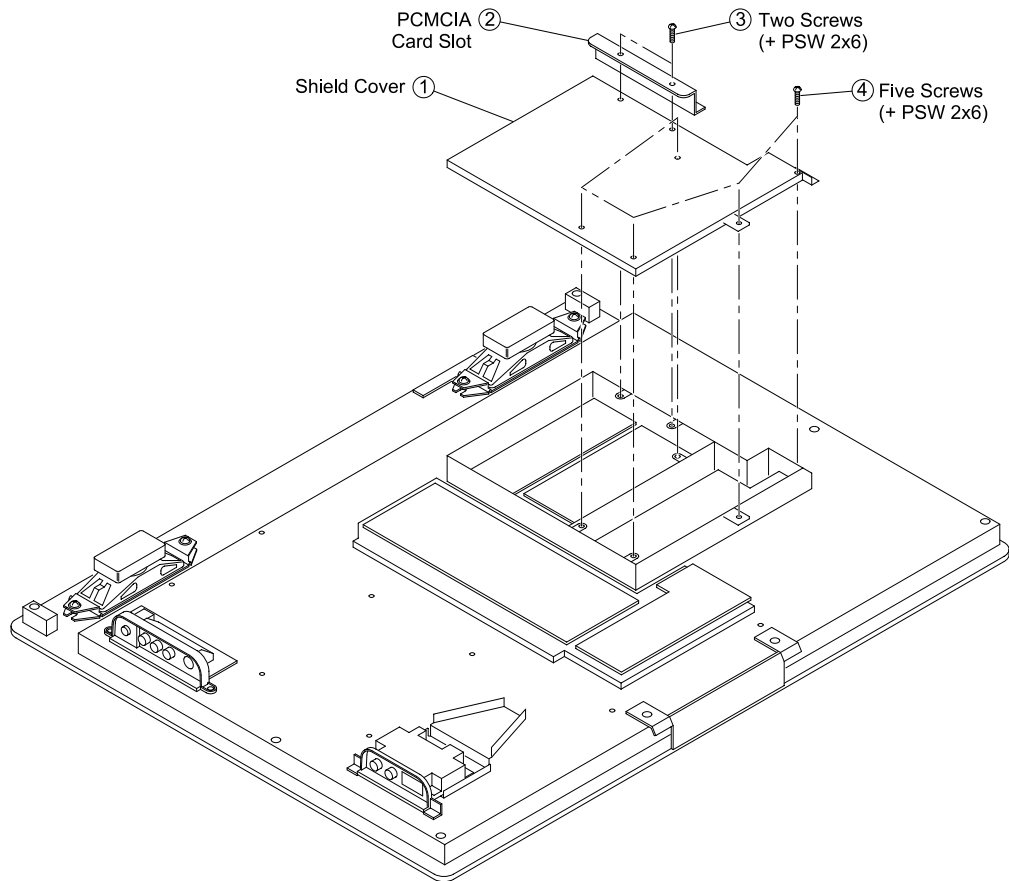
2-1. STAND REMOVAL



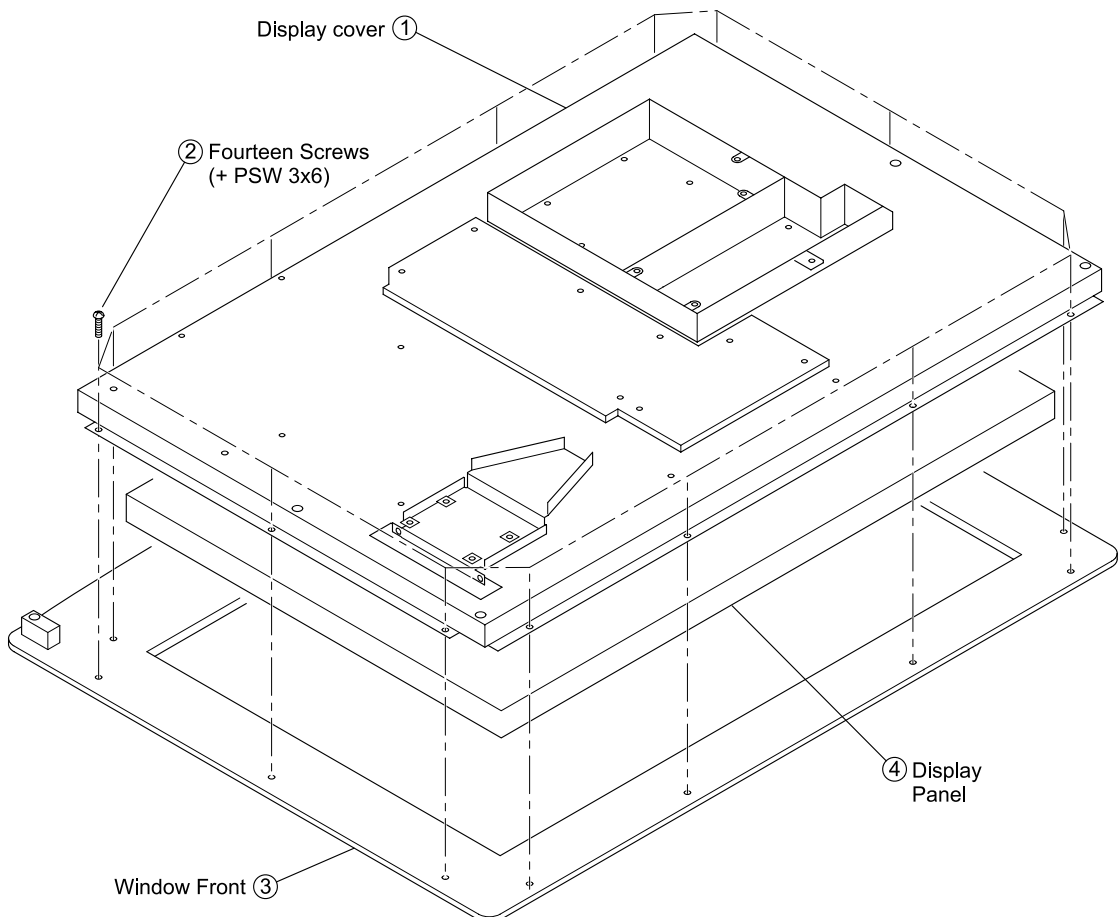
2-2. REAR COVER REMOVAL



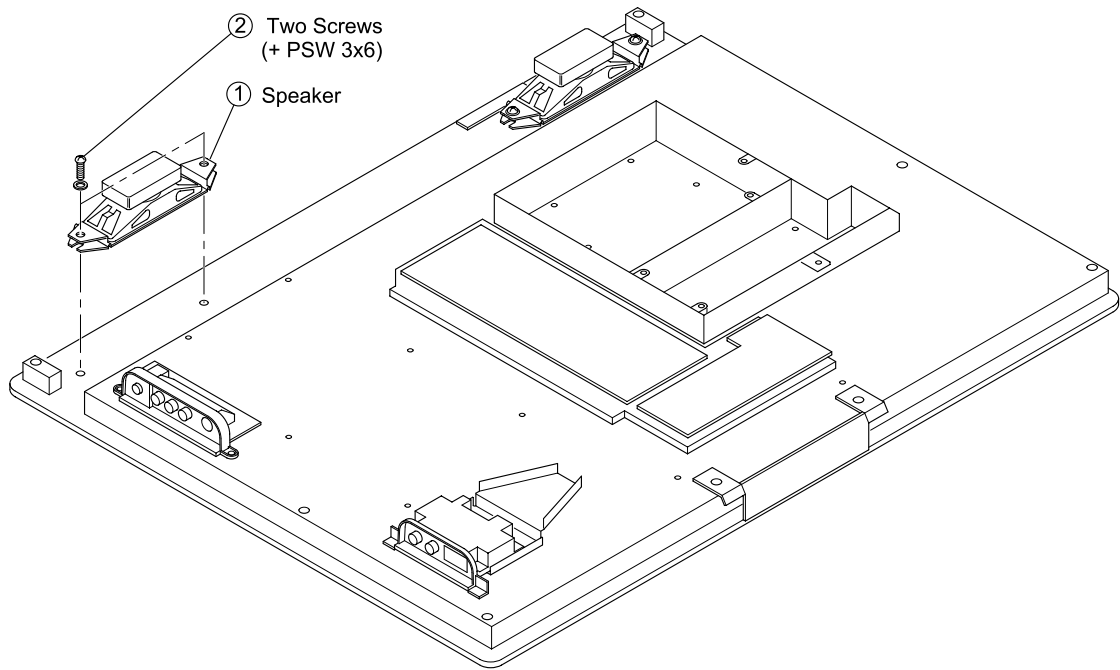
2-3. SHIELD COVER REMOVAL



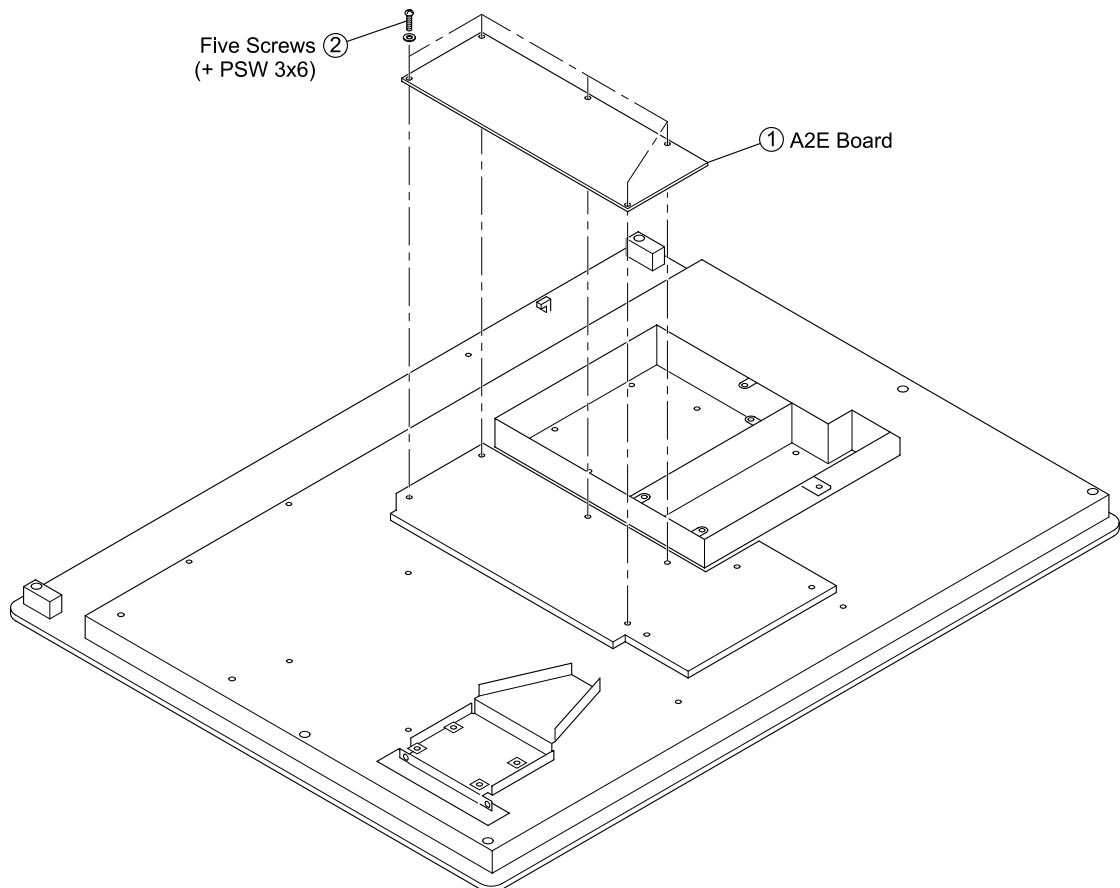
2-4. DISPLAY COVER REMOVAL



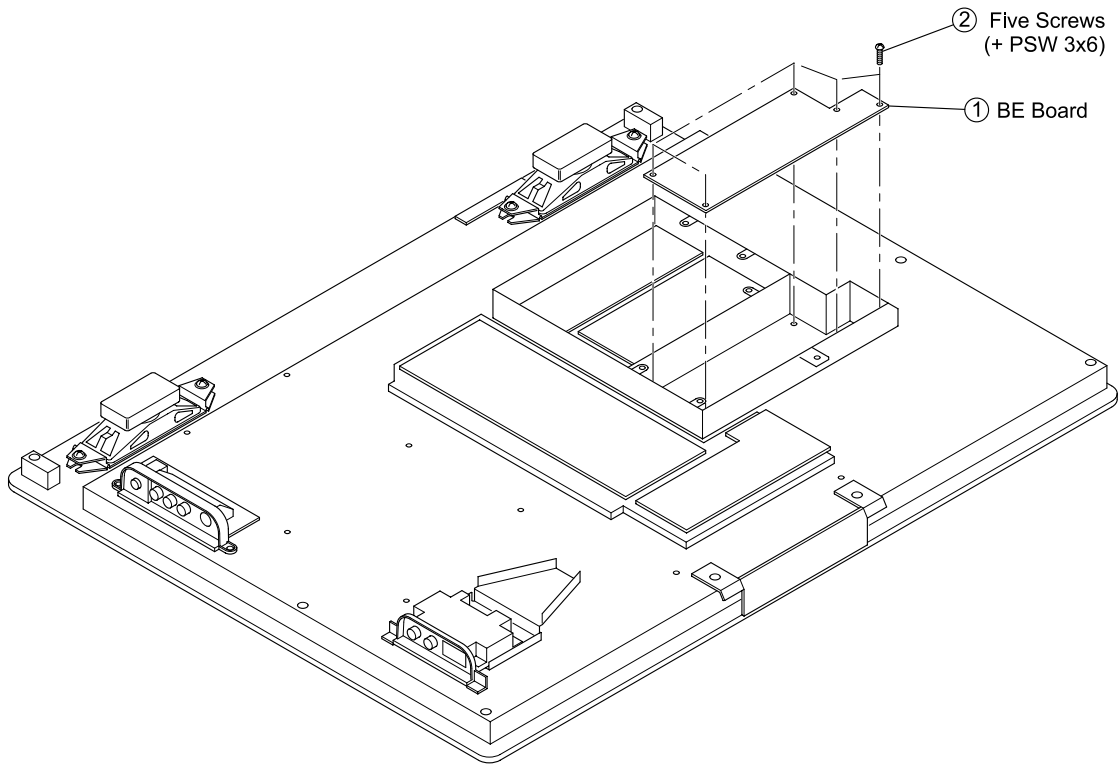
2-5. SPEAKER REMOVAL



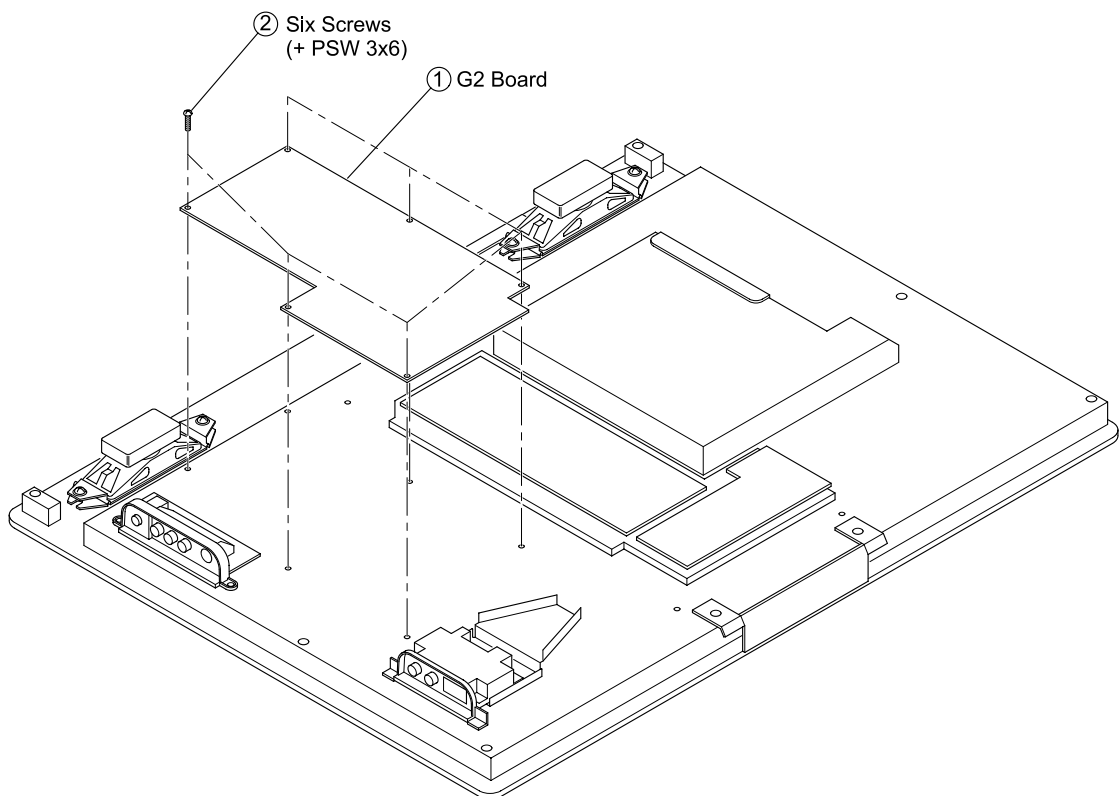
2-6. A2E BOARD REMOVAL



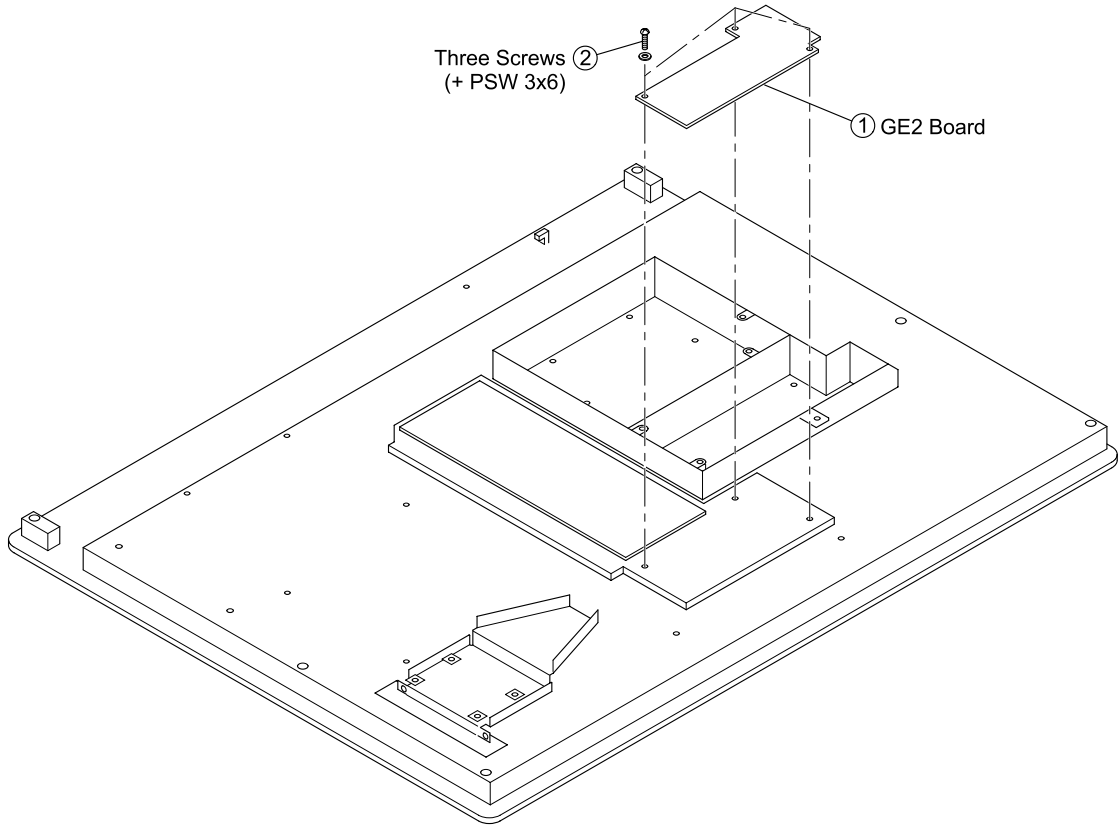
2-7. BE BOARD REMOVAL



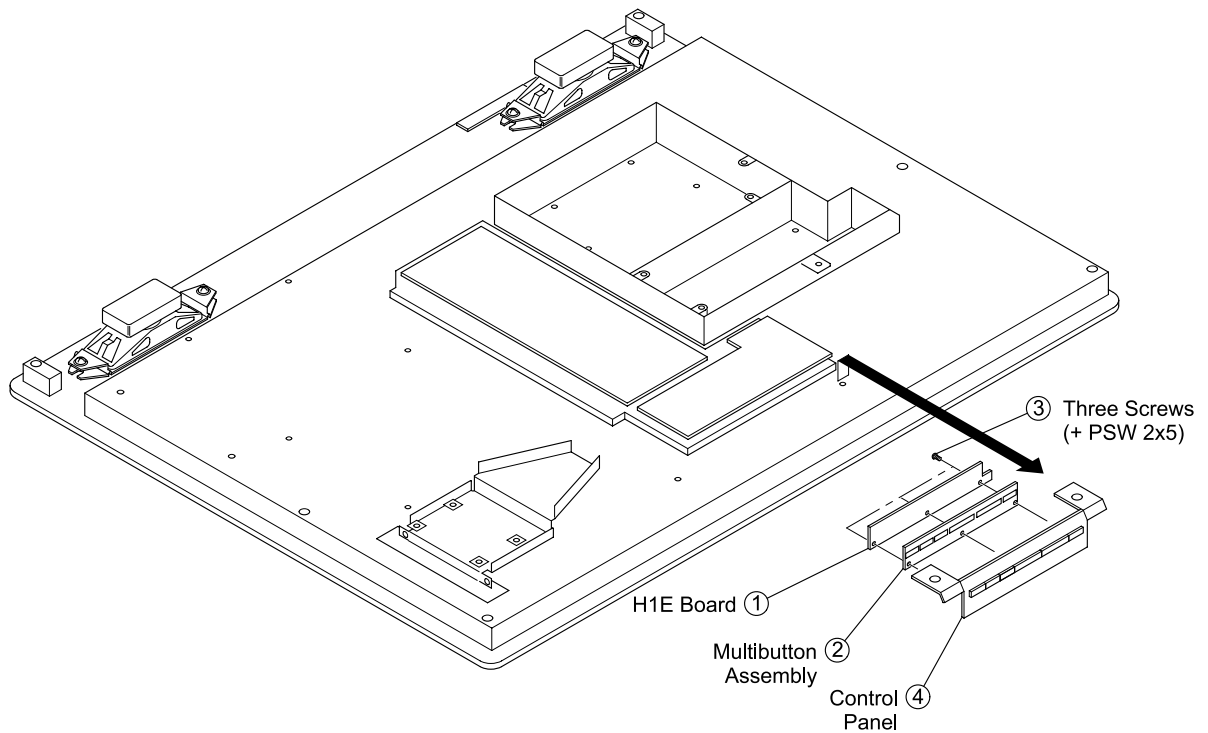
2-8. G2 BOARD REMOVAL



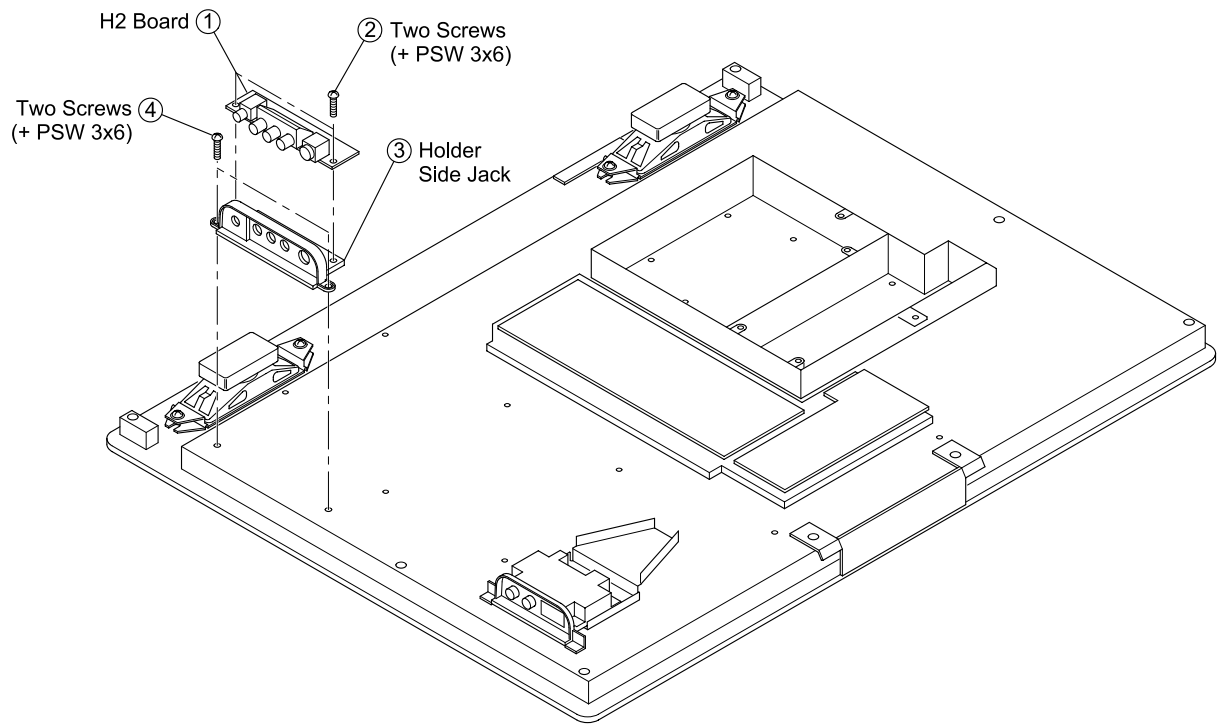
2-9. GE2 BOARD REMOVAL



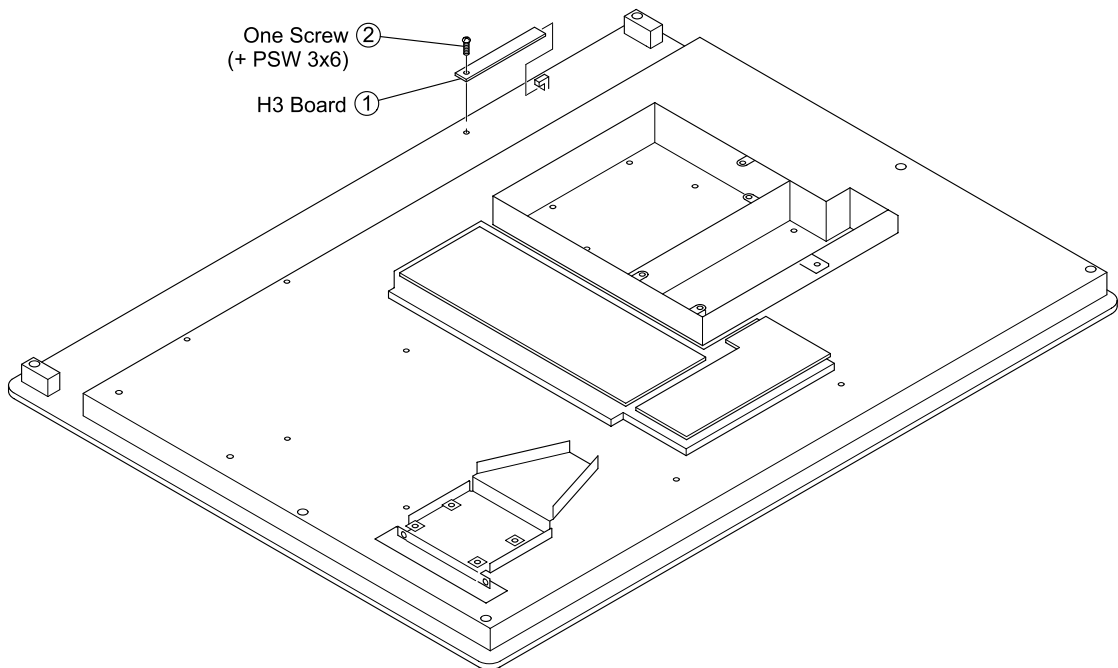
2-10. H1E BOARD REMOVAL



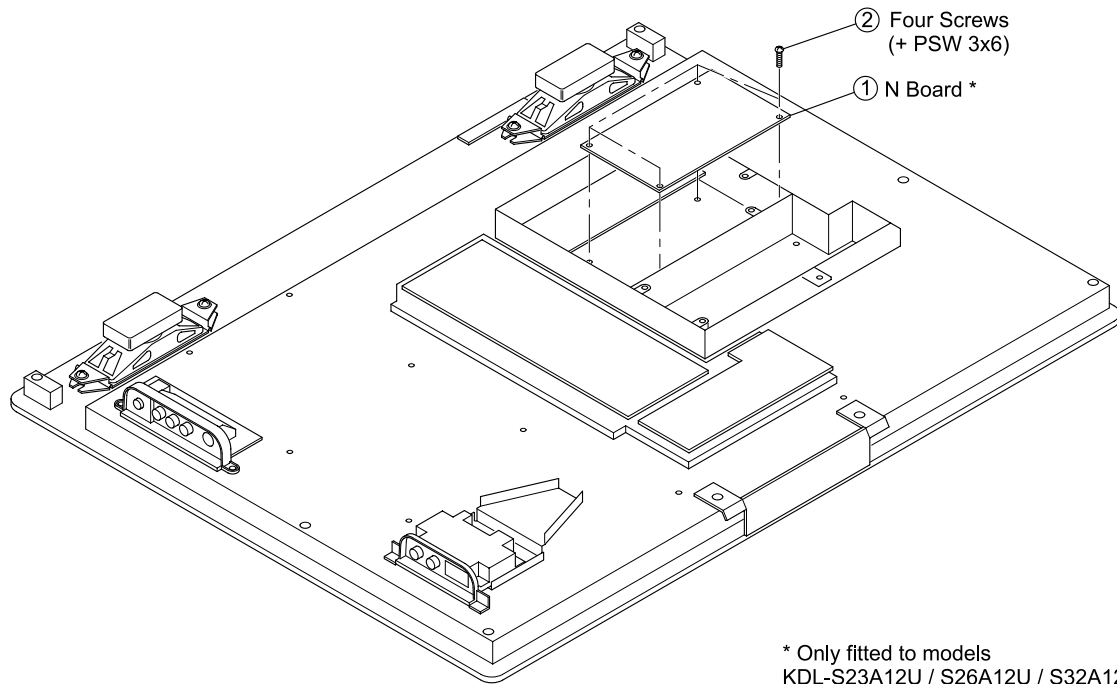
2-11. H2 BOARD REMOVAL



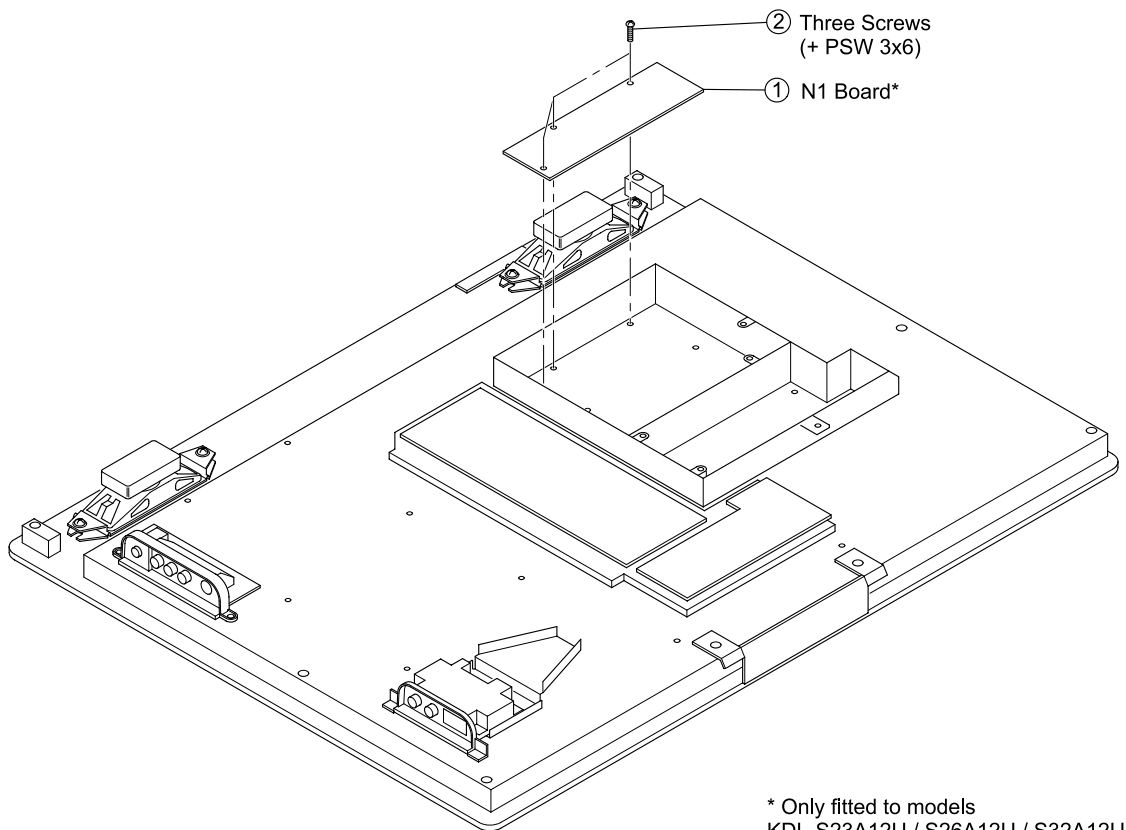
2-12. H3 BOARD REMOVAL



2-13. N BOARD REMOVAL



2-14. N1 BOARD REMOVAL



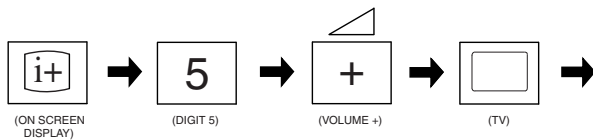
SECTION 3 SET-UP ADJUSTMENTS

3-1. Signal Adjustment

Service adjustments to this model can be performed using the supplied remote Commander RM-EA002 or RM-ED002.

How to enter into the Service Mode

1. Turn on the power to the TV set and enter into the stand-by mode.
2. Press the following sequence of buttons on the Remote Commander.



'TT—' will appear in the upper right corner of the screen.
Other status information will also be displayed.

3. Press 'MENU' on the remote commander to obtain the following menu on the screen.

Trident SVP EX
Chroma Decoder
Backlight
Sound
IF Adjust
AV Switch
Service Menu
Error menu
WAX v0.11
Factory data: FFh FFh
Serial Number: 4294967295
Working Time: 83:43

4. Move to the corresponding adjustment item using the up or down arrow buttons on the Remote Commander.
5. Press the right arrow button to enter into the required menu item.
6. Press the 'Menu' button on the Remote Commander to quit the Service Mode when all adjustments have been completed.

Note :

- After carrying out the service adjustments, to prevent the customer accessing the 'Service Menu' switch the TV set OFF and then ON.

3-1-1. PAL auto adjustment (CVBS)

1. Select AV1 and input PAL signal. (PAL CVBS: CB 75%Y/75%C from signal generator).
2. Set the TV in Service Mode (See above) and send "TT51" command.

3-1-2. PAL auto adjustment (RGB)

1. Select AV1 and input RGB signal. (PAL RGB: CB 100%Y/100%C from signal generator).
2. Set the TV in Service Mode (See above) and send "TT52" command.

3-1-3. SECAM auto adjustment (CVBS)

1. Select AV1 and input SECAM signal. (SECAM CVBS: CB 75%Y/75%C from signal generator).
2. Set the TV in Service Mode (See above) and send "TT53" command.

Note :

- While Auto adjustment is in process the RED LED is ON, till it finishes.

3-2. White Balance Adjustment

3-2-1. White Balance adjustment (H/L)

1. Select AV0.
2. Change the TV to Custom Mode and set the following registers by sending "TT54".

COLORTONE	NEUTRAL
U_PIC_OFFSET	240
U_BRT_OFFSET	252
U_COLOR_OFFSET	128
COLOR_EMH	0
CONTRAST	MAX
BRIGHTNESS	50
COLOR	0
HUE	0
SHARPNESS	0
BACKLIGHT	MAX
AUTO NR	OFF
BLACK_ST TABLE	0
LIGHT SENSOR	OFF
POWER SAVING	STANDARD

3. Input PAL CVBS 60 IRE Full Field Signal to AV1.
4. Adjust Highlight registers:

NORMAL_PAL_RD (R Drive)

NORMAL_PAL_BD (B Drive)

High light adjustment value (9300K-0MPCD)

	19"	23"	26"	32"	range
x	0.2848	0.2848	0.2848	0.2834	0.8JND
y	0.2932	0.2932	0.2932	0.2906	
Y	-	-	-	-	N/A

3-2-2. White Balance adjustment (C/O)

1. Select AV0.
2. Change the TV to Custom Mode and set the following registers by sending "TT54".

COLORTONE	NEUTRAL
U_PIC_OFFSET	240
U_BRT_OFFSET	252
U_COLOR_OFFSET	128
COLOR_EMH	0
CONTRAST	MAX
BRIGHTNESS	50
COLOR	0
HUE	0
SHARPNESS	0
BACKLIGHT	MAX
AUTO NR	OFF
BLACK_ST TABLE	0
LIGHT SENSOR	OFF
POWER SAVING	STANDARD

3. Input PAL CVBS 20 IRE Full Field Signal to AV1.
4. Adjust CutOff registers:

NORMAL_PAL_RC (R cutoff)

NORMAL_PAL_BC (B cutoff)

Low light (Cut Off) adjustment value (9300K-0MPCD)

	19"	23"	26"	32"	range
x	0.2848	0.2848	0.2848	0.2690	0.8JND
y	0.2932	0.2932	0.2932	0.2854	
Y	-	-	-	-	N/A

3-2-3. SECAM White Balance adjustment (H/L)

1. Select AV0.
2. Change the TV to Custom Mode and set the following registers by sending "TT54".

COLORTONE	NEUTRAL
U_PIC_OFFSET	240
U_BRT_OFFSET	252
U_COLOR_OFFSET	128
COLOR_EMH	0
CONTRAST	MAX
BRIGHTNESS	50
COLOR	0
HUE	0
SHARPNESS	0
BACKLIGHT	MAX
AUTO NR	OFF
BLACK_ST TABLE	0
LIGHT SENSOR	OFF
POWER SAVING	STANDARD

3. Input SECAM CVBS 60 IRE Full Field Signal to AV1.
4. Adjust Drive registers:

SECAM_OFFSET_RD (R Drive)

SECAM_OFFSET_BD (B Drive)

High light adjustment value (9300K-0MPCD)

	19"	23"	26"	32"	range
x	0.2848	0.2848	0.2848	0.2834	0.8JND
y	0.2932	0.2932	0.2932	0.2906	
Y	-	-	-	-	N/A

3-2-4. SECAM White Balance adjustment (C/O)

1. Select AV0.
2. Change the TV to Custom Mode and set the following registers by sending "TT54".

COLORTONE	NEUTRAL
U_PIC_OFFSET	240
U_BRT_OFFSET	252
U_COLOR_OFFSET	128
COLOR_EMH	0
CONTRAST	MAX
BRIGHTNESS	50
COLOR	0
HUE	0
SHARPNESS	0
BACKLIGHT	MAX
AUTO NR	OFF
BLACK_ST TABLE	0
LIGHT SENSOR	OFF
POWER SAVING	STANDARD

3. Input SECAM CVBS 20 IRE Full Field Signal to AV1.
4. Adjust CutOff registers:

SECAM_OFFSET_RC (R cutoff)

SECAM_OFFSET_BC (B cutoff)

Low light (Cut Off) adjustment value (9300K-0MPCD)

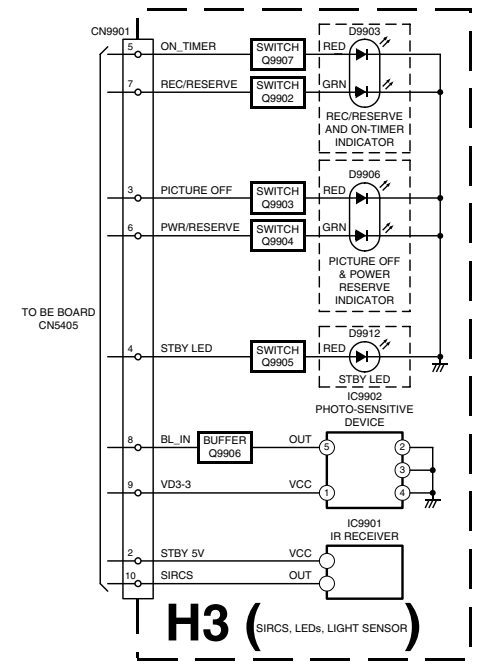
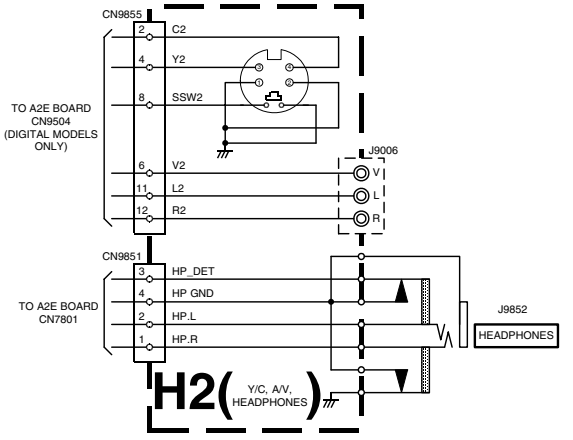
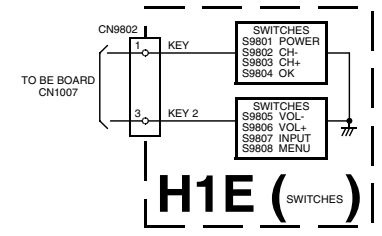
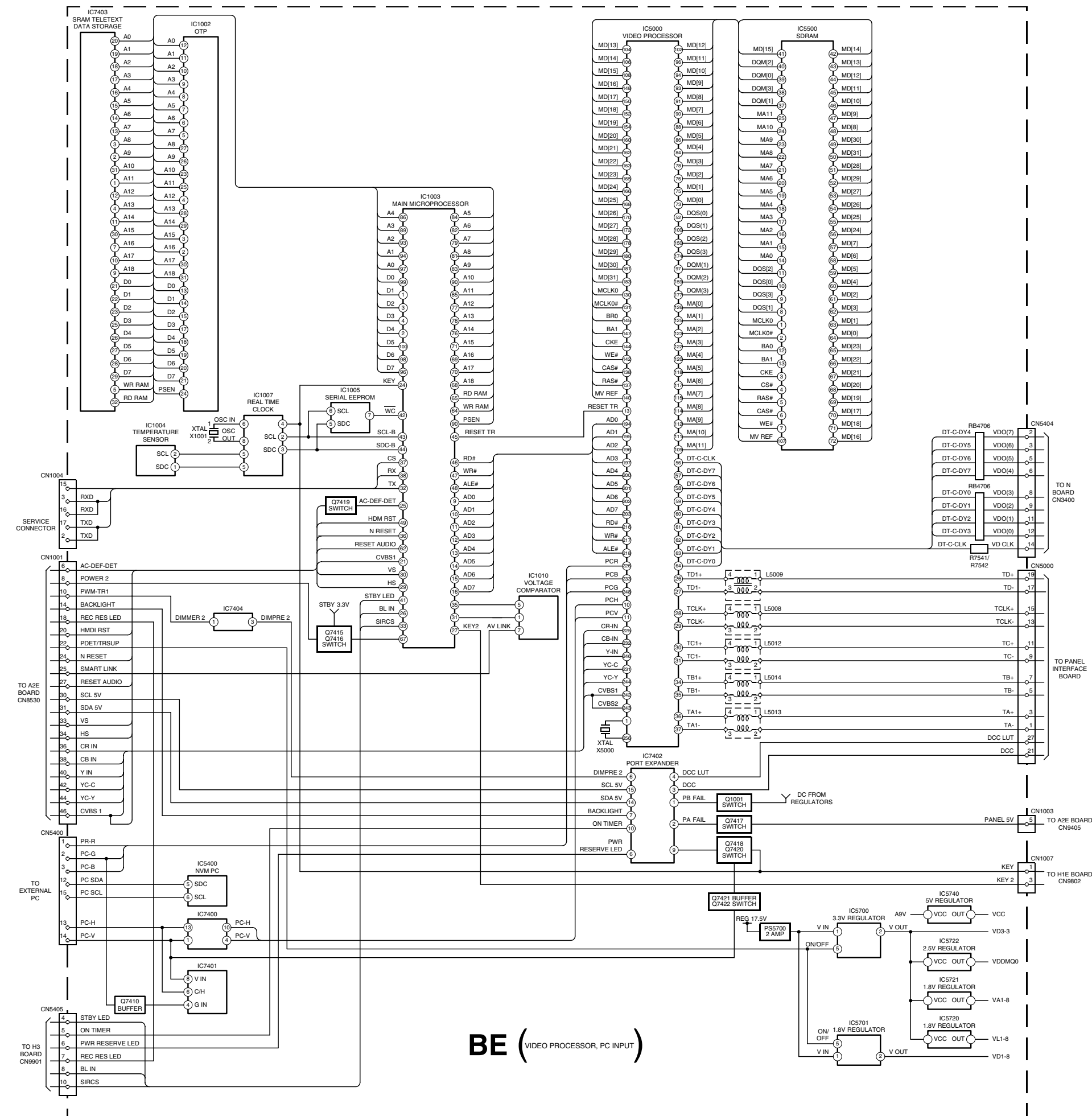
	19"	23"	26"	32"	range
x	0.2848	0.2848	0.2848	0.2690	0.8JND
y	0.2932	0.2932	0.2932	0.2854	
Y	-	-	-	-	N/A

3-3. TEST TEST MODE

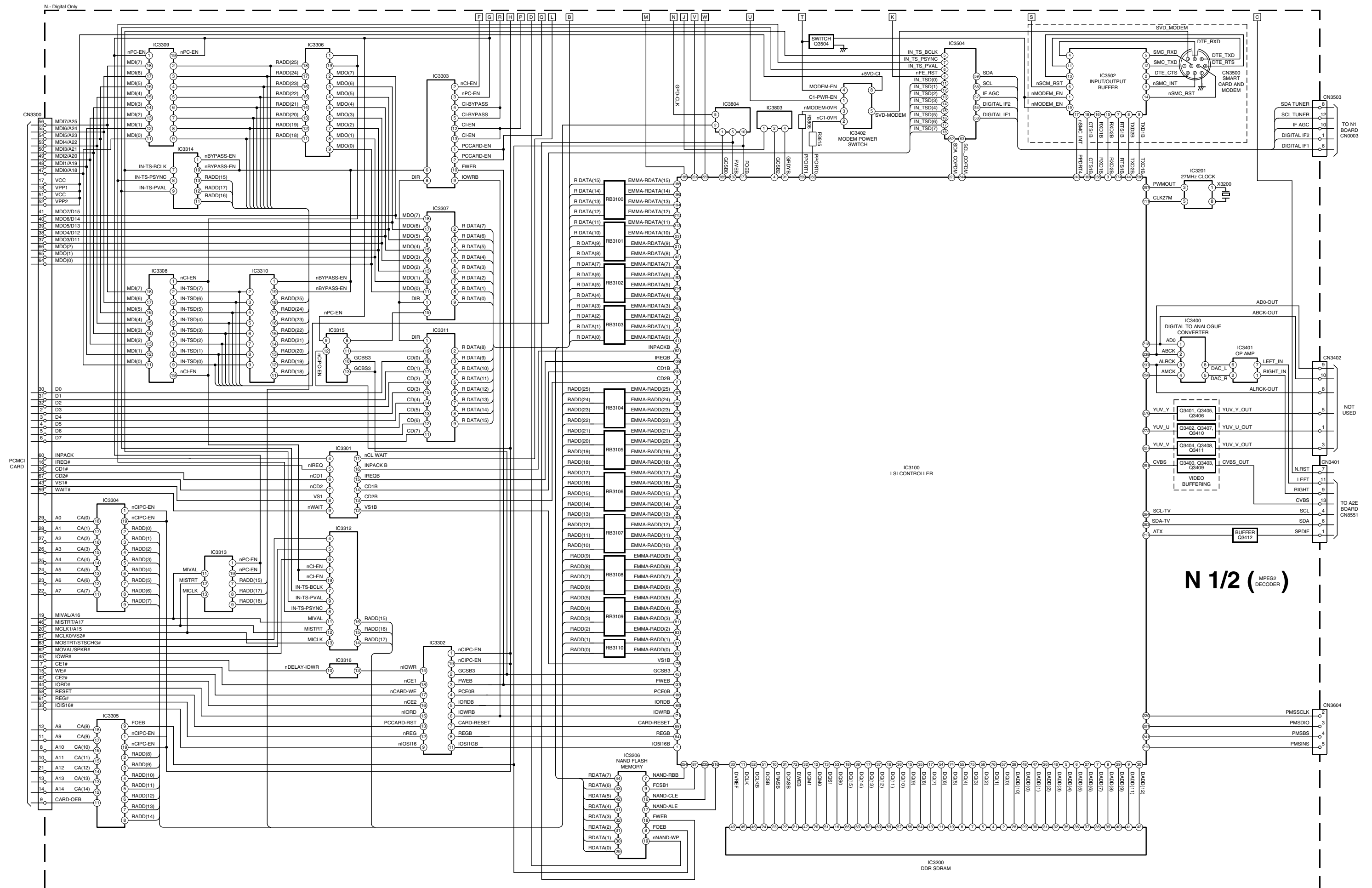
Test Test Mode is available in Service Mode, OSD 'TT' appears. The functions described below are available by selecting the two numbers. To release 'Test Test mode', press 00 or switch the TV set into Stand-by mode.

00	'TT' mode off
01	Picture maximum
02	Picture minimum
03	Set Volume to 35%
04	Set Volume to 50%
05	Set Volume to 65%
06	Set Volume to 80%
07	Ageing mode
08	Shipping Condition
16	Picture level 50%
19	Factory Mode toggle (on/off)
24	U Destination
25	AEP Destination
27	CBA mode toggle (ON/OFF)
31	ECS mode toggle (ON/OFF)
32	Set BCN channels preset
33	FILMODE toggle (ON/OFF)
34	Set INY channels preset
41	Re-initialise NVM
43	Select Dual Sound A
44	Select Dual Sound B
45	Select Dual Sound Mono
46	Select Dual Sound Stereo
48	Set NVM as non-virgin
49	Set NVM as virgin
51	PAL Auto adjustment
52	RGB Auto adjustment
53	SECAM Auto adjustment
54	WB Init conditions
55	Watchdog toggle
56	Reset all channel attenuations
62	Toggle Digital mode flag
63	AM from baseband (AFRIC)
64	set 40" settings
67	MSP Auto Carrier Mute function enable/disable
71	Set 19" settings
72	Set 23" settings
73	Set 26" settings
74	Set 32" settings
75	Balance to center position
76	Volume maximum
77	Volume minimum
78	Balance full left
79	Balance full right
81	Digital BER display
82	Digital Service menu
83	Digital colour bar output from DENC
84	TS CI path through
85	Digital tuner power down
86	Switch between two digital SW banks
87	Local keys test
88	Digital shipping conditions
89	LED test
93	I2S / analogue audio used for Digital sound
96	Digital Debug output: Enable / Disable
97	Digital 656 output Enable / Disable
98	Digital Auto Reset function Enable / Disable
99	Display Error and Working Time menu

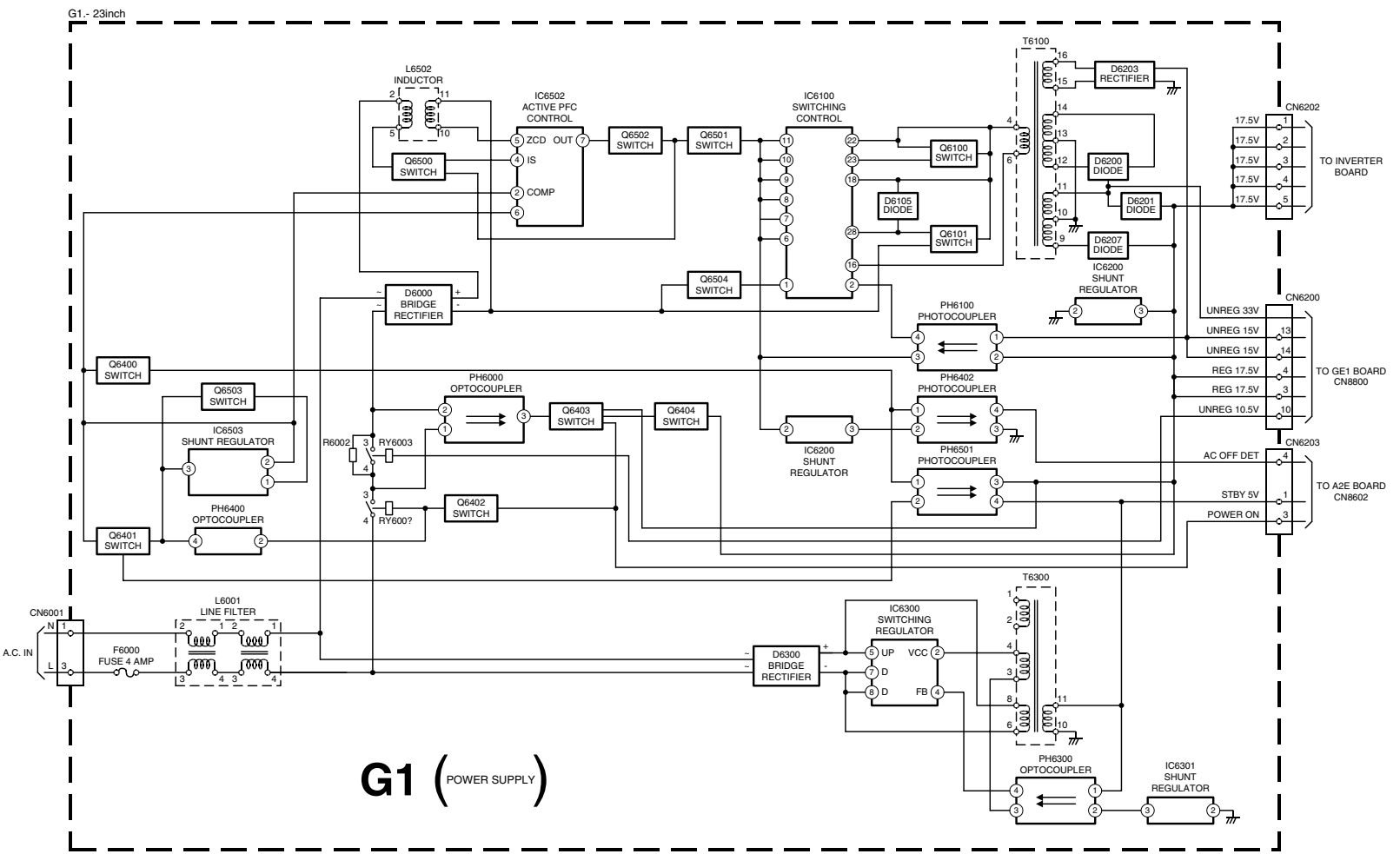
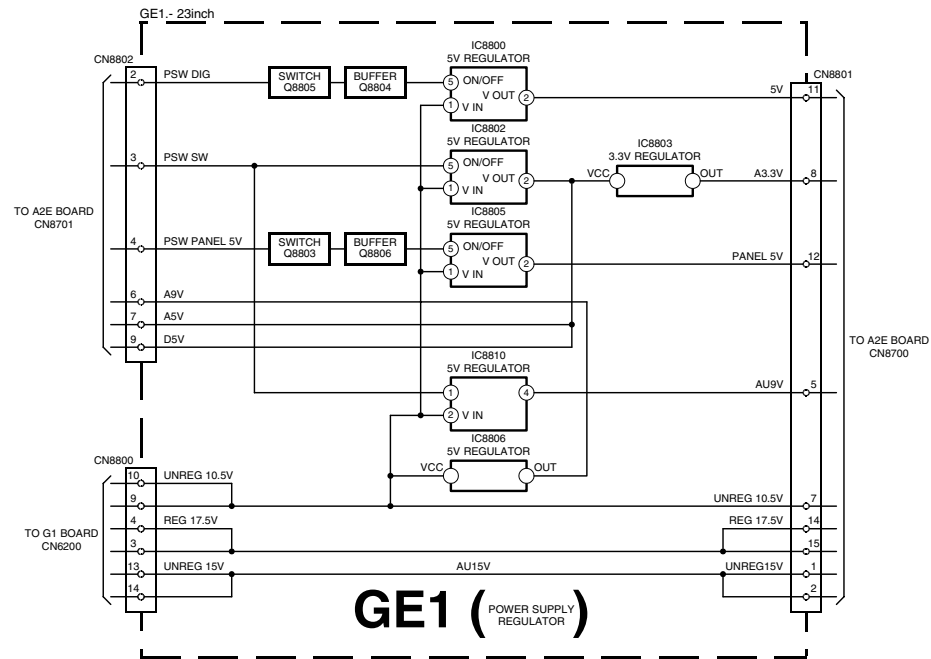
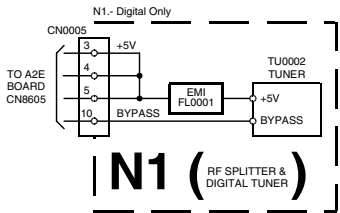
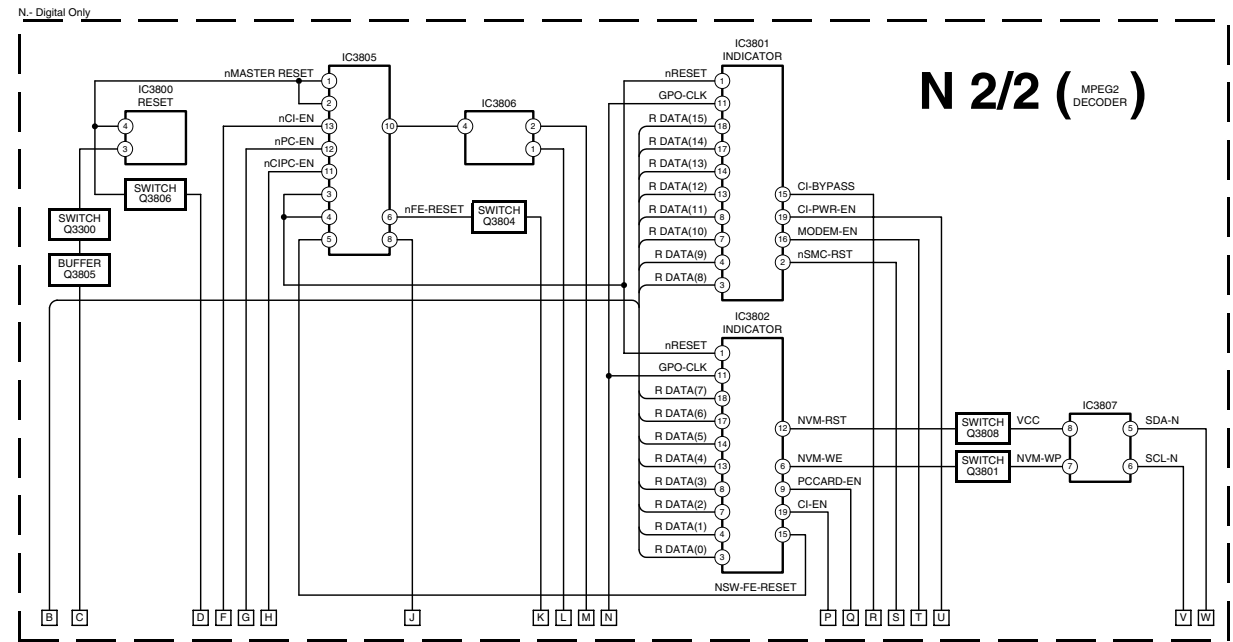
4-1. BLOCK DIAGRAMS (1)



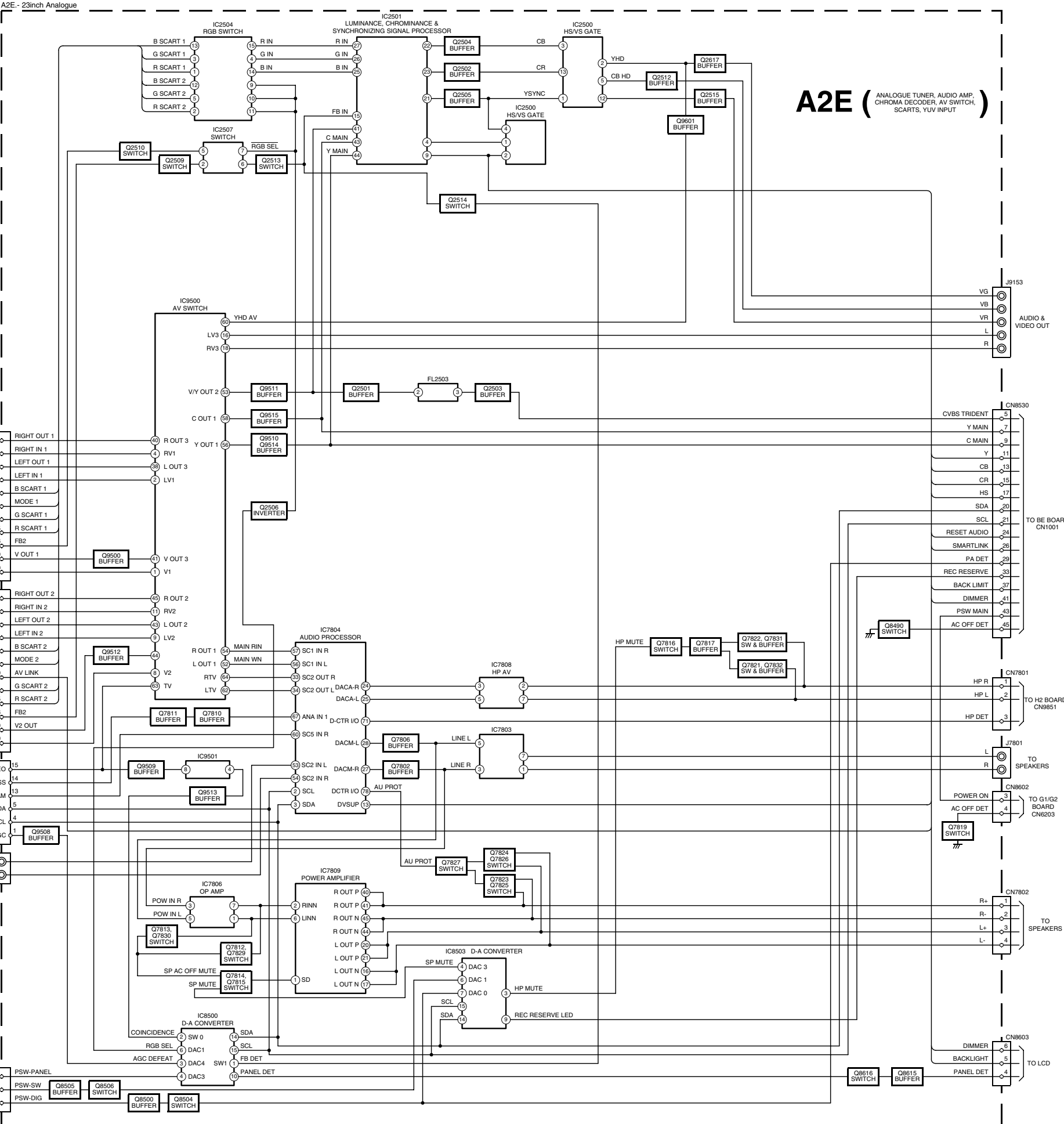
4-1. BLOCK DIAGRAMS (2)



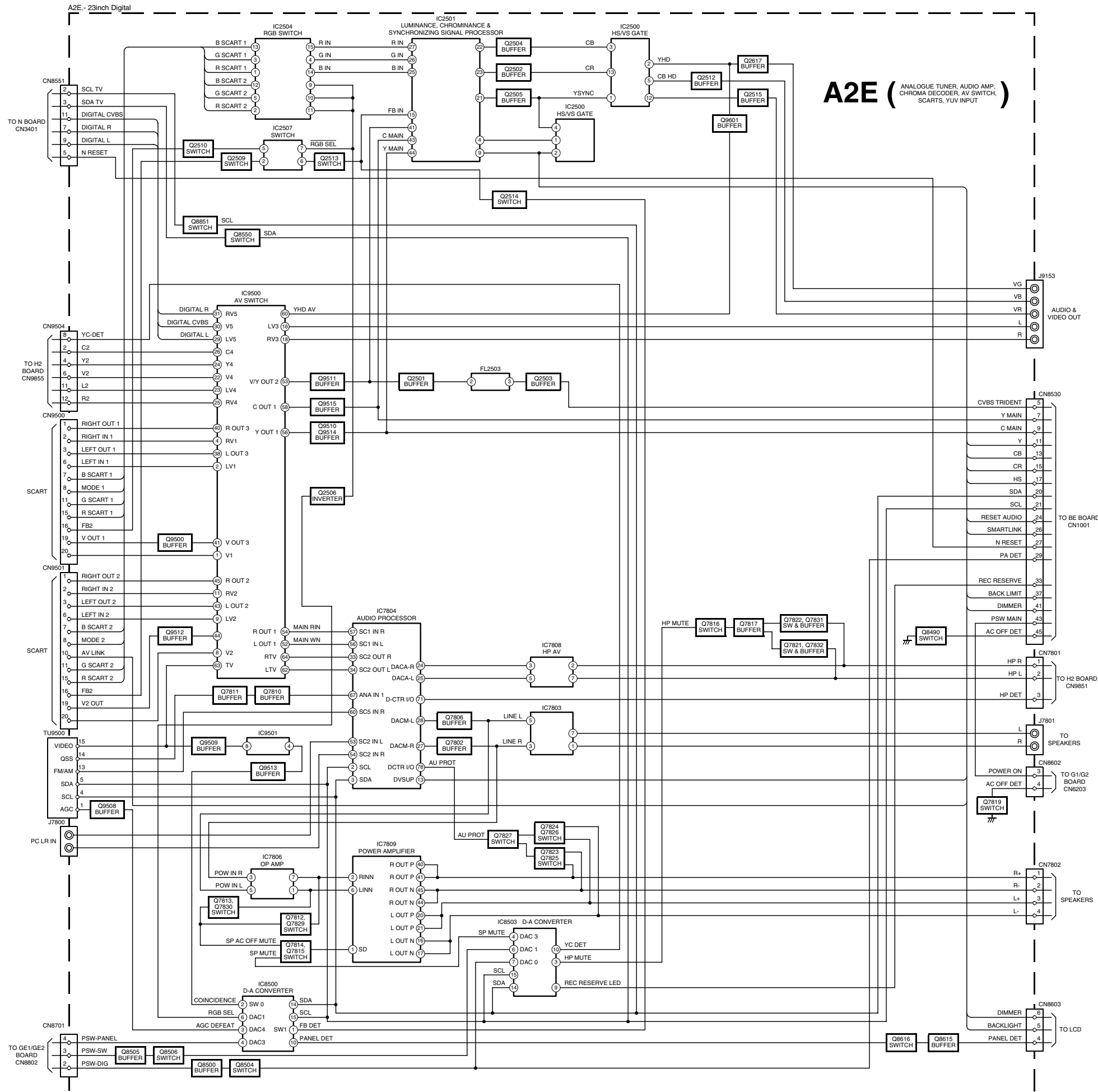
4-1. BLOCK DIAGRAMS (3)



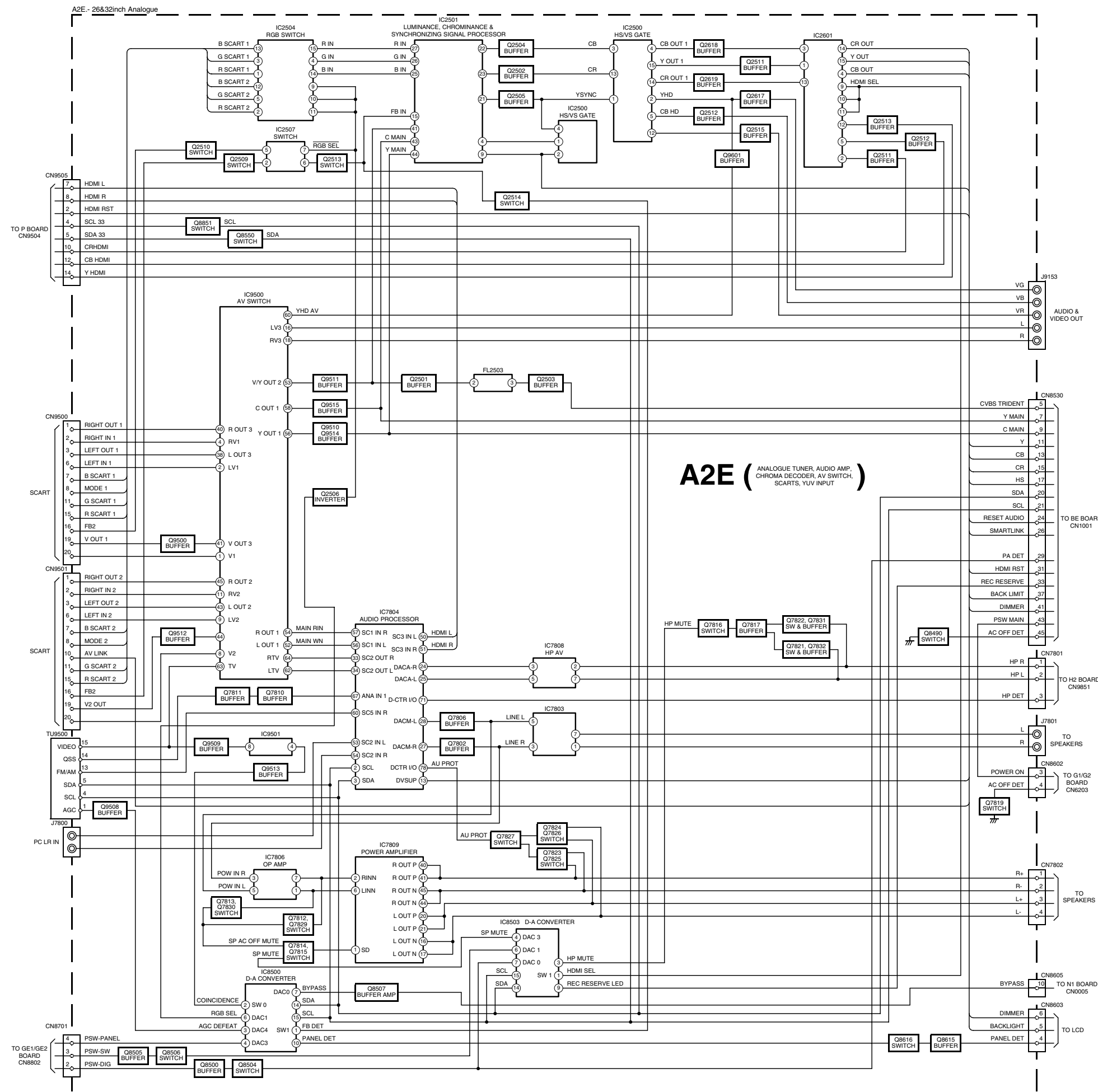
4-1. BLOCK DIAGRAMS (4)



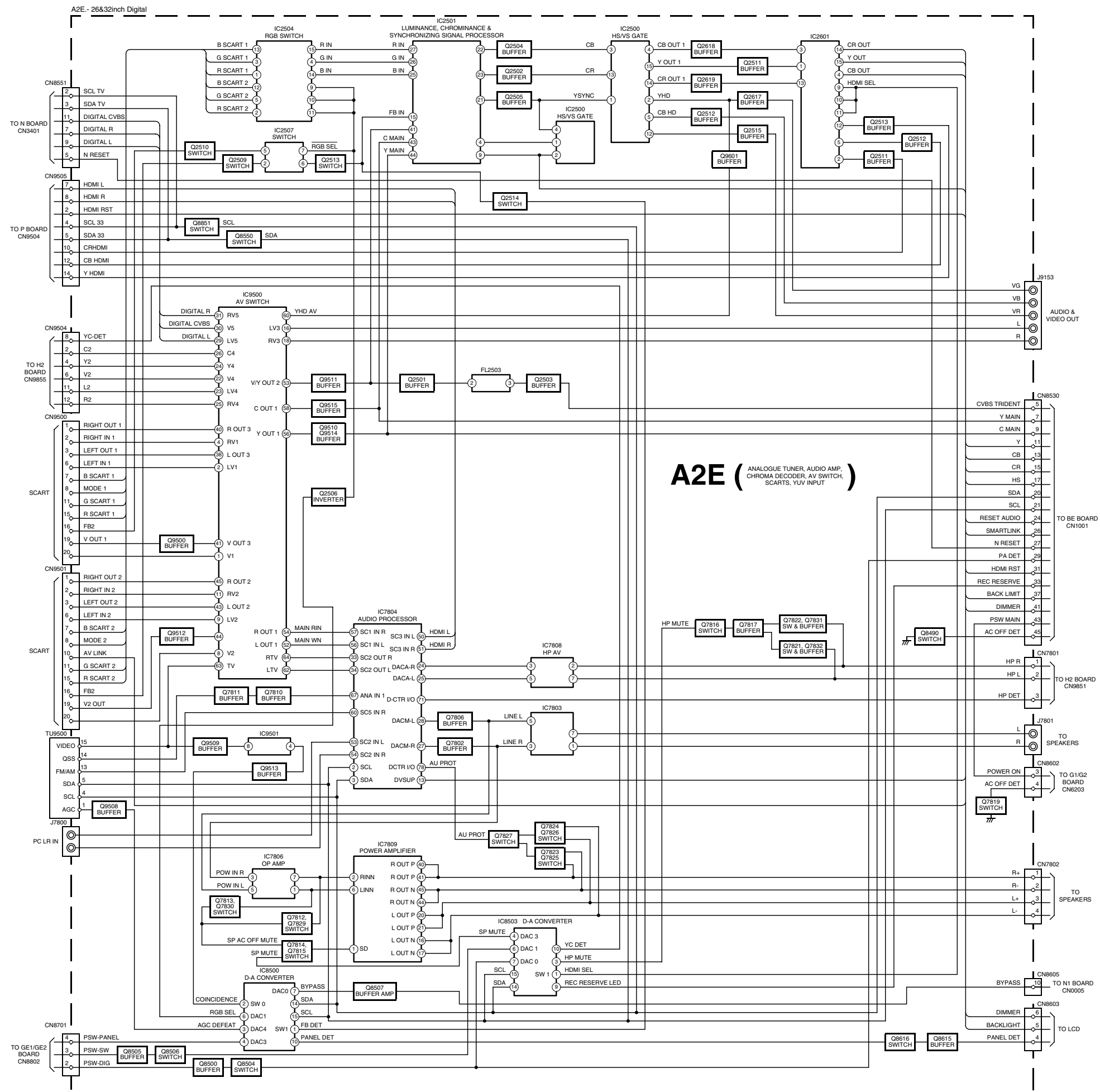
4-1. BLOCK DIAGRAMS (5)



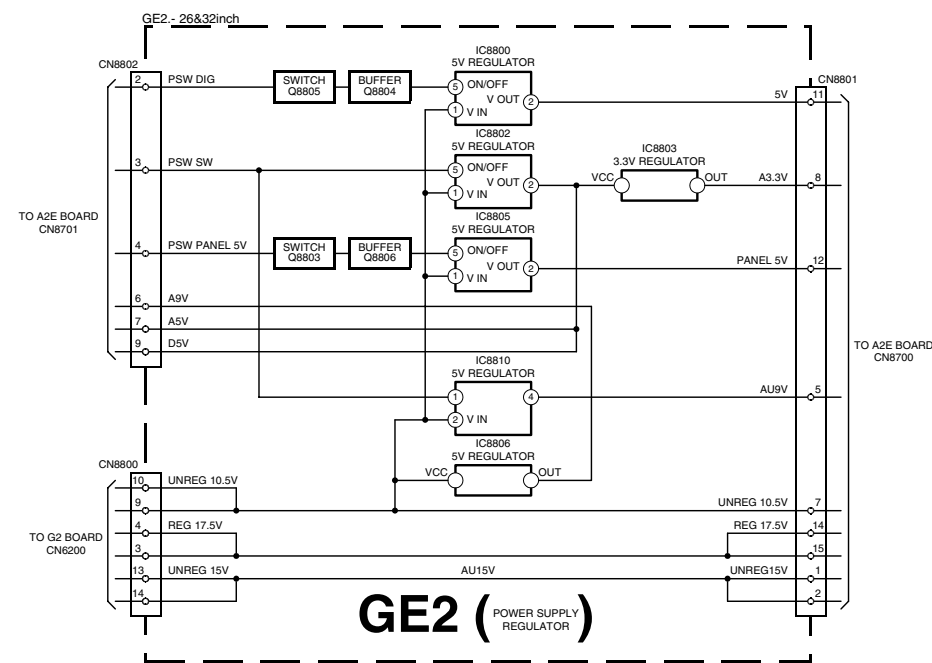
4-1. BLOCK DIAGRAMS (6)



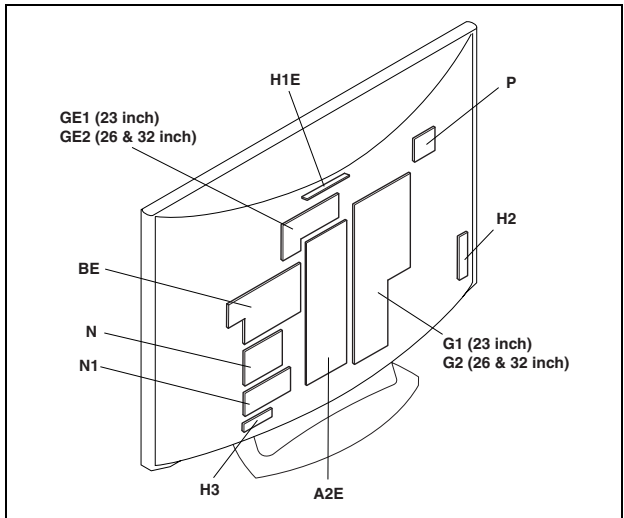
4-1. BLOCK DIAGRAMS (7)



4-1. BLOCK DIAGRAMS (8)



4-2. CIRCUIT BOARD LOCATION



4-3. SCHEMATIC DIAGRAMS AND PRINTED WIRING BOARDS

- Note :**
- All capacitors are in μF unless otherwise noted.
 - pF : μF 50WV or less are not indicated except for electrolytic types.
 - Indication of resistance, which does not have one for rating electrical power, is as follows.

Pitch : 5mm
Electrical power rating : 1/4W

- Chip resistors are 1/10W
- All resistors are in ohms.
k = 1000 ohms, M = 1000,000 ohms

- : nonflammable resistor.
- : fusible resistor.
- : internal component.
- : panel designation or adjustment for repair.

- All variable and adjustable resistors have characteristic curve B, unless otherwise noted.
- All voltages are in Volts.
- Readings are taken with a 10Mohm digital mutimeter.
- Readings are taken with a color bar input signal.
- Voltage variations may be noted due to normal production tolerences.

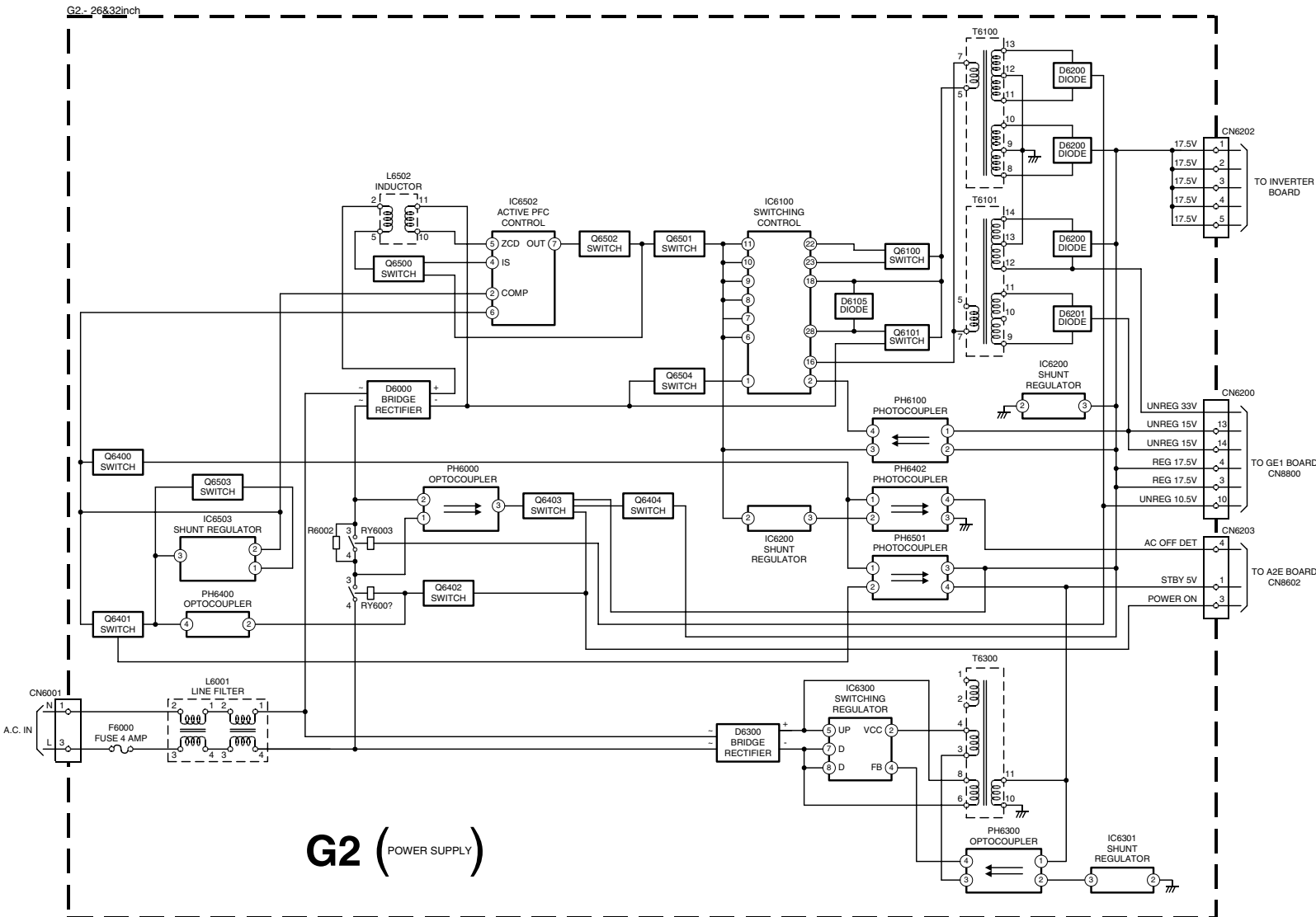
- : B + bus.
- : B - bus.
- : RF signal path.
- : earth - ground.
- : earth - chassis.

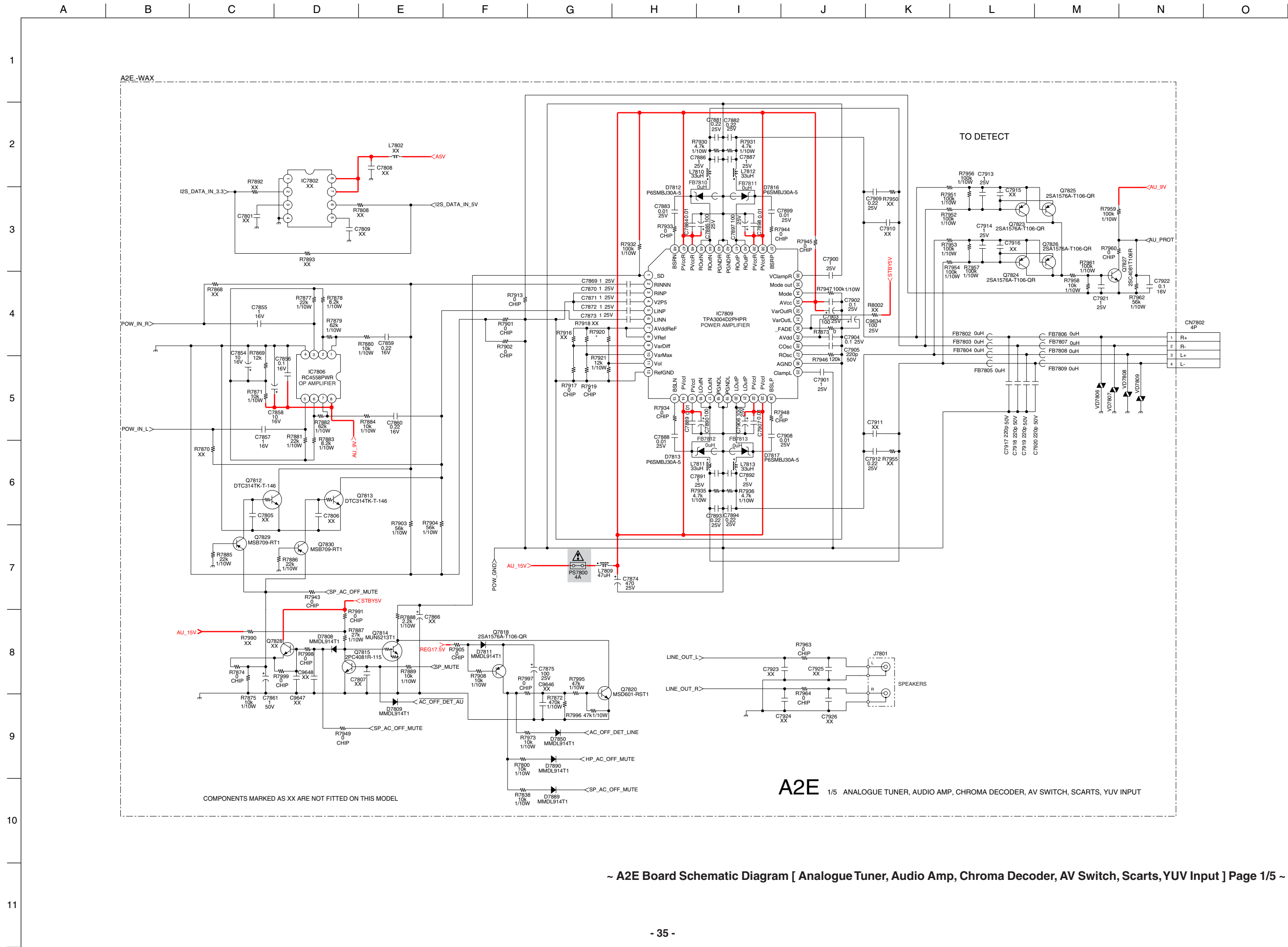
Reference Information

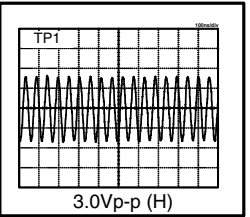
RESISTOR	RN	: METAL FILM
	RC	: SOLID
	FPRD	: NON FLAMMABLE CARBON
	FUSE	: NON FLAMMABLE FUSIBLE
	RS	: NON FLAMMABLE METAL OXIDE
	RB	: NON FLAMMABLE CEMENT
	RW	: NON FLAMMABLE WIREWOUND
		: ADJUSTMENT RESISTOR
COIL	LF-8L	: MICRO INDUCTOR
CAPACITOR	TA	: TANTALUM
	PS	: STYROL
	PP	: POLYPROPYLENE
	PT	: MYLAR
	MPS	: METALIZED POLYESTER
	MPP	: METALIZED POLYPROPYLENE
	ALB	: BIPOLAR
	ALT	: HIGH TEMPERATURE
	ALR	: HIGH RIPPLE

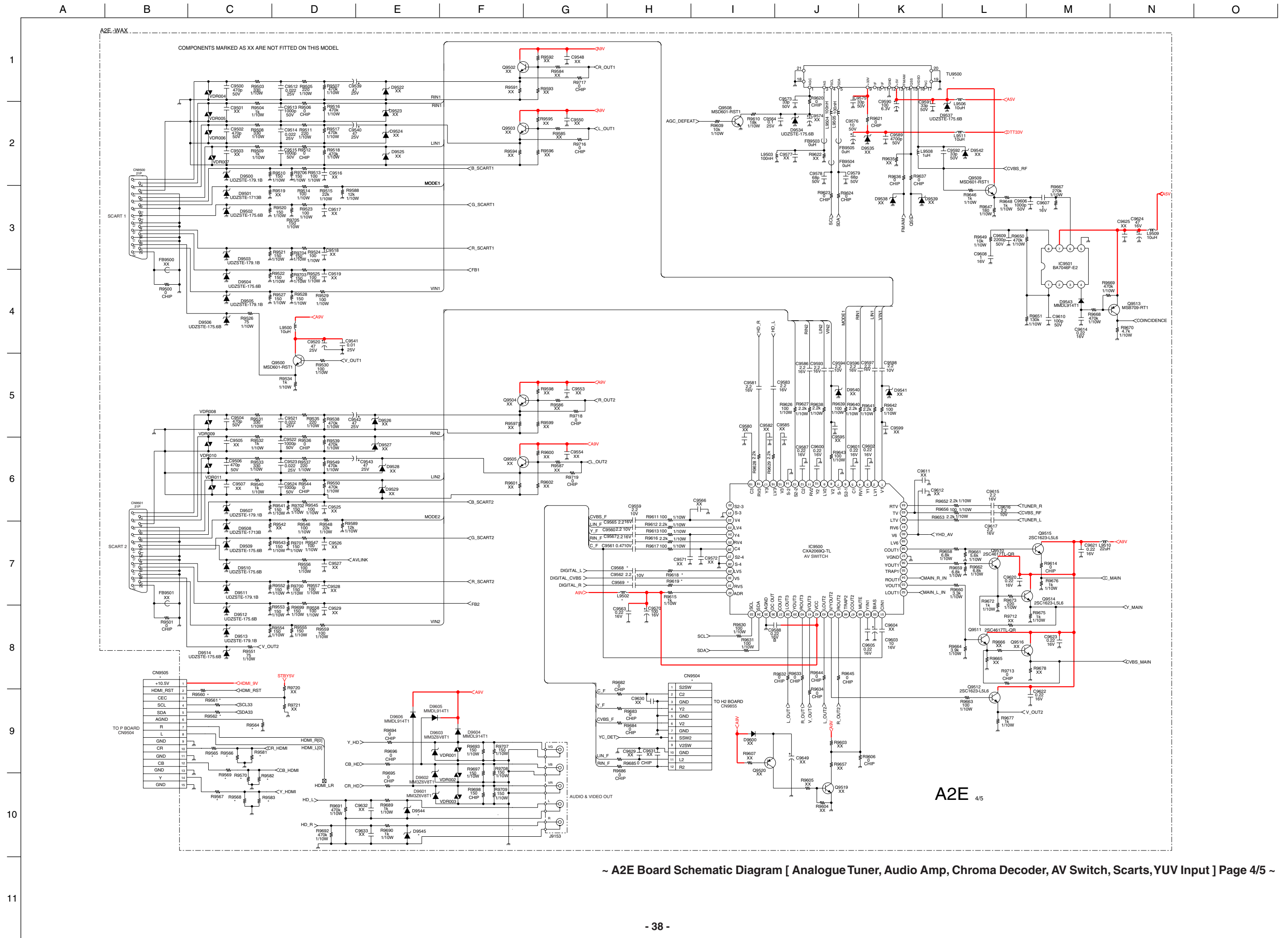
Note : The components identified by shading and marked Δ are critical for safety. Replace only with the part numbers specified in the parts list.


Note : Les composants identifiés par une trame et par une marque Δ sont d'une importance critique pour la sécurité. Ne les remplacer que par des pièces de numéro spécifié.













~ A2E Board Semiconductor Location Table Side A ~

~ A2E Board IC Voltage Table Side A ~

- 40 -



DIODE		D7808	D - 4	D8615	B - 1	IC2502	F - 3	IC8503	B - 3	Q2509	D - 3	Q2617	H - 3	Q7814	D - 4	Q7831	D - 5	Q9504	I - 3		
D2501	D - 3	D7809	D - 4	D8617	A - 1	IC2504	F - 3	IC9501	E - 3	Q2510	E - 3	Q2618	D - 2	Q7815	D - 4	Q7832	D - 5	Q9505	J - 3		
D2502	D - 4	D7812	C - 5	D9500	K - 2	IC2506	E - 2	IC9510	A - 5	Q2511	C - 3	Q7800	H - 5	Q7820	D - 4	Q7850	I - 5	Q9508	B - 3		
D2503	D - 3	D7813	C - 5	D9522	K - 2	IC2507	E - 3	TRANSISTOR		Q2512	D - 2	Q7801	G - 4	Q7821	D - 5	Q8490	D - 2	Q9509	F - 3		
D6015	F - 4	D7818	D - 5	D9524	K - 2	IC2601	D - 2	Q2501		H - 3	Q2513	D - 3	Q7803	H - 4	Q7822	D - 5	Q8500	B - 3	Q9510	I - 2	
D6018	E - 4	D7819	D - 6	D9526	L - 3	IC7802	F - 4	Q2502		F - 2	Q2514	D - 4	Q7805	I - 5	Q7823	B - 4	Q8504	A - 3	Q9511	H - 2	
D6019	E - 5	D7850	D - 5	D9535	C - 2	IC7805	F - 5	Q2503		G - 3	Q2515	D - 2	Q7808	G - 5	Q7824	C - 4	Q8505	A - 3	Q9512	H - 3	
D7802	I - 5	D7855	D - 5	D9542	F - 2	IC7806	D - 4	Q2504		F - 2	Q2601	D - 3	Q7809	I - 5	Q7825	B - 4	Q8506	B - 3	Q9513	E - 2	
D7803	G - 4	D7861	I - 5	D9543	E - 3	IC7808	D - 5	Q2505		F - 3	Q2611	D - 4	Q7810	G - 4	Q7826	B - 4	Q8507	C - 3	Q9514	H - 2	
D7804	I - 5	D7862	D - 6	IC		IC8401	E - 4	Q2506		E - 3	Q2612	D - 2	Q7811	G - 5	Q7827	C - 4	Q8550	H - 4	Q9515	H - 2	
D7807	H - 4	D7864	D - 5	IC2500		G - 3	IC8500	C - 3	Q2508		D - 2	Q2613	C - 3	Q7812	C - 4	Q7828	D - 5	Q8601	B - 2	Q9601	H - 3

	A	B	C	D	E	F	G	H	I	J	K	L	M	N	O
1															
	~ A2E Board Difference Table ~														
2															
3															
4															
5															
6															
7															
8															
9															
10															
11															

REF	KLV-S23A10E	KDL-S23A12U	KLV-S26A10E	KDL-S26A12U	KLV-S32A10E	KDL-S32A12U
R6045	Not Fitted	0	Not Fitted	0	Not Fitted	0
R6054	Not Fitted	Not Fitted	0	0	0	0
R7920	12K 0.5% 1/10W	12K 0.5% 1/10W	11K 0.5% 1/10W	11K 0.5% 1/10W	11K 0.5% 1/10W	11K 0.5% 1/10W
R7993	Not Fitted	Not Fitted	0	0	0	0
R7994	Not Fitted	Not Fitted	0	0	0	0
R8550	Not Fitted	4.7K 5% 1/10W	4.7K 5% 1/10W	4.7K 5% 1/10W	4.7K 5% 1/10W	4.7K 5% 1/10W
R8551	Not Fitted	2.2K 5% 1/10W	2.2K 5% 1/10W	2.2K 5% 1/10W	2.2K 5% 1/10W	2.2K 5% 1/10W
R8552	Not Fitted	10K 5% 1/10W	10K 5% 1/10W	10K 5% 1/10W	10K 5% 1/10W	10K 5% 1/10W
R8553	Not Fitted	0	0	0	0	0
R8555	Not Fitted	2.2K 5% 1/10W	2.2K 5% 1/10W	2.2K 5% 1/10W	2.2K 5% 1/10W	2.2K 5% 1/10W
R8556	Not Fitted	4.7K 5% 1/10W	4.7K 5% 1/10W	4.7K 5% 1/10W	4.7K 5% 1/10W	4.7K 5% 1/10W
R8557	Not Fitted	10K 5% 1/10W	10K 5% 1/10W	10K 5% 1/10W	10K 5% 1/10W	10K 5% 1/10W
R8558	Not Fitted	0	0	0	0	0
R8560	Not Fitted	0	Not Fitted	0	Not Fitted	0
R8561	Not Fitted	0	Not Fitted	0	Not Fitted	0
R8562	Not Fitted	0	Not Fitted	0	Not Fitted	0
R8563	Not Fitted	0	Not Fitted	0	Not Fitted	0
R9560	Not Fitted	Not Fitted	0	0	0	0
R9561	Not Fitted	Not Fitted	0	0	0	0
R9562	Not Fitted	Not Fitted	0	0	0	0
R9564	Not Fitted	Not Fitted	0	0	0	0
R9565	Not Fitted	Not Fitted	0	0	0	0
R9566	Not Fitted	Not Fitted	150 5% 1/10W	150 5% 1/10W	150 5% 1/10W	150 5% 1/10W
R9567	Not Fitted	Not Fitted	0	0	0	0
R9568	Not Fitted	Not Fitted	150 5% 1/10W	150 5% 1/10W	150 5% 1/10W	150 5% 1/10W
R9569	Not Fitted	Not Fitted	0	0	0	0
R9570	Not Fitted	Not Fitted	150 5% 1/10W	150 5% 1/10W	150 5% 1/10W	150 5% 1/10W
R9573	Not Fitted	Not Fitted	10K 0.5% 1/10W	10K 0.5% 1/10W	10K 0.5% 1/10W	10K 0.5% 1/10W
R9574	Not Fitted	Not Fitted	3.3K 0.5% 1/10W	3.3K 0.5% 1/10W	3.3K 0.5% 1/10W	3.3K 0.5% 1/10W
R9581	Not Fitted	Not Fitted	150 5% 1/10W	150 5% 1/10W	150 5% 1/10W	150 5% 1/10W
R9582	Not Fitted	Not Fitted	150 5% 1/10W	150 5% 1/10W	150 5% 1/10W	150 5% 1/10W
R9583	Not Fitted	Not Fitted	150 5% 1/10W	150 5% 1/10W	150 5% 1/10W	150 5% 1/10W
R9619	Not Fitted	Not Fitted	2.2K 5% 1/10W	2.2K 5% 1/10W	2.2K 5% 1/10W	2.2K 5% 1/10W
R9714	Not Fitted	0	0	0	0	0
R9715	Not Fitted	0	0	0	0	0
TU9500	FSS BTF-EF412Z	FSS BTF-EU612Z	FSS BTF-EF412Z	FSS BTF-EU612Z	FSS BTF-EF412Z	FSS BTF-EU612Z
VDR012	Varistor	Varistor	Not Fitted	Not Fitted	Not Fitted	Not Fitted
VDR013	Varistor	Varistor	Not Fitted	Not Fitted	Not Fitted	Not Fitted



~ BE Board Schematic Diagram [Video Processor, PC Input] Page 1/6 ~



A B C D E F G H I J K L M N O

1

2

3

4

5

6

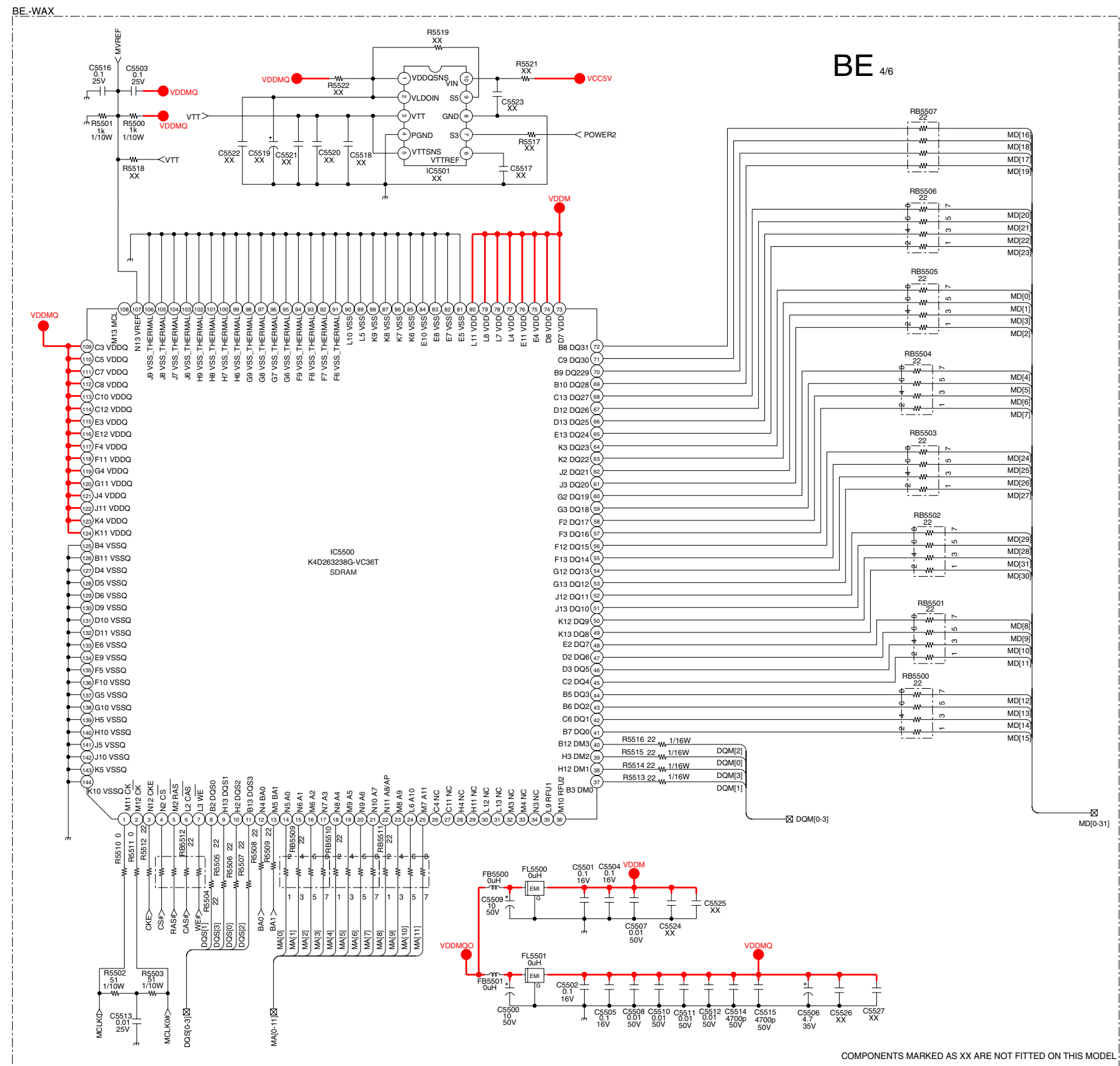
7

8

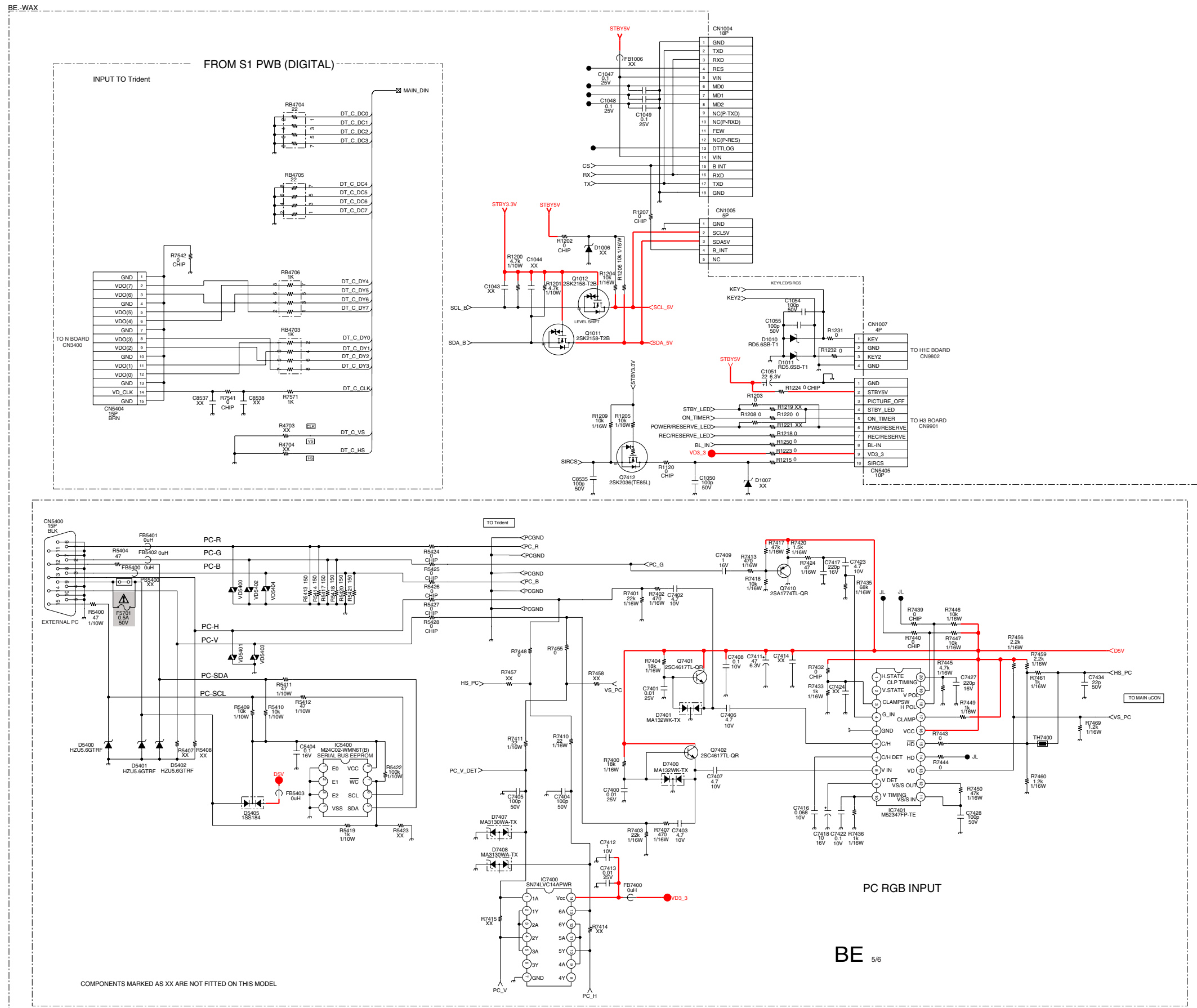
9

10

11



A B C D E F G H I J K L M N O



A B C D E F G H I J K L M N O

1

2

3

4

5

6

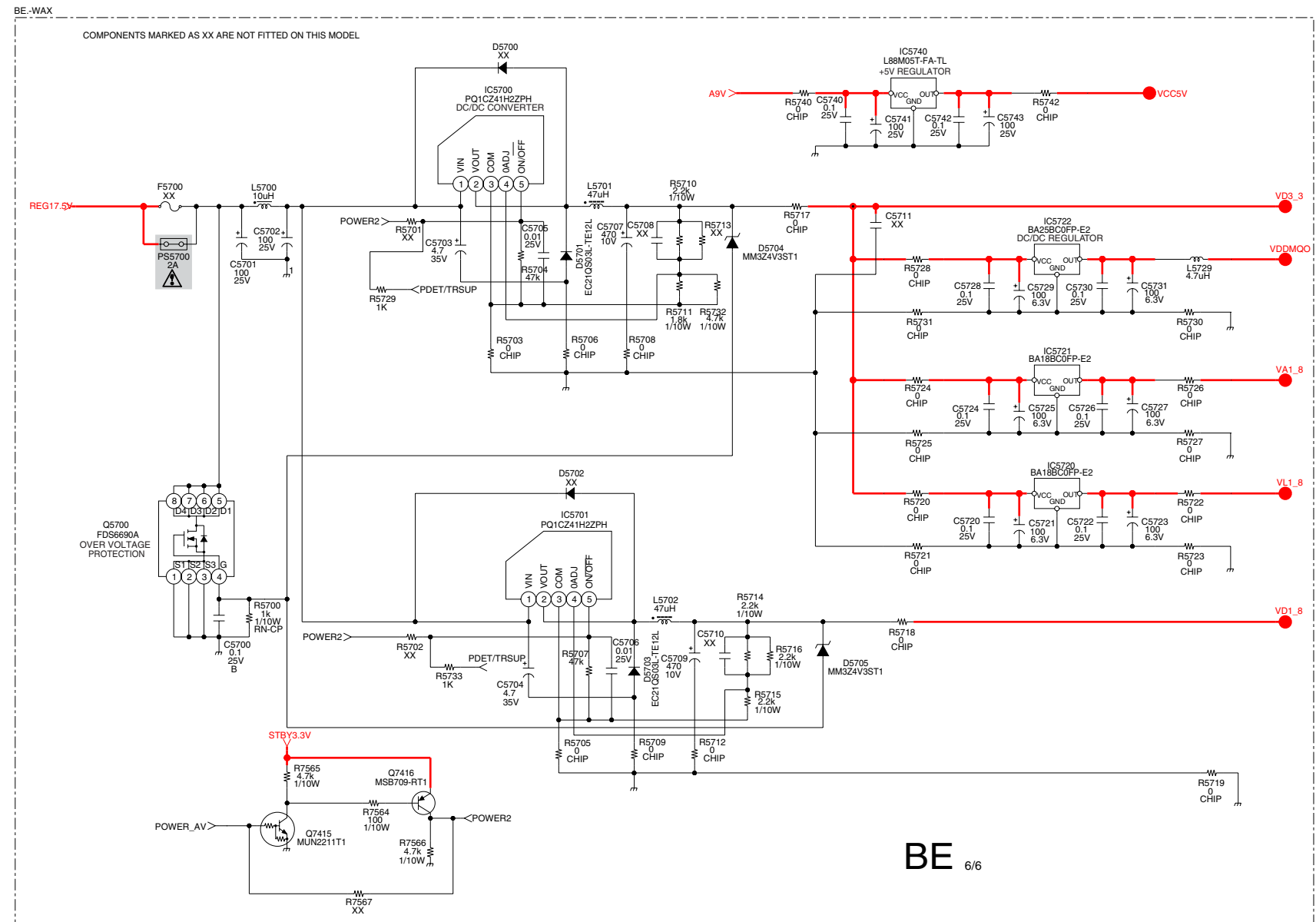
7


8

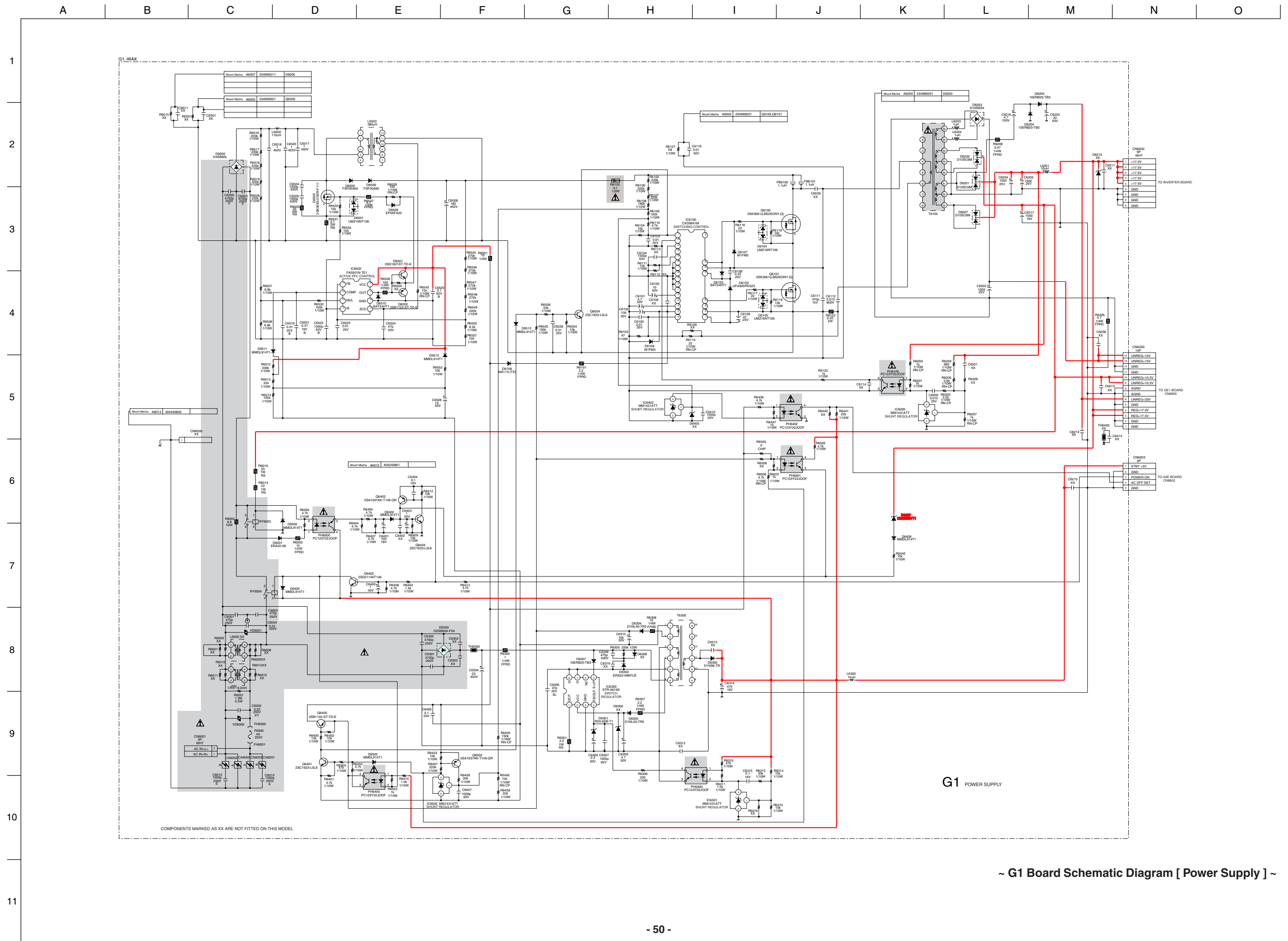
9

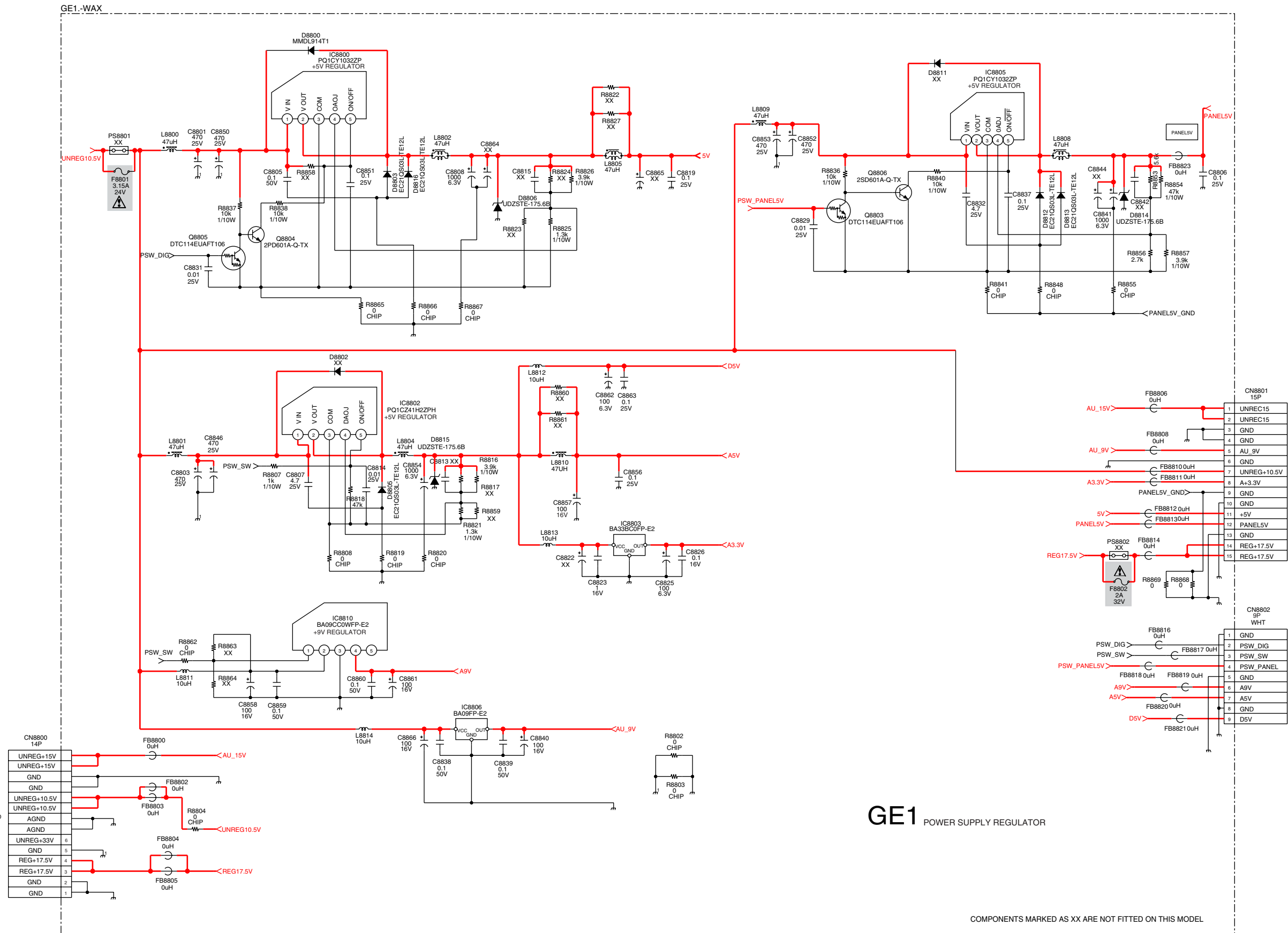
10

11

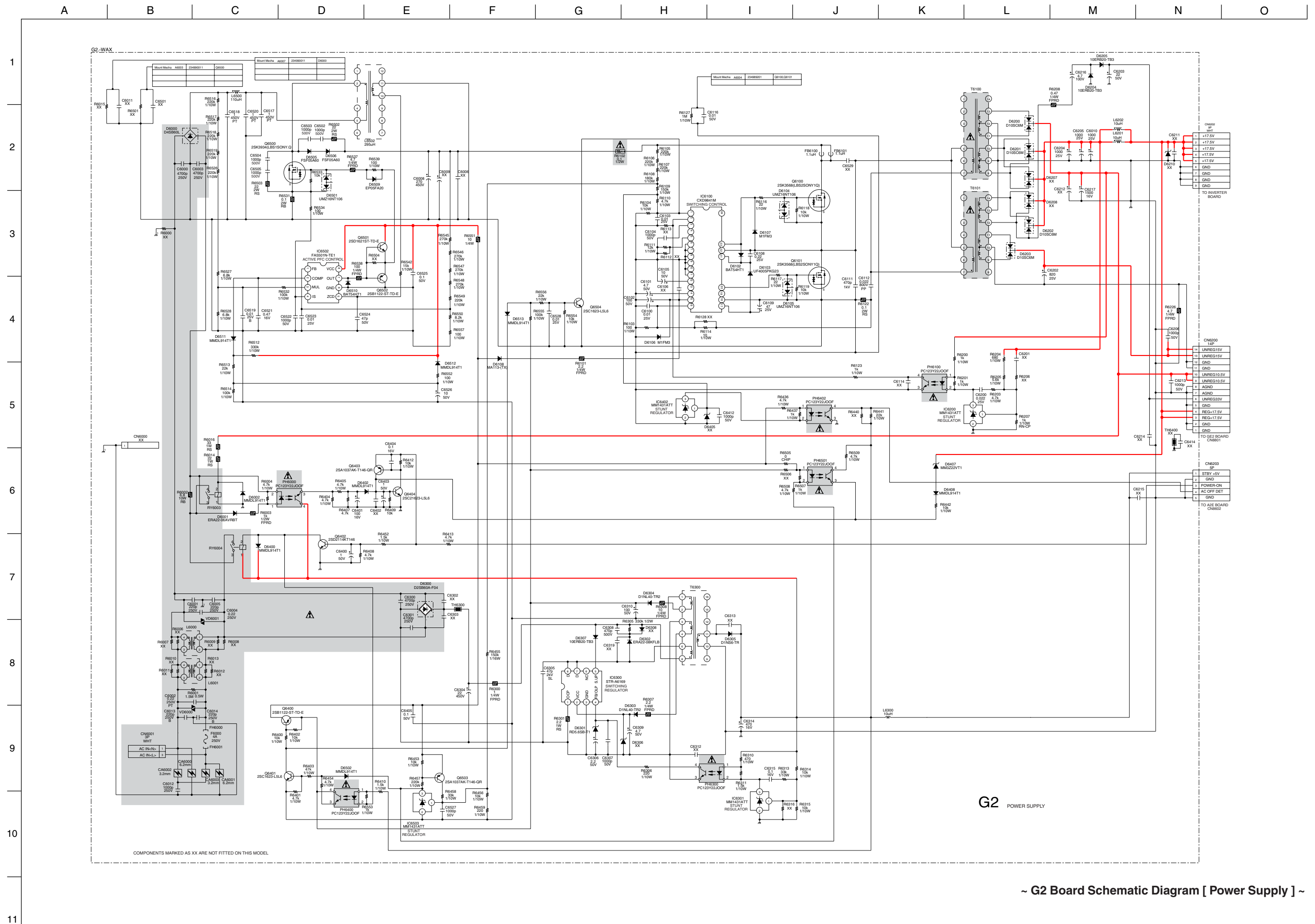






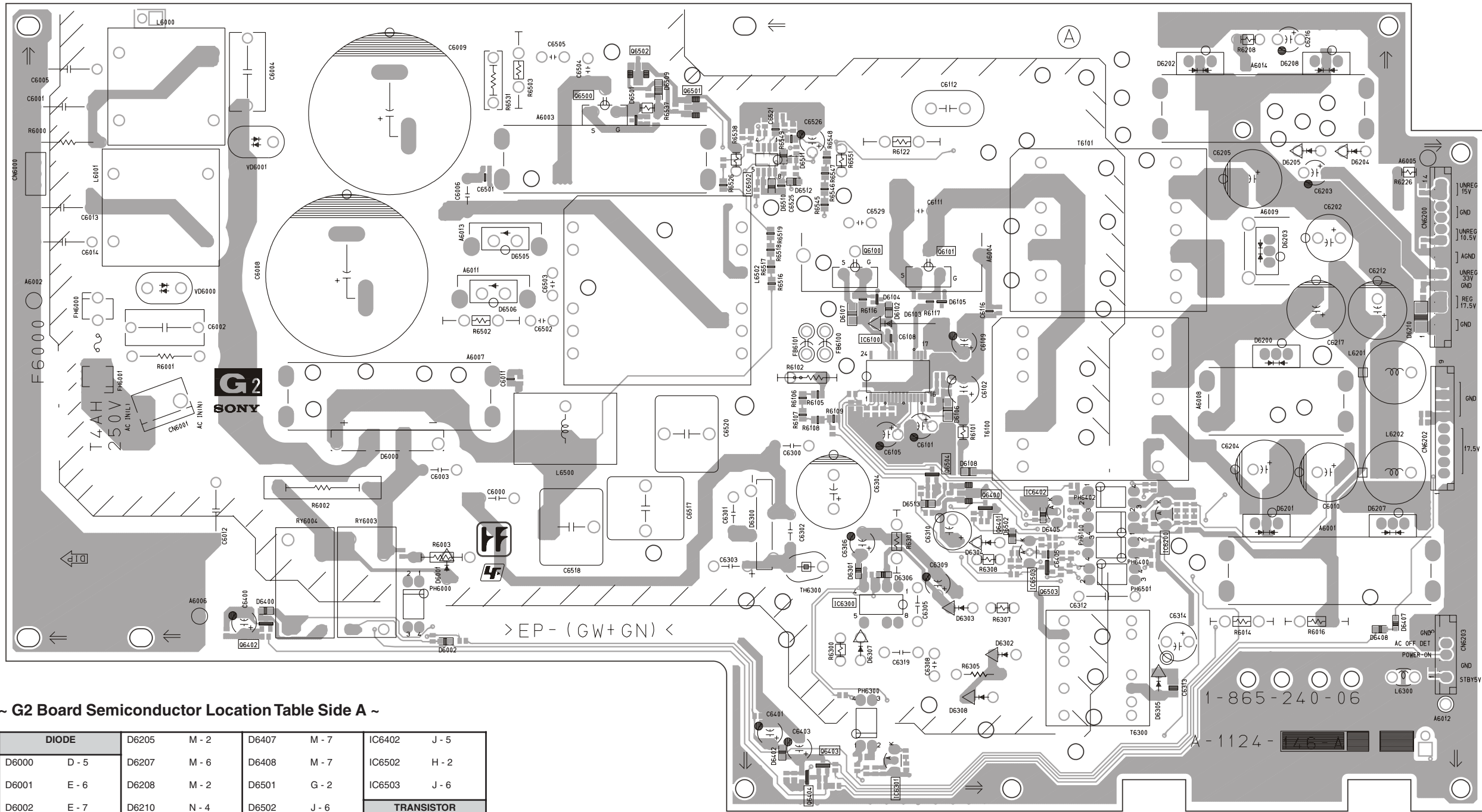


~ GE1 Board Schematic Diagram [Power Supply Regulator] ~



A B C D E F G H I J K L M N O

~ G2 Printed Wiring Board Conductor Side A ~

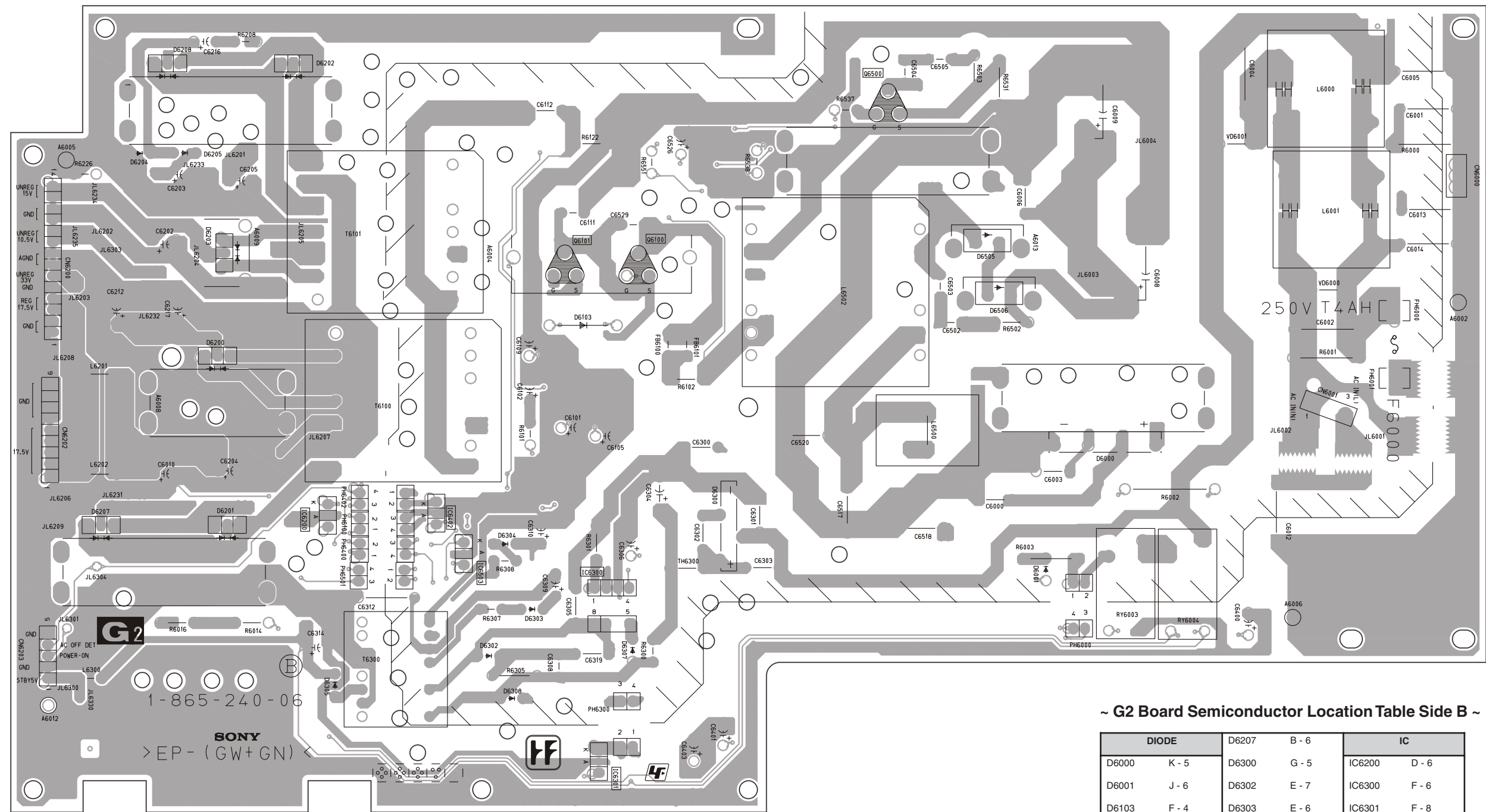


~ G2 Board Semiconductor Location Table Side A ~

DIODE		D6205	M - 2	D6407	M - 7	IC6402	J - 5
D6000	D - 5	D6207	M - 6	D6408	M - 7	IC6502	H - 2
D6001	E - 6	D6208	M - 2	D6501	G - 2	IC6503	J - 6
D6002	E - 7	D6210	N - 4	D6502	J - 6	TRANSISTOR	
D6102	I - 4	D6300	H - 6	D6505	F - 3	Q6100	I - 3
D6103	I - 4	D6301	I - 6	D6506	E - 4	Q6101	I - 3
D6104	I - 4	D6302	J - 7	D6509	G - 2	Q6400	J - 5
D6105	I - 4	D6303	I - 7	D6510	H - 3	Q6401	J - 6
D6106	I - 5	D6304	J - 6	D6511	H - 2	Q6402	C - 7
D6107	I - 4	D6305	K - 7	D6512	H - 3	Q6403	H - 8
D6108	I - 5	D6306	I - 6	D6513	I - 5	Q6404	H - 8
D6200	L - 4	D6307	H - 7	IC		Q6500	F - 2
D6201	L - 6	D6308	I - 7	IC6100	I - 4	Q6501	G - 2
D6202	L - 2	D6400	C - 6	IC6200	K - 6	Q6502	G - 2
D6203	L - 3	D6402	H - 8	IC6300	I - 6	Q6503	J - 6
D6204	M - 2	D6405	J - 6	IC6301	I - 8	Q6504	I - 5

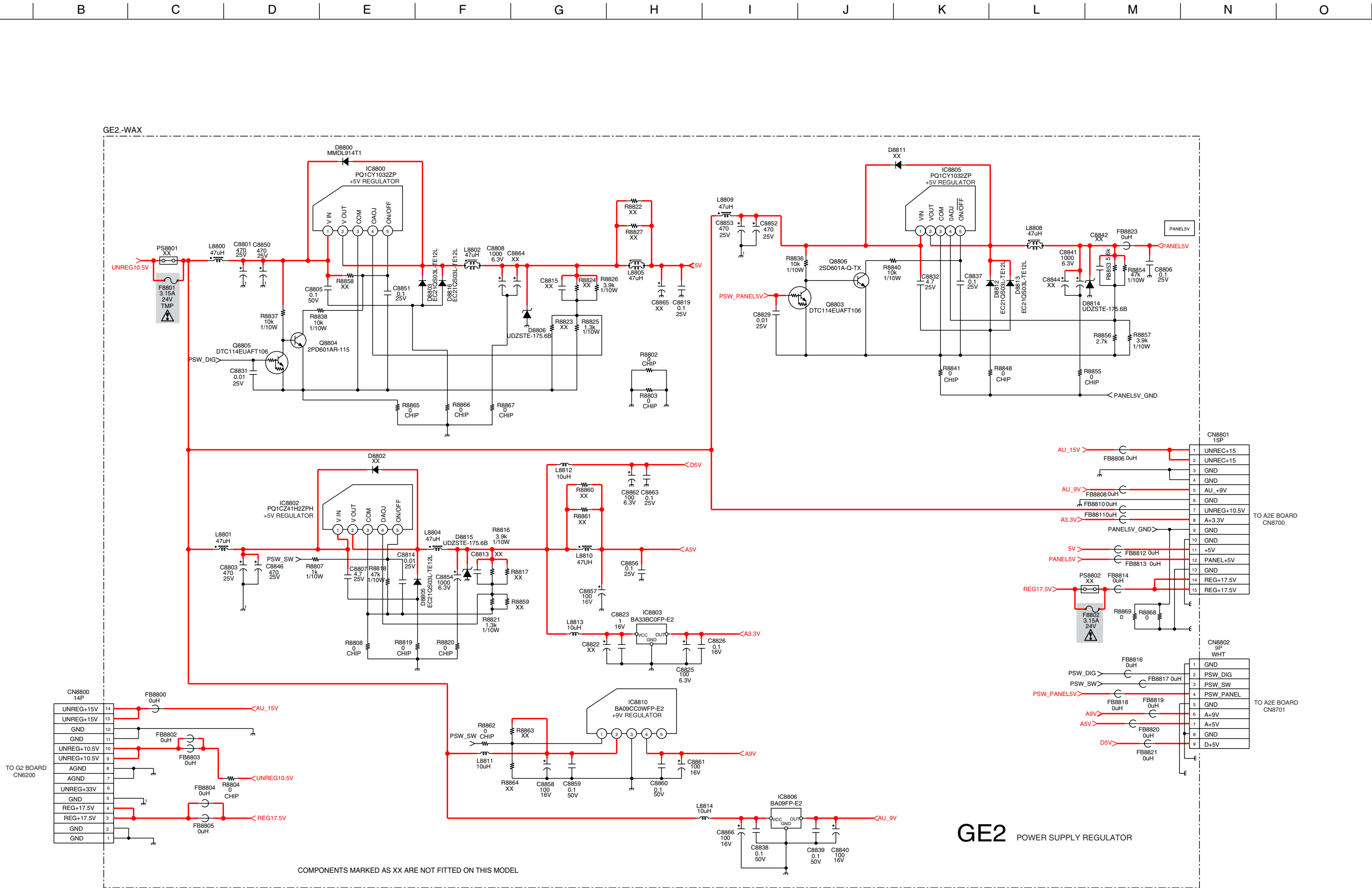
A B C D E F G H I J K L M N O

~ G2 Printed Wiring Board Conductor Side B ~



~ G2 Board Semiconductor Location Table Side B ~

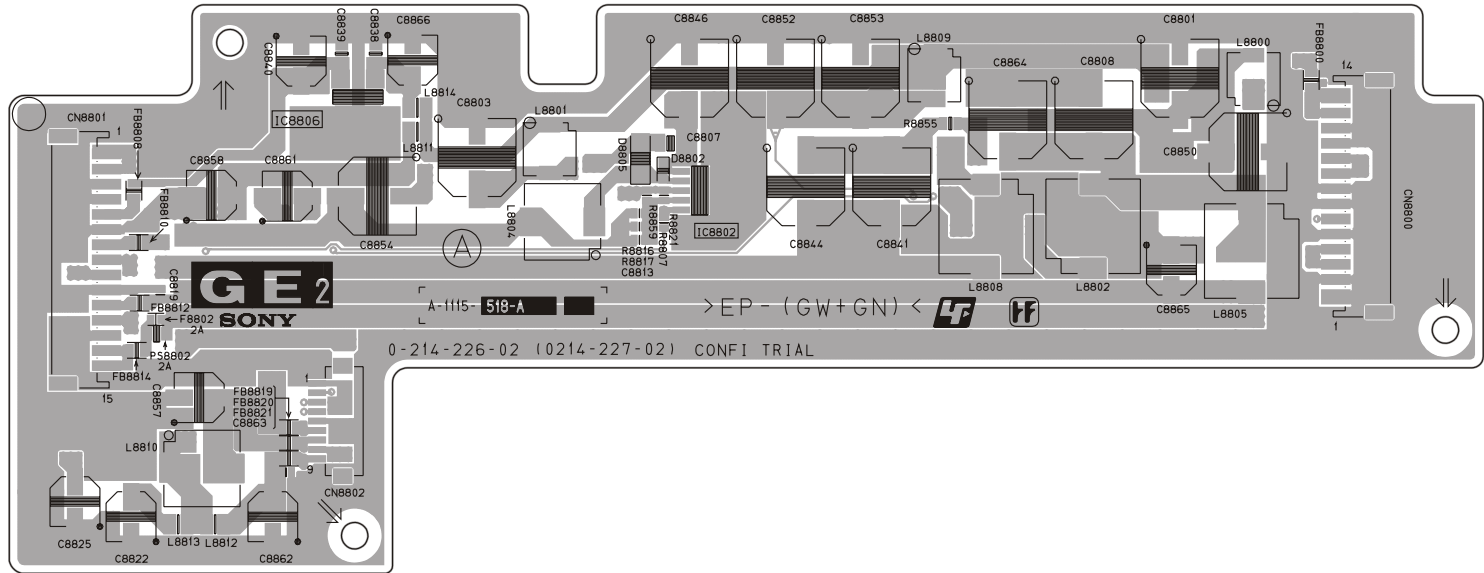
DIODE		IC	
D6000	K - 5	D6300	G - 5
D6001	J - 6	D6302	E - 7
D6103	F - 4	D6303	E - 6
D6200	C - 4	D6304	E - 6
D6201	C - 6	D6305	D - 7
D6202	D - 2	D6307	F - 7
D6203	C - 3	D6308	E - 7
D6204	B - 2	D6505	J - 3
D6205	C - 2	D6506	J - 4
		TRANSISTOR	
		Q6100	G - 3
		Q6101	F - 3
		Q6500	I - 2



~ GE2 Board Schematic Diagram [Power Supply Regulator] ~

A B C D E F G H I J K L M N O

~ GE2 Printed Wiring Board Conductor Side A ~



~ GE2 Board Semiconductor Location Table Side A ~

DIODE	
D8802	D - 2
D8805	D - 2
IC	
IC8802	E - 2
IC8806	B - 2

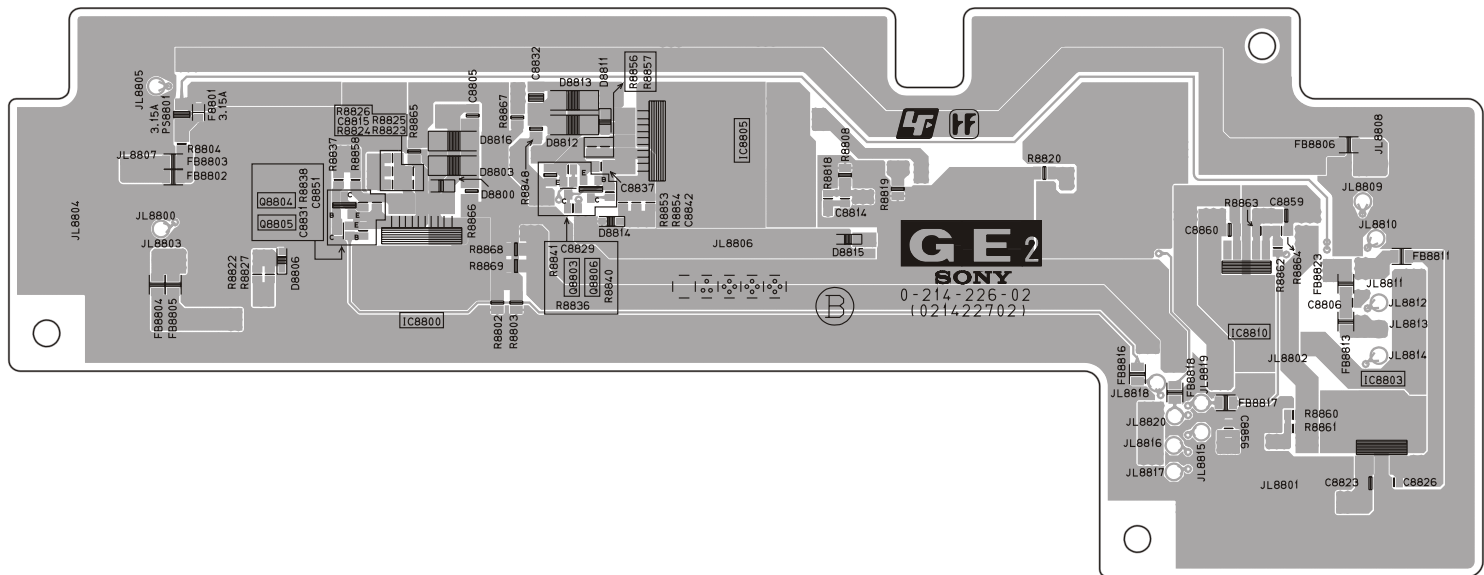
~ GE2 Board IC Voltage Table ~

Ref No	Pin No	Volts (V)
IC8802	1	12.0
	2	5.1
	3	0
	4	1.3
	5	4.7

~ GE2 Board Semiconductor Voltage Table ~

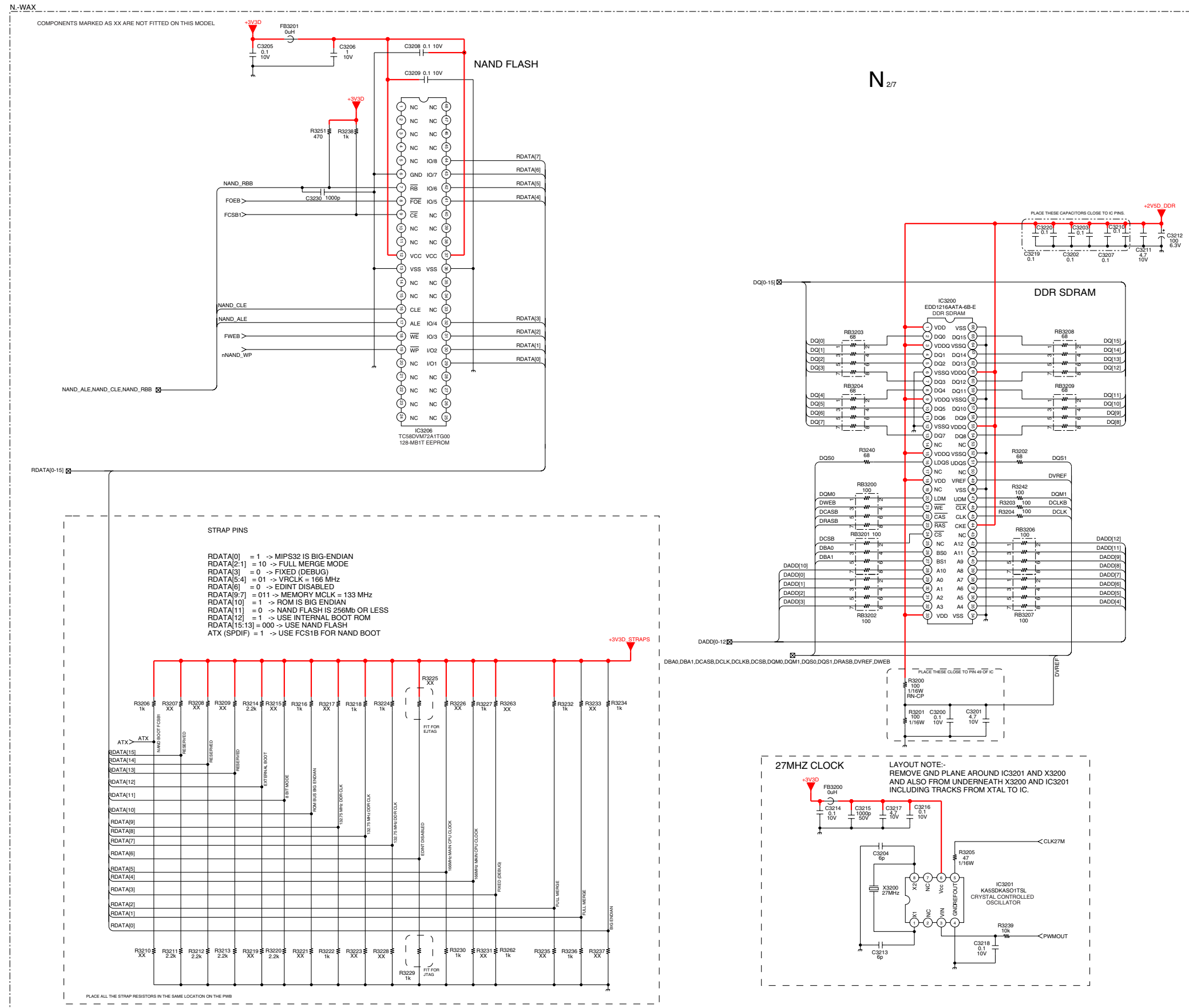
Ref	(e)(s)	(b)(g)	(c)(d)
Q4603	1.2	1.2	0
Q4604	0	0	1.2

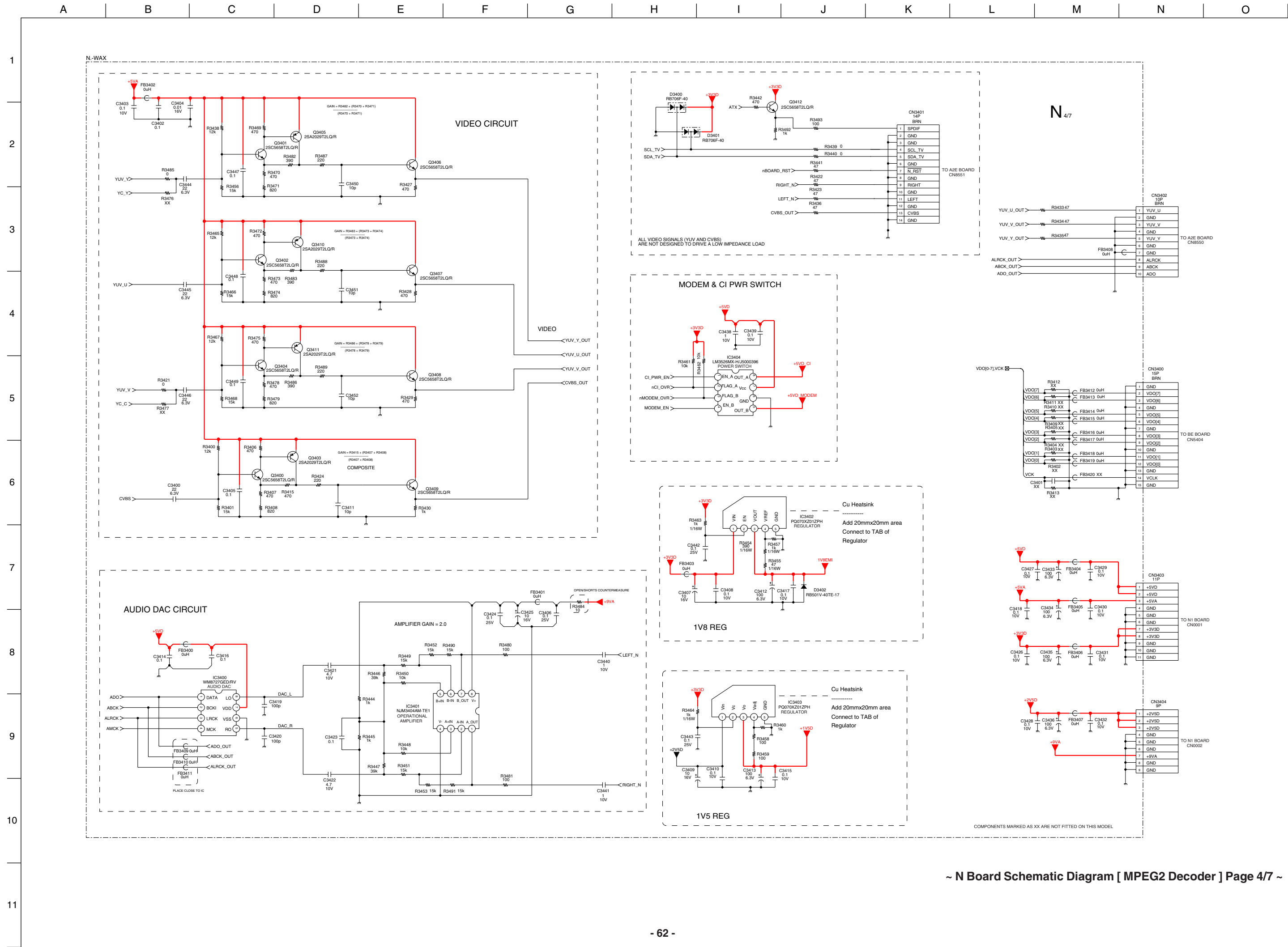
~ GE2 Printed Wiring Board Conductor Side B ~

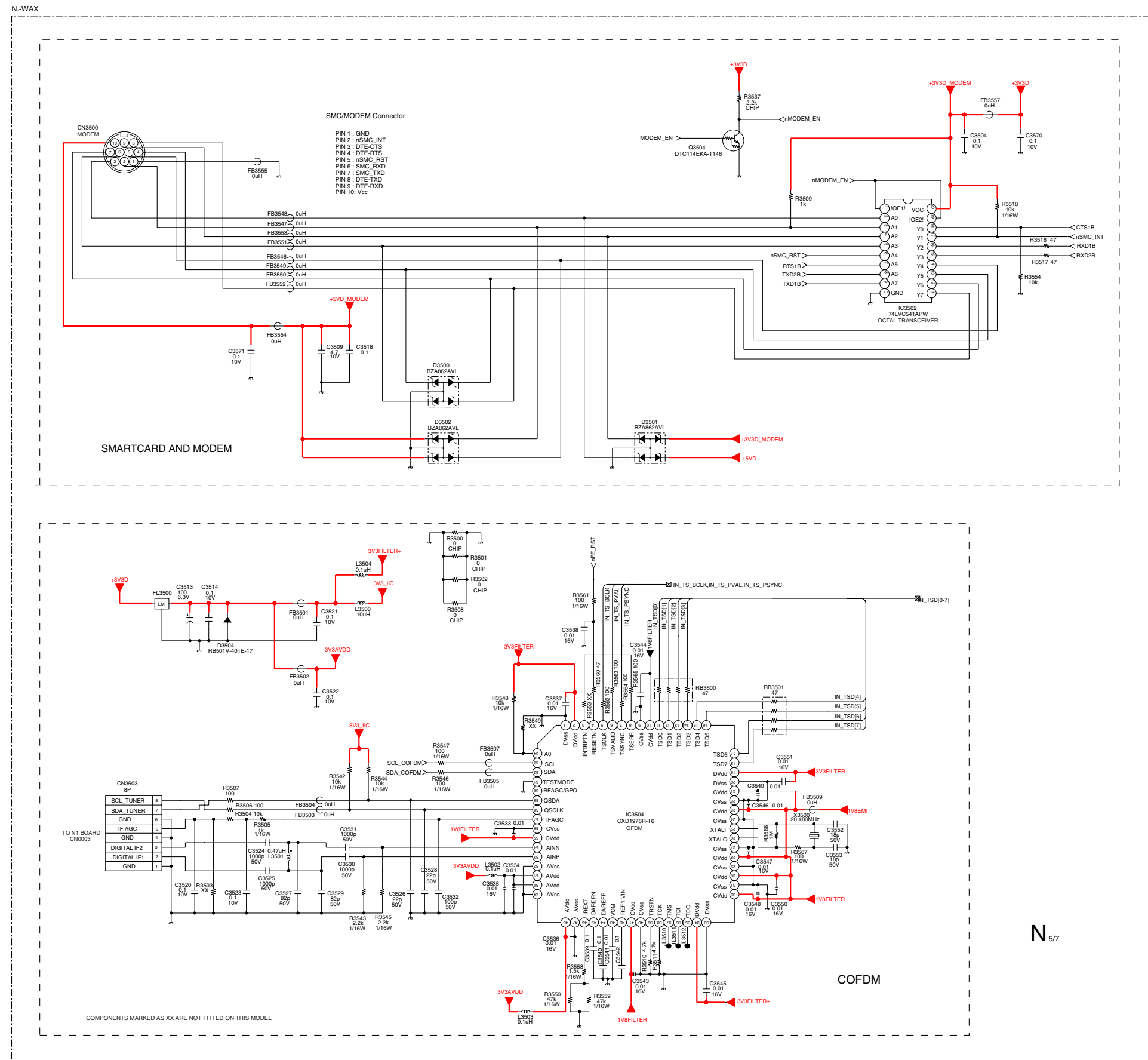


~ GE2 Board Semiconductor Location Table Side B ~

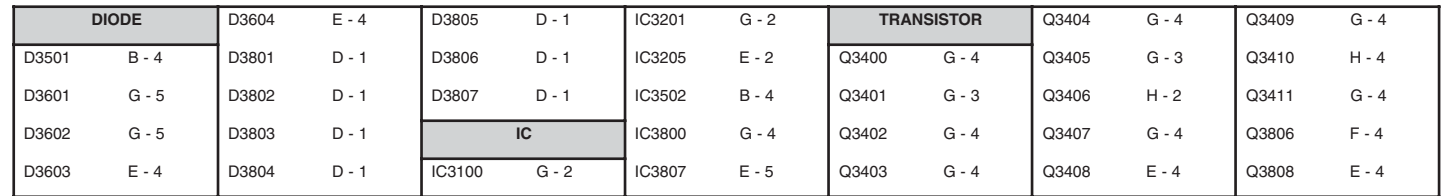
DIODE	
D8800	C - 8
D8803	C - 8
D8806	B - 8
D8811	D - 7
D8812	D - 7
D8813	D - 7
D8814	D - 8
D8815	E - 8
D8816	C - 8
IC	
IC8800	C - 8
IC8803	H - 9
IC8805	D - 8
IC8810	G - 8
TRANSISTOR	
Q8803	D - 8
Q8804	B - 8
Q8805	B - 8
Q8806	D - 8



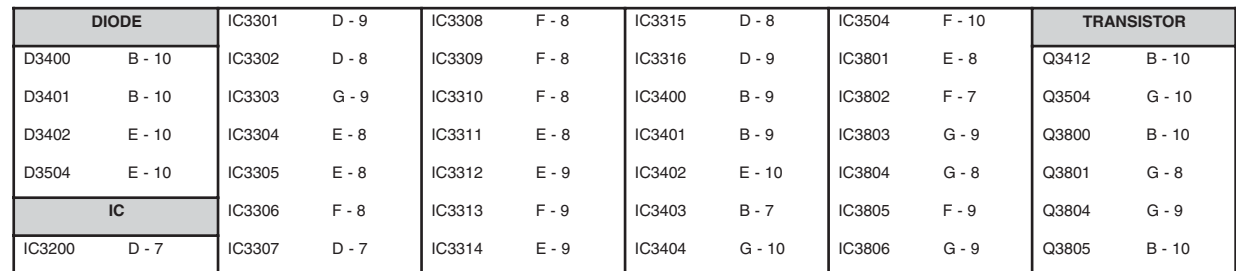




~ N Board Semiconductor Location Table Side A ~

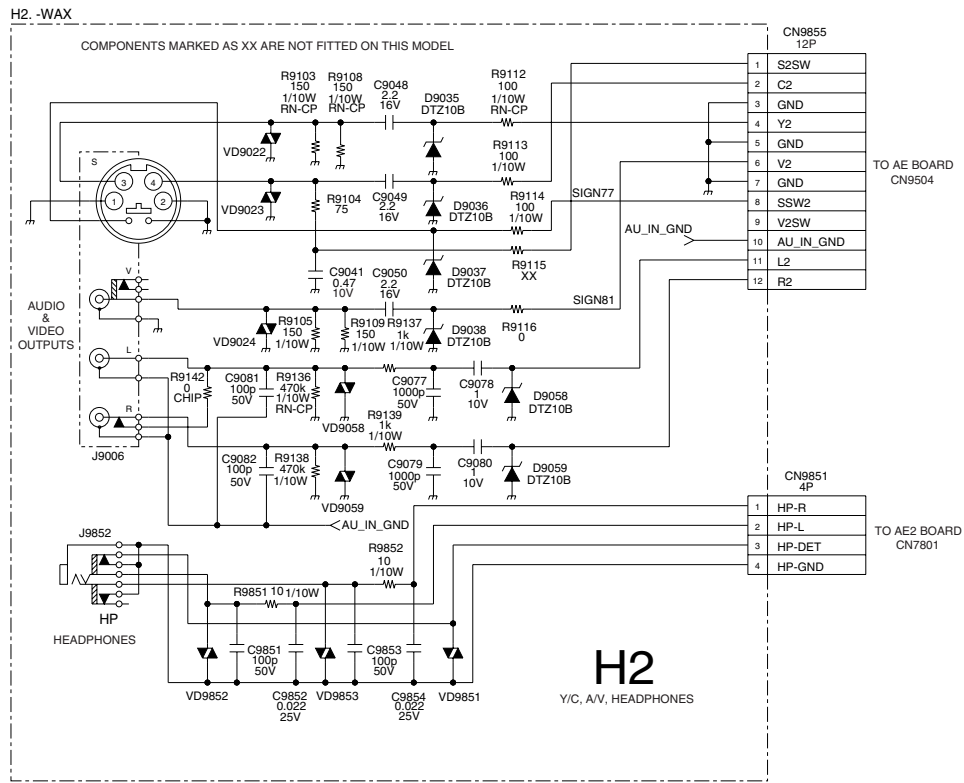


~ N Board Semiconductor Location Table Side B ~

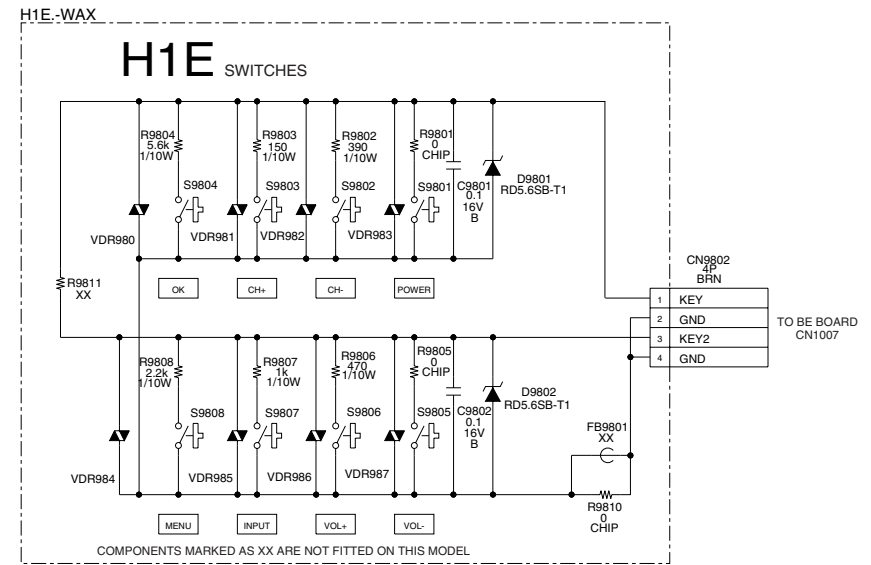


A B C D E F G H I J K L M N O

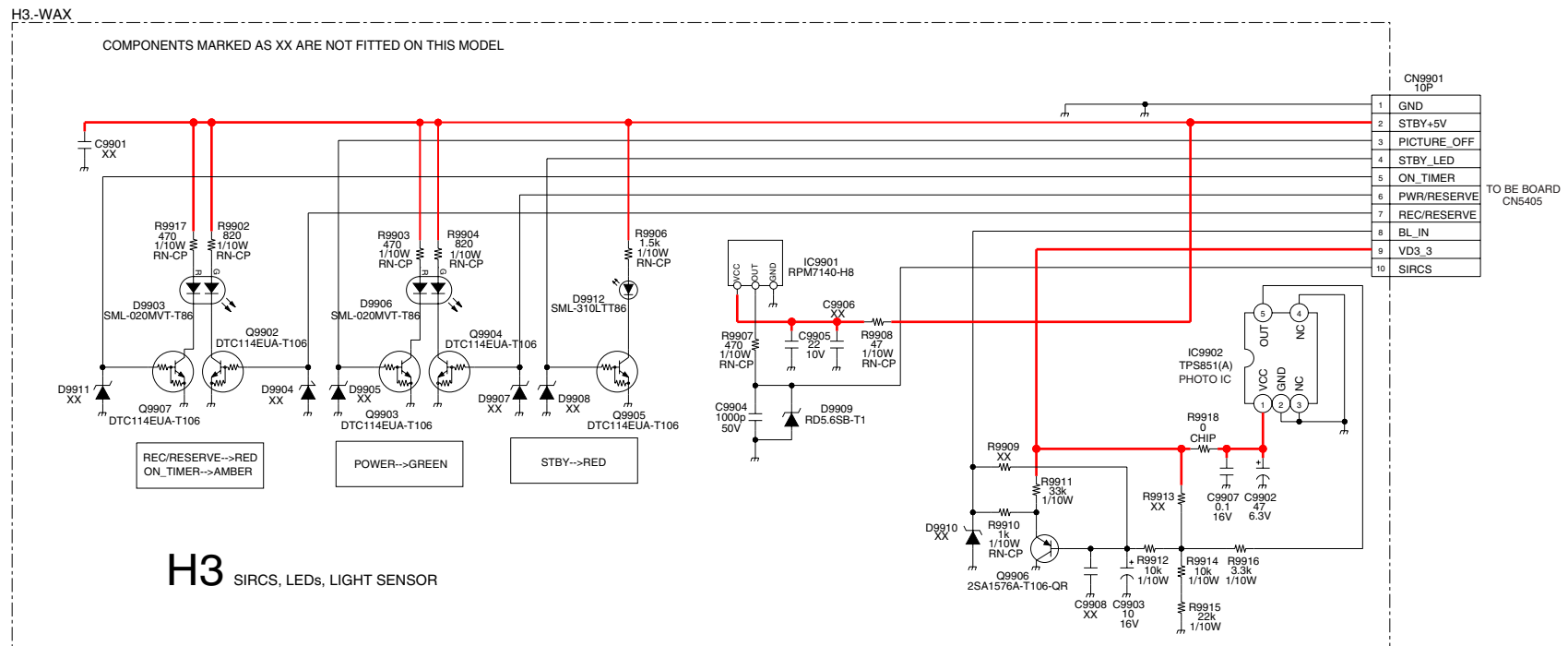
~ H2 Board Schematic Diagram [Y/C, AV, Headphones] ~

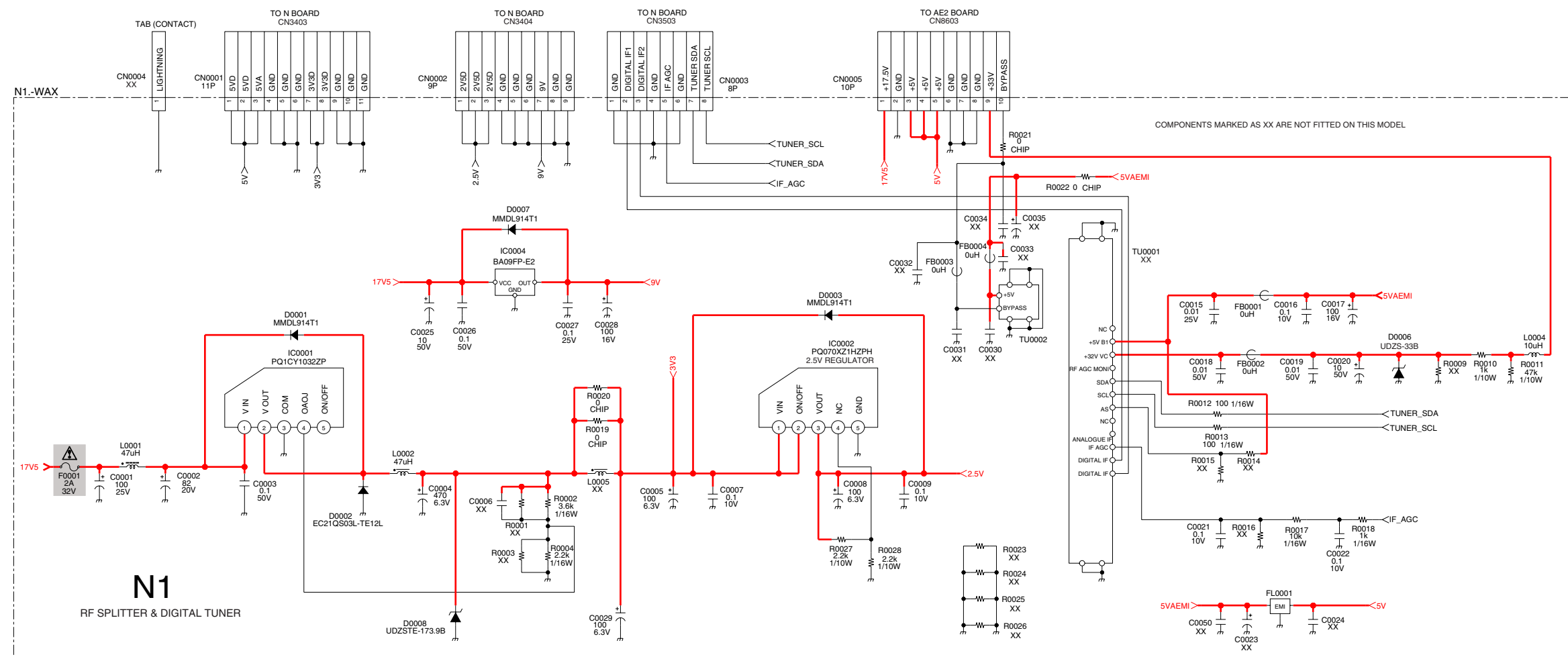


~ H1E Board Schematic Diagram [Switches] ~



~ H3 Board Schematic Diagram [Sircs, Leds, Light Sensor] ~

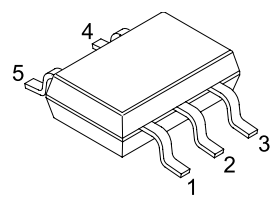




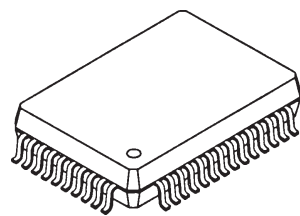
~ N1 Board Schematic Diagram [RF Splitter and Digital Tuner] ~

4-4. SEMICONDUCTORS

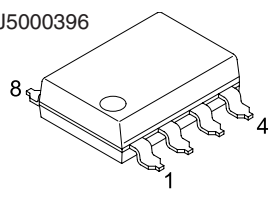
74LVC00-PW
74LVC08APW
74LVC14APW
74LVC273PW
74LVC32A-PW
74LVC541APW



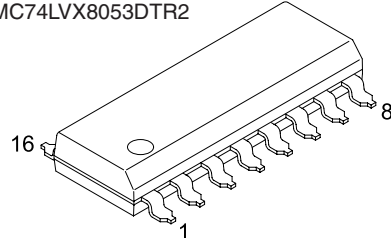
CXA2163AQ-T6



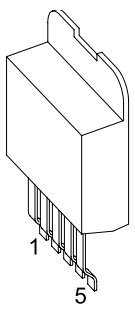
LM3526MX-H/J5000396



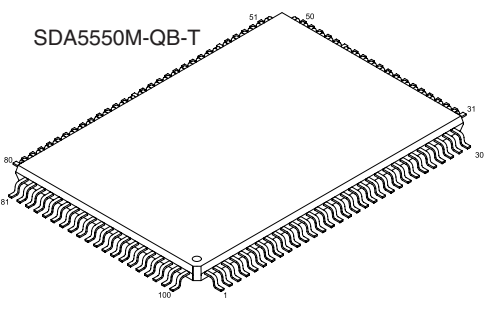
MC74LVX8053DTR2



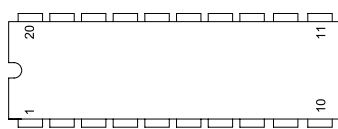
PQ1CY1032ZP
PQ1CZ41H2ZPH



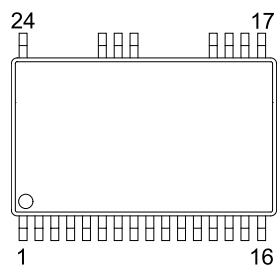
SDA5550M-QB-T



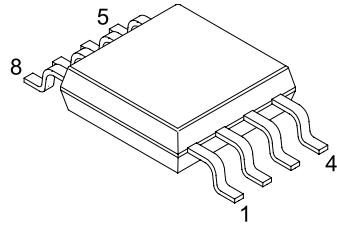
74LVT245PW



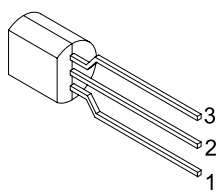
CXD9841M



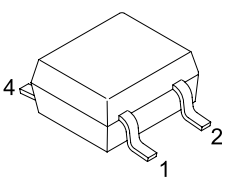
LM393DT (A)



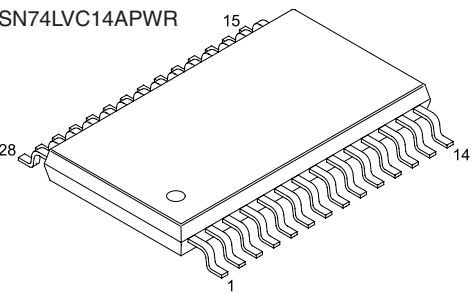
MM1431ATT



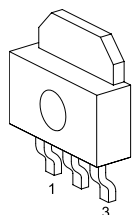
PST3629UL



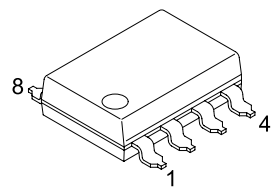
SN74LVC14APWR



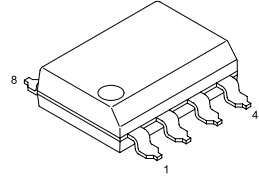
BA09CC0WFP-E2
BA09FP-E2
BA18BC0FP-E2
BA25BC0FP-E2



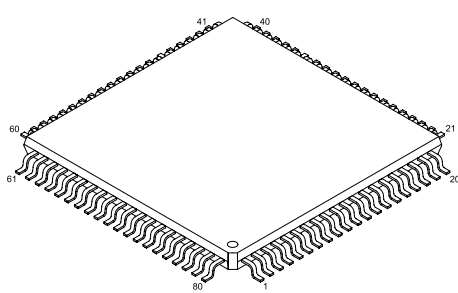
FA5501N-TE1



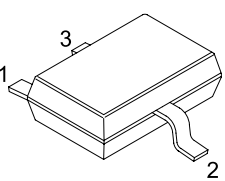
LM75CIMX-3



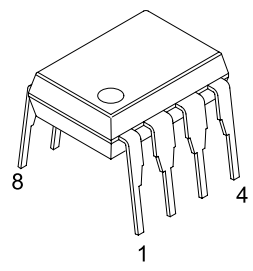
MSP4411K-QA-D5-001



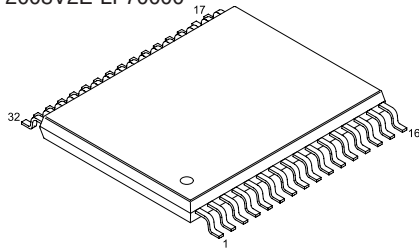
PST600IMT



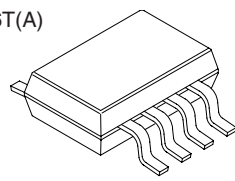
BA7046F



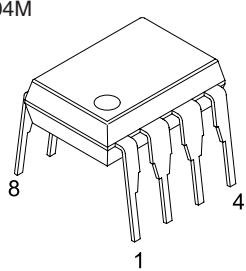
K6F2008V2E-LF70000



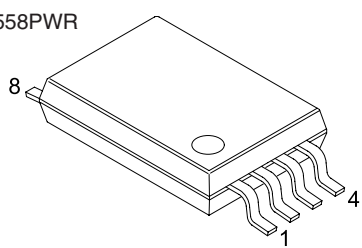
M24128-BWMN6T(A)



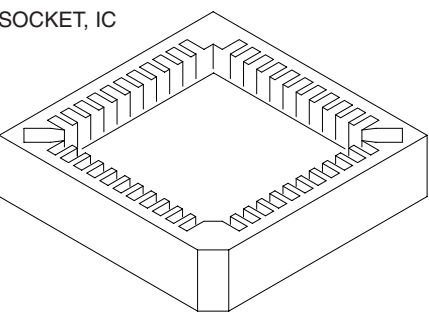
NJM2904M



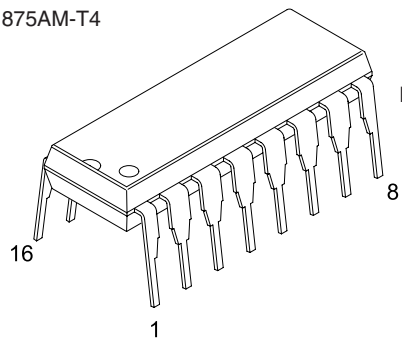
RC4558PWR



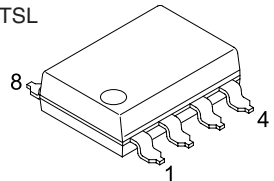
SOCKET, IC



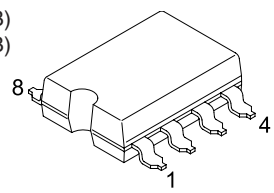
CXA1875AM-T4



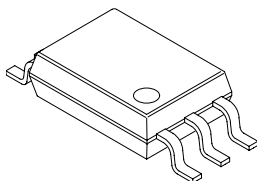
KA5SDKASO1TSL



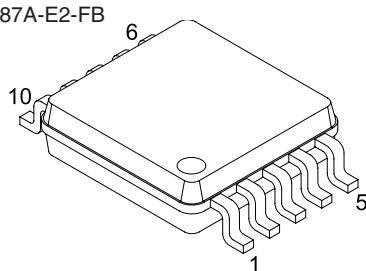
M24C02-WMN6T(B)
M24C32-WMN6T(B)



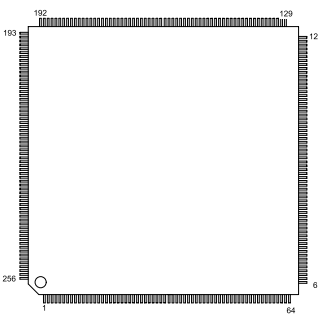
NJM3404AM-T1
NJM3414AV(TE2)



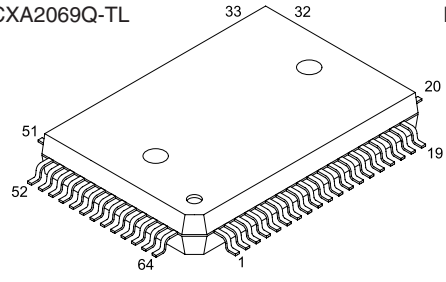
RV5C387A-E2-FB



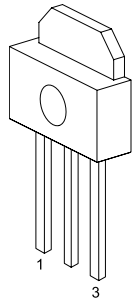
SVPEX-S



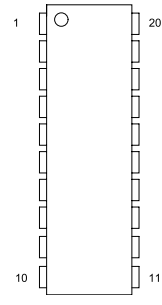
CXA2069Q-TL



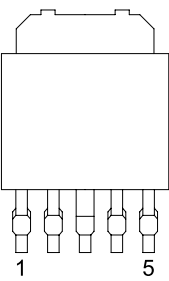
L88M05T-FA-TL



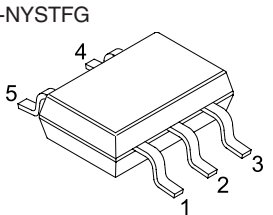
M52347FP-TE



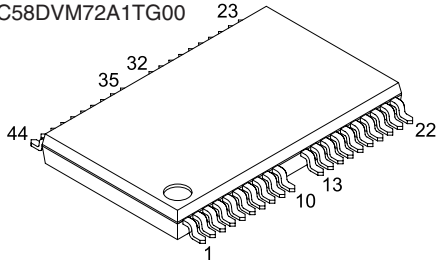
PQ070XZ01ZPH
PQ070XZ1HZPH



S-1111B33MC-NYSTFG



TC58DVM72A1TG00

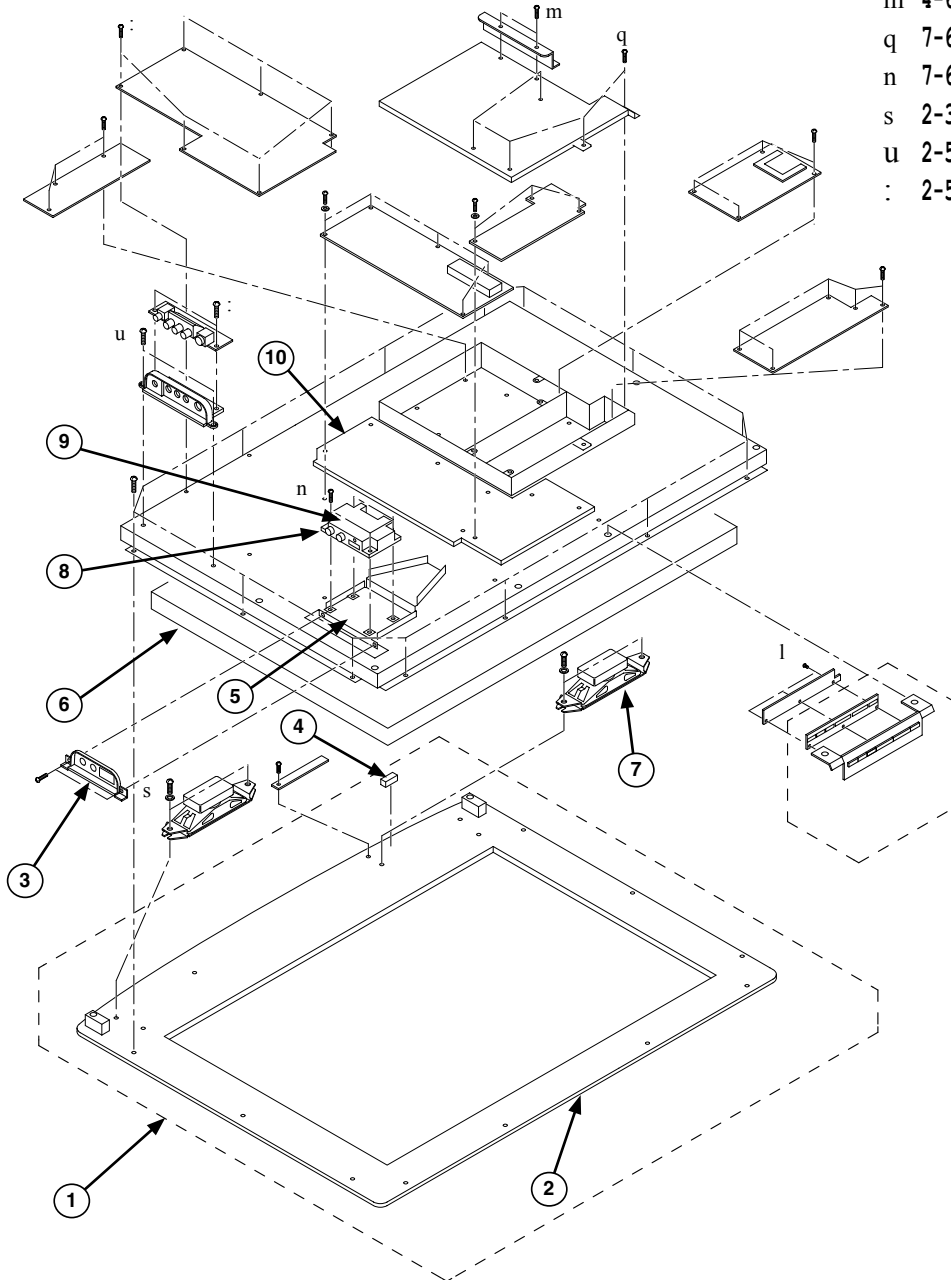


SECTION 5 EXPLODED VIEWS

NOTE :

- Items with no part number and no description are not stocked because they are seldom required for routine service.
- The construction parts of an assembled part are indicated with a collation number in the remarks column.
- Items marked “*” are not stocked since they are seldom required for routine service. Some delay should be anticipated when ordering these items.

5-1. CHASSIS

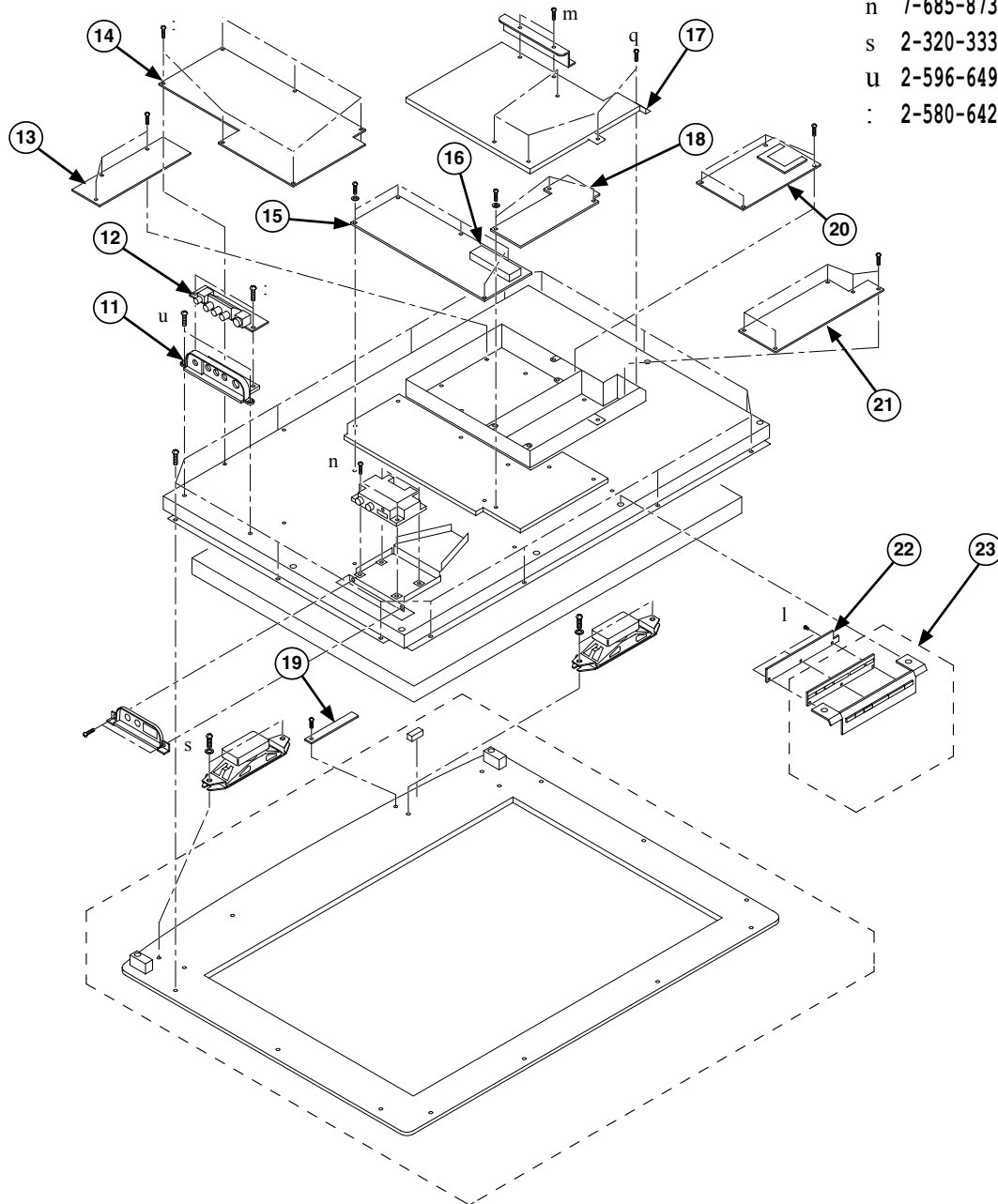


l	4-908-792-41	SCREW (B2)
m	4-635-966-01	SCREW (HEX)
q	7-685-871-01	SCREW +BVTT 3X6 (S)
n	7-685-873-09	SCREW +BVTT 3X10 (S)
s	2-320-333-01	SCREW +B M4X6
u	2-596-649-01	+KTT 3X10 (S TYPE)
:	2-580-642-01	SCREW +BVTP2 4X25

REF.NO.	PART.NO	DESCRIPTION	REMARK	REF.NO.	PART.NO	DESCRIPTION	REMARK
1	X-2059-462-1	BEZEL ASSY (23A) (KLV-S23A10E/KDL-S23A12U)		6	1-805-888-11	LCD PANEL (23 INCH WXGA+TFT) (KLV-S23A10E/KDL-S23A12U)	
	X-2059-973-3	BEZEL ASSY (26A) (KLV-26A10E/KDL-S26A12U)			A-1148-322-A	PANEL COMPL 26 (KLV-S26A10E/KDL-S26A12U)	
	X-2055-971-4	BEZEL ASSY (32A) (KLV-S32A10E/KDL-S32A12U)			A-1128-519-A	PANEL COMPL 32 (KLV-S32A10E/KDL-S32A12U)	
2	2-515-722-21	WINDOW, 23 FRONT (KLV-S23A10E/KDL-S23A12U)		7	1-826-062-11	LOUDSPEAKER (4X10CM) (KLV-S23A10E/KDL-S23A12U)	
	2-515-723-21	WINDOW, 26 FRONT (KLV-26A10E/KDL-S26A12U)			1-826-063-11	LOUDSPEAKER (4.2X15CM) (KLV-S26A10E/KDL-S26A12U)	
	2-515-724-21	WINDOW, 32 FRONT (KLV-S32A10E) NOT 32/12			1-826-042-11	LOUDSPEAKER (5X15CM) (KLV-S32A10E/KDL-S32A12U)	
3	*X-2055-718-1	BRACKET SIDE ASSY (AA) (KLV-S23A10E/S26A10E/S32A10E)		8	*A-1115-078-B	P BOARD, COMPLETE (KLV-S26A10E/KDL-S26A12U/ KLV-S32A10E/KDL-S32A12U)	
	*X-2055-717-1	BRACKET SIDE ASSY (AD) (KDL-S23A12U/S26A12U/S32A12U)		9	*2-595-154-02	SHIELD (UPPER A), HDMI (KLV-S26A10E/KDL-S26A12U)	
4	*2-515-684-01	GUIDE, LIGHT SENSOR		10	*2-629-956-02	A2E BRACKET (KLV-S26A10E/KDL-S26A12U/KLV-S32A10E)	
5	*2-631-285-01	HDMI BRACKET (26) (KLV-S26A10E/KDL-S26A12U)					

(Continued)

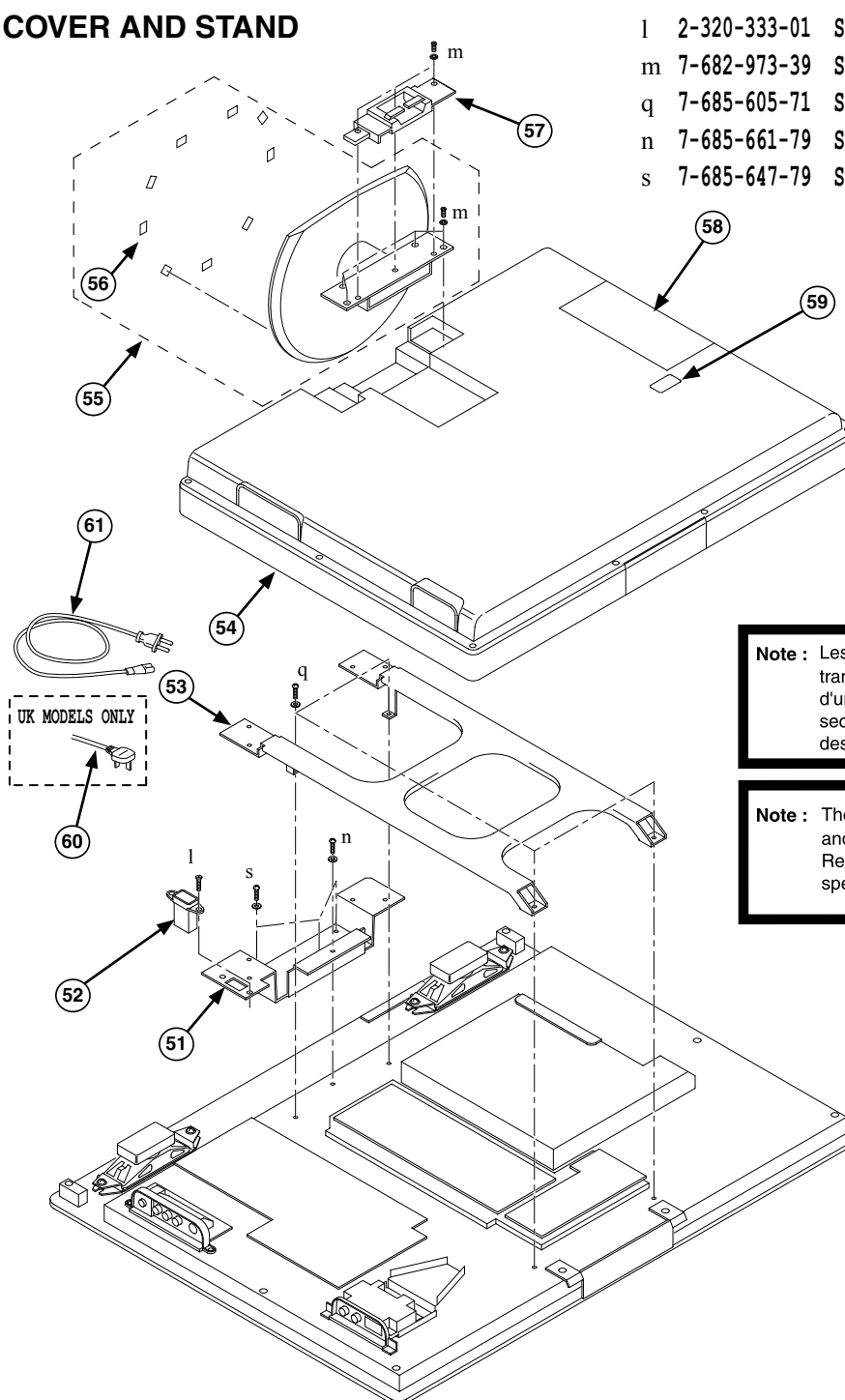
5-1. CHASSIS (Continued)



l	4-908-792-41	SCREW (B2)
m	4-635-966-01	SCREW (HEX)
q	7-685-871-01	SCREW +BVTT 3X6 (S)
n	7-685-873-09	SCREW +BVTT 3X10 (S)
s	2-320-333-01	SCREW +B M4X6
u	2-596-649-01	+KTT 3X10 (S TYPE)
:	2-580-642-01	SCREW +BVTP2 4X25

REF.NO.	PART.NO	DESCRIPTION	REMARK	REF.NO.	PART.NO	DESCRIPTION	REMARK
11	*2-515-692-11	HOLDER SIDE JACK (KLV-S23A10E/KDL-S23A12U/KLV-S32A10E)		17	*2-589-406-01	S1 SHIELD MAIN (A)	
12	*A-1092-253-A	H2 BOARD, COMPLETE		18	*A-1128-515-A	GE1 BOARD, COMPLETE (KLV-S23A10E/KDL-S23A12U)	
13	*A-1139-903-A	N1 BOARD, COMPLETE, (KDL-S23A12U/S26A12U/S32A12U)			*A-1128-516-A	GE2 BOARD, COMPLETE (KLV-S26A10E/S32A10E/ KDL-S26A12U/S32A12U)	
14	*A-1128-513-B	G1 BOARD, COMPLETE (KLV-S23A10E/KDL-S23A12U)		19	*A-1092-254-A	H3 BOARD, COMPLETE	
	*A-1128-514-A	G2 BOARD, COMPLETE (KLV-S26A10E/S32A10E/ KDL-S26A12U/S32A12U)		20	*A-1122-473-A	N BOARD, COMPLETE, UK (KDL-23A12U/26A12U/32A12U)	
15	*A-1124-121-A	A2E BOARD, COMPLETE 23 ANALOG (KLV-S23A10E)		21	*A-1128-517-B	BE BOARD, COMPLETE	
	*A-1123-769-A	A2E BOARD, COMPLETE 23		22	*A-1128-518-A	H1E BOARD, COMPLETE	
	*A-1115-523-A	A2E BOARD, COMPLETE (KLV-S26A10E/S32A10E)		23	X-2059-758-1	ASSY, BUTTON MULTI (23A) (KLV-S23A10E/KDL-S23A12U)	
	*A-1106-942-A	A2E BOARD, COMPLETE (KDL-S26A12U/S32A12U)			X-2059-423-1	ASSY, BUTTON MULTI (26A) (KLV-S26A10E/KDL-S26A12U)	
16	8-597-993-00	TUNER FSS BTF-EF412Z (KLV-S23A10E/S26A10E/S32A10E)			X-2059-424-1	ASSY, BUTTON MULTI (32A) (KLV-S32A10E/KDL-S32A12U)	
	8-597-994-00	TUNER FSS BTF-EU612Z (KDL-S23A12U/S26A12U/S32A12U)					

5-2. REAR COVER AND STAND



- l 2-320-333-01 SCREW +B M4X6
- m 7-682-973-39 SCREW +PSW 5X14
- q 7-685-605-71 SCREW +BVTP 4X25 TYPE2 IT-3
- n 7-685-661-79 SCREW +BVTP 4X12 TYPE2 N-S
- s 7-685-647-79 SCREW +BVTP 3X10 TYPE2 IT-3

Note : Les composants identifiés par une trame et par une marque Δ sont d'une importance critique pour la sécurité. Ne les remplacer que par des pièces du numéro spécifié.

Note : The components identified by shading and marked Δ are critical for safety. Replace only with the part numbers specified in the parts list.

REF.NO.	PART.NO	DESCRIPTION	REMARK	REF.NO.	PART.NO	DESCRIPTION	REMARK
51	*2-515-763-01	BRACKET, AC (KLV-S26A10E/KLD-S26A12U)		56	4-100-951-11	FOOT, STAND	
52	Δ 1-819-594-11	AC INLET FILTER		57	2-515-688-03	COVER, HINGE (23) (KLV-S23A10E/KDL-S23A12U)	
53	2-515-734-01	BRACKET, VESA (26) (KLV-S26A10E)			2-549-469-11	COVER, HINGE (26) ASSY (KLV-S26A10E/KLD-S26A12U)	
	X-2055-176-1	VESA BRACKET ASSY (26) (KDL-S26A12U)			2-549-470-11	COVER, HINGE (32) (KLV-S32A10E/KDL-S32A12U)	
	2-515-735-01	BRACKET, VESA (32) (KLV-S32A10E)		58	X-2067-338-1	JACK COVER (SA) ASSY (KLV-S23A10E/S26A10E/KDL-S23A12U/S26A12U)	
54	X-2059-466-1	CABINET REAR ASSY (23A) (KLV-S23A10E/KDL-S23A12U)			X-2067-337-1	JACK COVER (LA) ASSY (KLV-S32A10E/KDL-S32A12U)	
	X-2059-974-1	CABINET REAR ASSY (26A) (KLV-S26A10E/KLD-S26A12U)		59	X-2055-564-2	ECS COVER ASSY	
	X-2055-922-3	CABINET REAR ASSY (32A) (KLV-S32A10E/KDL-S32A12U)		60	Δ 1-830-609-21	AC POWER-SUPPLY CORD SET (KDL-S23A12U/S26A12U/S32A12U)	
55	X-2025-222-5	STAND ASSY (S) (KLV-S23A10E/KDL-S23A12U)	56	61	Δ 1-830-611-21	POWER-SUPPLY CORD (KLV-S23A10E/S26A10E/S32A10E)	
	X-2025-223-4	STAND ASSY (L) (KLV-S26A10E/KLD-S26A12U)	56				
	X-2025-223-4	STAND ASSY (L) (KLV-S32A10E/KDL-S32A12U)	56				

SECTION 6 ELECTRICAL PARTS LIST

PARTS LISTING TABLE OF CONTENTS

	<u>Page</u>
H2 BOARD COMPLETE Parts List :	76
H3 BOARD COMPLETE Parts List :	76
A2E BOARD COMMON Parts List : Parts common to all models listed in this manual	77
Model Parts that belong only to the model specified	
KLV-S23A10E	87
KDL-S23A12U	88
KLV-S26A10E/KVL-S32A10E	89
KDL-S26A12U/KDL-S32A12U	90
H1E BOARD COMPLETE Parts List :	92
G2 BOARD COMPLETE Parts List :	
KLV-S26A10E/KLV-S32A10E & KDL-S26A12U/KDL-S32A12U.....	92
N1 BOARD COMPLETE Parts List : Digital Models only.....	95
BE BOARD COMPLETE Parts List :	96
N BOARD COMPLETE Parts List : Digital Models only.....	103
GE2 BOARD COMPLETE Parts List :	
KLV-S26A10E/KLV-S32A10E & KDL-S26A12U/KDL-S32A12U only.....	110
G1 BOARD COMPLETE Parts List :	
KLV-S23A10E/KDL-S23A12U only	111
GE1 BOARD COMPLETE Parts List :	
KLV-S23A10E/KDL-S23A12U only	114
MISCELLANEOUS :	116
ACCESSORIES AND PACKAGING MATERIALS :	116
REMOTE COMMANDER :	116

Note: The P Board (KLV-S26A10E/KLV-S32A10E & KDL-S26A12U/KDL-S32A12U only) Schematic Diagram, Printed Wiring Board and Parts List are not indicated in this manual as the PWB is regarded as a non service item for exchange only.

Note : Items marked “*” are not stocked since they are seldom required for routine service. Some delay should be anticipated when ordering these items.
Parts indicated (XX) on the Schematic Diagram are not used in this model and therefore do not appear in the Parts List.

REF.NO.	PART.NO	DESCRIPTION	REMARK			REF.NO.	PART.NO	DESCRIPTION	REMARK		
*A-1092-253-A H2 Board, Complete						R9851	1-216-797-11	METAL CHIP	10	5%	1/10W
						R9852	1-216-797-11	METAL CHIP	10	5%	1/10W
< CAPACITOR >						< VARISTOR >					
C9041	1-125-891-11	CERAMIC CHIP 0.47UF	10.00%	10V		VD9022	1-803-974-21	VARISTOR, CHIP		(1608)	
C9048	1-164-505-11	CERAMIC CHIP 2.2UF		16V		VD9023	1-803-974-21	VARISTOR, CHIP		(1608)	
C9049	1-164-505-11	CERAMIC CHIP 2.2UF		16V		VD9024	1-803-974-21	VARISTOR, CHIP		(1608)	
C9050	1-164-505-11	CERAMIC CHIP 2.2UF		16V		VD9058	1-803-974-21	VARISTOR, CHIP		(1608)	
C9077	1-162-964-11	CERAMIC CHIP 0.001UF	10.00%	50V		VD9059	1-803-974-21	VARISTOR, CHIP		(1608)	
C9078	1-165-908-11	CERAMIC CHIP 1UF	10%	10V		VD9851	1-803-974-21	VARISTOR, CHIP		(1608)	
C9079	1-162-964-11	CERAMIC CHIP 0.001UF	10.00%	50V		VD9852	1-801-925-21	VARISTOR, CHIP		(1608)	
C9080	1-165-908-11	CERAMIC CHIP 1UF	10%	10V		VD9853	1-801-925-21	VARISTOR, CHIP		(1608)	
C9081	1-162-927-11	CERAMIC CHIP 100PF	5.00%	50V							
C9082	1-162-927-11	CERAMIC CHIP 100PF	5.00%	50V							
						*A-1092-254-A H3 Board, Complete					
< CAPACITOR >						< CAPACITOR >					
C9851	1-162-927-11	CERAMIC CHIP 100PF	5.00%	50V		C9902	1-126-205-11	ELECT CHIP 47UF	20.00%	6.3V	
C9852	1-164-227-11	CERAMIC CHIP 0.022UF	10.00%	25V		C9903	1-124-779-00	ELECT CHIP 10UF	20.00%	16V	
C9853	1-162-927-11	CERAMIC CHIP 100PF	5.00%	50V		C9904	1-162-964-11	CERAMIC CHIP 0.001UF	10.00%	50V	
C9854	1-164-227-11	CERAMIC CHIP 0.022UF	10.00%	25V		C9905	1-119-667-11	CERAMIC CHIP 22UF		10V	
< CONNECTOR >						C9907	1-107-826-11	CERAMIC CHIP 0.1UF	10.00%	16V	
CN9851	1-573-290-21	PIN, CONNECTOR (1.5MM) (SMD)4P				< CONNECTOR >					
CN9855	1-766-383-11	PIN, CONNECTOR (1.5MM) (SMD)12P				CN9901	1-784-254-11	CONNECTOR 10P			
< DIODE >						< DIODE >					
D9035	8-719-977-28	DIODE DTZ10B				D9903	6-500-861-01	DIODE SML-020MVT-T86			
D9036	8-719-977-28	DIODE DTZ10B				D9906	6-500-861-01	DIODE SML-020MVT-T86			
D9037	8-719-977-28	DIODE DTZ10B				D9909	8-719-036-94	DIODE RD5.6SB-T1			
D9038	8-719-977-28	DIODE DTZ10B				D9912	8-719-064-07	DIODE SML-310LTT86			
D9058	8-719-977-28	DIODE DTZ10B				< IC >					
D9059	8-719-977-28	DIODE DTZ10B				IC9901	6-600-271-01	IC RPM7140-H8			
< SOCKET >						IC9902	6-600-418-01	IC TPS851(A.SONY)			
J9006	1-780-244-11	TERMINAL BLOCK, S(RIGHT ANGLE)				< TRANSISTOR >					
J9852	1-568-267-11	JACK				Q9902	8-729-907-00	TRANSISTOR DTC114EU			
< RESISTOR >						Q9903	8-729-907-00	TRANSISTOR DTC114EU			
R9103	1-216-811-11	METAL CHIP 150 5%	1/10W			Q9904	8-729-907-00	TRANSISTOR DTC114EU			
R9104	1-218-285-11	METAL CHIP 75 5%	1/10W			Q9905	8-729-907-00	TRANSISTOR DTC114EU			
R9105	1-216-811-11	METAL CHIP 150 5%	1/10W			Q9906	8-729-026-53	TRANSISTOR 2SA1576A-T106-QR			
R9108	1-216-811-11	METAL CHIP 150 5%	1/10W			Q9907	8-729-907-00	TRANSISTOR DTC114EU			
R9109	1-216-811-11	METAL CHIP 150 5%	1/10W			< RESISTOR >					
R9112	1-216-809-11	METAL CHIP 100 5%	1/10W			R9902	1-216-820-11	METAL CHIP 820 5%	1/10W		
R9113	1-216-809-11	METAL CHIP 100 5%	1/10W			R9903	1-216-817-11	METAL CHIP 470 5%	1/10W		
R9114	1-216-809-11	METAL CHIP 100 5%	1/10W			R9904	1-216-820-11	METAL CHIP 820 5%	1/10W		
R9116	1-216-864-11	SHORT CHIP 0				R9906	1-216-823-11	METAL CHIP 1.5K 5%	1/10W		
R9136	1-216-853-11	METAL CHIP 470K 5%	1/10W			R9907	1-216-817-11	METAL CHIP 470 5%	1/10W		
R9137	1-216-821-11	METAL CHIP 1K 5%	1/10W								
R9138	1-216-853-11	METAL CHIP 470K 5%	1/10W								
R9139	1-216-821-11	METAL CHIP 1K 5%	1/10W								
R9142	1-216-864-11	SHORT CHIP 0									

REF.NO.	PART.NO	DESCRIPTION	REMARK			REF.NO.	PART.NO	DESCRIPTION	REMARK		
R9908	1-216-805-11	METAL CHIP	47	5%	1/10W	C2551	1-125-891-11	CERAMIC CHIP 0.47UF	10.00%	10V	
R9910	1-216-821-11	METAL CHIP	1K	5%	1/10W	C2552	1-125-891-11	CERAMIC CHIP 0.47UF	10.00%	10V	
R9911	1-216-839-11	METAL CHIP	33K	5%	1/10W	C2553	1-125-891-11	CERAMIC CHIP 0.47UF	10.00%	10V	
R9912	1-216-833-11	METAL CHIP	10K	5%	1/10W	C2554	1-125-891-11	CERAMIC CHIP 0.47UF	10.00%	10V	
R9914	1-216-833-11	METAL CHIP	10K	5%	1/10W	C2555	1-125-891-11	CERAMIC CHIP 0.47UF	10.00%	10V	
R9915	1-216-837-11	METAL CHIP	22K	5%	1/10W	C2558	1-126-396-11	ELECT CHIP 47UF	20.00%	16V	
R9916	1-216-827-11	METAL CHIP	3.3K	5%	1/10W	C2559	1-125-891-11	CERAMIC CHIP 0.47UF	10.00%	10V	
R9917	1-216-817-11	METAL CHIP	470	5%	1/10W	C2560	1-125-891-11	CERAMIC CHIP 0.47UF	10.00%	10V	
R9918	1-216-864-11	SHORT CHIP	0			C2591	1-126-394-11	ELECT CHIP 10UF	20.00%	16V	
*A-1124-121-A A2E Board, Complete KLV-S23A10E						C2608	1-126-396-11	ELECT CHIP 47UF	20.00%	16V	
*A-1123-769-A A2E Board, Complete KDL-S23A12U						C2609	1-107-826-11	CERAMIC CHIP 0.1UF	10.00%	16V	
*A-1115-523-A A2E Board, Complete KLV-S26A10E/						C2610	1-107-826-11	CERAMIC CHIP 0.1UF	10.00%	16V	
KDL-S32A10E						C2611	1-126-396-11	ELECT CHIP 47UF	20.00%	16V	
*A-1106-942-A A2E Board, Complete KLV-S26A12U/						C2612	1-107-826-11	CERAMIC CHIP 0.1UF	10.00%	16V	
KDL-S32A12U						C2613	1-126-396-11	ELECT CHIP 47UF	20.00%	16V	
A2E Board, Common Parts											
< CAPACITOR >											
C2500	1-126-396-11	ELECT CHIP	47UF	20.00%	16V	C6018	1-100-566-91	CERAMIC CHIP 0.1UF	10.00%	25V	
C2501	1-107-826-11	CERAMIC CHIP	0.1UF	10.00%	16V	C6019	1-100-566-91	CERAMIC CHIP 0.1UF	10.00%	25V	
C2502	1-107-826-11	CERAMIC CHIP	0.1UF	10.00%	16V	C7800	1-162-964-11	CERAMIC CHIP 0.001UF	10.00%	50V	
C2504	1-107-826-11	CERAMIC CHIP	0.1UF	10.00%	16V	C7802	1-127-715-91	CERAMIC CHIP 0.22UF	10%	16V	
C2506	1-125-891-11	CERAMIC CHIP	0.47UF	10.00%	10V	C7803	1-127-715-91	CERAMIC CHIP 0.22UF	10%	16V	
C2507	1-162-970-11	CERAMIC CHIP	0.01UF	10.00%	25V	C7804	1-124-779-00	ELECT CHIP 10UF	20.00%	16V	
C2509	1-125-889-91	CERAMIC CHIP	2.2UF	10%	10V	C7810	1-126-204-11	ELECT CHIP 47UF	20.00%	16V	
C2510	1-164-227-11	CERAMIC CHIP	0.022UF	10.00%	25V	C7812	1-107-826-11	CERAMIC CHIP 0.1UF	10.00%	16V	
C2511	1-162-970-11	CERAMIC CHIP	0.01UF	10.00%	25V	C7813	1-124-779-00	ELECT CHIP 10UF	20.00%	16V	
C2516	1-162-970-11	CERAMIC CHIP	0.01UF	10.00%	25V	C7815	1-126-396-11	ELECT CHIP 47UF	20.00%	16V	
C2517	1-127-715-91	CERAMIC CHIP	0.22UF	10%	16V	C7817	1-164-492-11	CERAMIC CHIP 0.15UF	10.00%	16V	
C2518	1-162-915-11	CERAMIC CHIP	10PF	0.50PF	50V	C7818	1-164-004-11	CERAMIC CHIP 0.1UF	10.00%	25V	
C2519	1-126-394-11	ELECT CHIP	10UF	20.00%	16V	C7819	1-162-966-11	CERAMIC CHIP 0.0022UF	10.00%	50V	
C2520	1-107-826-11	CERAMIC CHIP	0.1UF	10.00%	16V	C7821	1-107-823-11	CERAMIC CHIP 0.47UF	10.00%	16V	
C2521	1-162-970-11	CERAMIC CHIP	0.01UF	10.00%	25V	C7822	1-107-823-11	CERAMIC CHIP 0.47UF	10.00%	16V	
C2522	1-126-396-11	ELECT CHIP	47UF	20.00%	16V	C7823	1-124-779-00	ELECT CHIP 10UF	20.00%	16V	
C2523	1-107-826-11	CERAMIC CHIP	0.1UF	10.00%	16V	C7825	1-162-906-11	CERAMIC CHIP 1.5PF	0.25PF	50V	
C2524	1-126-396-11	ELECT CHIP	47UF	20.00%	16V	C7826	1-162-966-11	CERAMIC CHIP 0.0022UF	10.00%	50V	
C2526	1-107-826-11	CERAMIC CHIP	0.1UF	10.00%	16V	C7827	1-162-966-11	CERAMIC CHIP 0.0022UF	10.00%	50V	
C2527	1-107-826-11	CERAMIC CHIP	0.1UF	10.00%	16V	C7828	1-162-966-11	CERAMIC CHIP 0.0022UF	10.00%	50V	
C2528	1-107-826-11	CERAMIC CHIP	0.1UF	10.00%	16V	C7829	1-162-966-11	CERAMIC CHIP 0.0022UF	10.00%	50V	
C2529	1-127-760-11	CERAMIC CHIP	4.7UF	10%	6.3V	C7833	1-162-906-11	CERAMIC CHIP 1.5PF	0.25PF	50V	
C2530	1-162-970-11	CERAMIC CHIP	0.01UF	10.00%	25V	C7834	1-162-927-11	CERAMIC CHIP 100PF	5.00%	50V	
C2531	1-126-396-11	ELECT CHIP	47UF	20.00%	16V	C7835	1-162-927-11	CERAMIC CHIP 100PF	5.00%	50V	
C2532	1-126-396-11	ELECT CHIP	47UF	20.00%	16V	C7836	1-162-968-11	CERAMIC CHIP 0.0047UF	10.00%	50V	
C2533	1-162-970-11	CERAMIC CHIP	0.01UF	10.00%	25V	C7838	1-126-396-11	ELECT CHIP 47UF	20.00%	16V	
C2534	1-107-826-11	CERAMIC CHIP	0.1UF	10.00%	16V	C7839	1-126-394-11	ELECT CHIP 10UF	20.00%	16V	
C2535	1-126-396-11	ELECT CHIP	47UF	20.00%	16V	C7840	1-164-004-11	CERAMIC CHIP 0.1UF	10.00%	25V	
C2536	1-107-826-11	CERAMIC CHIP	0.1UF	10.00%	16V	C7841	1-126-394-11	ELECT CHIP 10UF	20.00%	16V	
C2537	1-126-396-11	ELECT CHIP	47UF	20.00%	16V	C7842	1-164-004-11	CERAMIC CHIP 0.1UF	10.00%	25V	
C2543	1-107-826-11	CERAMIC CHIP	0.1UF	10.00%	16V	C7843	1-162-966-11	CERAMIC CHIP 0.0022UF	10.00%	50V	
C2550	1-125-891-11	CERAMIC CHIP	0.47UF	10.00%	10V	C7844	1-162-966-11	CERAMIC CHIP 0.0022UF	10.00%	50V	
						C7845	1-162-966-11	CERAMIC CHIP 0.0022UF	10.00%	50V	
						C7846	1-126-394-11	ELECT CHIP 10UF	20.00%	16V	
						C7847	1-126-394-11	ELECT CHIP 10UF	20.00%	16V	

REF.NO.	PART.NO	DESCRIPTION	REMARK	REF.NO.	PART.NO	DESCRIPTION	REMARK
C7849	1-162-928-11	CERAMIC CHIP 120PF	5.00% 50V	C7903	1-128-536-11	ELECT CHIP 100UF	20.00% 25V
C7850	1-164-004-11	CERAMIC CHIP 0.1UF	10.00% 25V	C7904	1-100-597-91	CERAMIC CHIP 0.1UF	10% 25V
C7851	1-125-891-11	CERAMIC CHIP 0.47UF	10.00% 10V	C7905	1-164-230-11	CERAMIC CHIP 220PF	5.00% 50V
C7852	1-126-396-11	ELECT CHIP 47UF	20.00% 16V	C7906	1-128-536-11	ELECT CHIP 100UF	20.00% 25V
C7853	1-164-004-11	CERAMIC CHIP 0.1UF	10.00% 25V	C7907	1-162-970-11	CERAMIC CHIP 0.01UF	10.00% 25V
C7854	1-126-394-11	ELECT CHIP 10UF	20.00% 16V	C7908	1-162-970-11	CERAMIC CHIP 0.01UF	10.00% 25V
C7855	1-127-573-11	CERAMIC CHIP 1UF	10% 16V	C7909	1-115-340-11	CERAMIC CHIP 0.22UF	10.00% 25V
C7856	1-107-826-11	CERAMIC CHIP 0.1UF	10.00% 16V	C7912	1-115-340-11	CERAMIC CHIP 0.22UF	10.00% 25V
C7857	1-127-573-11	CERAMIC CHIP 1UF	10% 16V	C7913	1-100-591-91	CERAMIC CHIP 1UF	10% 25V
C7858	1-126-394-11	ELECT CHIP 10UF	20.00% 16V	C7914	1-100-591-91	CERAMIC CHIP 1UF	10% 25V
C7859	1-127-715-91	CERAMIC CHIP 0.22UF	10% 16V	C7917	1-164-230-11	CERAMIC CHIP 220PF	5.00% 50V
C7860	1-127-715-91	CERAMIC CHIP 0.22UF	10% 16V	C7918	1-164-230-11	CERAMIC CHIP 220PF	5.00% 50V
C7861	1-126-401-21	ELECT CHIP 1UF	20.00% 50V	C7919	1-164-230-11	CERAMIC CHIP 220PF	5.00% 50V
C7864	1-107-826-11	CERAMIC CHIP 0.1UF	10.00% 16V	C7920	1-164-230-11	CERAMIC CHIP 220PF	5.00% 50V
C7865	1-107-826-11	CERAMIC CHIP 0.1UF	10.00% 16V	C7921	1-100-591-91	CERAMIC CHIP 1UF	10% 25V
C7868	1-164-492-11	CERAMIC CHIP 0.15UF	10.00% 16V	C7922	1-107-826-11	CERAMIC CHIP 0.1UF	10.00% 16V
C7869	1-100-912-11	CERAMIC CHIP 1UF	10% 25V	C7927	1-162-964-11	CERAMIC CHIP 0.001UF	10.00% 50V
C7870	1-100-912-11	CERAMIC CHIP 1UF	10% 25V	C7928	1-162-964-11	CERAMIC CHIP 0.001UF	10.00% 50V
C7871	1-100-912-11	CERAMIC CHIP 1UF	10% 25V	C7929	1-165-908-11	CERAMIC CHIP 1UF	10% 10V
C7872	1-100-912-11	CERAMIC CHIP 1UF	10% 25V	C7930	1-165-908-11	CERAMIC CHIP 1UF	10% 10V
C7873	1-100-912-11	CERAMIC CHIP 1UF	10% 25V	C7931	1-162-964-11	CERAMIC CHIP 0.001UF	10.00% 50V
C7874	1-128-953-31	ELECT 470UF	20% 25V	C7932	1-162-964-11	CERAMIC CHIP 0.001UF	10.00% 50V
C7875	1-128-536-11	ELECT CHIP 100UF	20.00% 25V	C7933	1-127-715-91	CERAMIC CHIP 0.22UF	10% 16V
C7876	1-126-394-11	ELECT CHIP 10UF	20.00% 16V	C7934	1-127-715-91	CERAMIC CHIP 0.22UF	10% 16V
C7877	1-107-826-11	CERAMIC CHIP 0.1UF	10.00% 16V	C7935	1-127-715-91	CERAMIC CHIP 0.22UF	10% 16V
C7878	1-124-779-00	ELECT CHIP 10UF	20.00% 16V	C7936	1-127-715-91	CERAMIC CHIP 0.22UF	10% 16V
C7879	1-162-919-11	CERAMIC CHIP 22PF	5.00% 50V	C8426	1-107-826-11	CERAMIC CHIP 0.1UF	10.00% 16V
C7880	1-162-919-11	CERAMIC CHIP 22PF	5.00% 50V	C8427	1-107-905-11	ELECT 4.7UF	20% 50V
C7881	1-115-340-11	CERAMIC CHIP 0.22UF	10.00% 25V	C8429	1-126-396-11	ELECT CHIP 47UF	20.00% 16V
C7882	1-115-340-11	CERAMIC CHIP 0.22UF	10.00% 25V	C8430	1-100-566-91	CERAMIC CHIP 0.1UF	10.00% 25V
C7883	1-162-970-11	CERAMIC CHIP 0.01UF	10.00% 25V	C8431	1-163-037-11	CERAMIC CHIP 0.022UF	10.00% 50V
C7884	1-162-970-11	CERAMIC CHIP 0.01UF	10.00% 25V	C8432	1-126-402-11	ELECT CHIP 2.2UF	20.00% 50V
C7885	1-128-536-11	ELECT CHIP 100UF	20.00% 25V	C8433	1-126-404-11	ELECT CHIP 4.7UF	20.00% 50V
C7886	1-100-912-11	CERAMIC CHIP 1UF	10% 25V	C8501	1-165-908-11	CERAMIC CHIP 1UF	10% 10V
C7887	1-100-912-11	CERAMIC CHIP 1UF	10% 25V	C8502	1-165-908-11	CERAMIC CHIP 1UF	10% 10V
C7888	1-162-970-11	CERAMIC CHIP 0.01UF	10.00% 25V	C8536	1-107-826-11	CERAMIC CHIP 0.1UF	10.00% 16V
C7889	1-162-970-11	CERAMIC CHIP 0.01UF	10.00% 25V	C8606	1-162-970-11	CERAMIC CHIP 0.01UF	10.00% 25V
C7890	1-128-536-11	ELECT CHIP 100UF	20.00% 25V	C8608	1-127-760-11	CERAMIC CHIP 4.7UF	10% 6.3V
C7891	1-100-912-11	CERAMIC CHIP 1UF	10% 25V	C8609	1-162-970-11	CERAMIC CHIP 0.01UF	10.00% 25V
C7892	1-100-912-11	CERAMIC CHIP 1UF	10% 25V	C8700	1-126-396-11	ELECT CHIP 47UF	20.00% 16V
C7893	1-115-340-11	CERAMIC CHIP 0.22UF	10.00% 25V	C9500	1-162-962-11	CERAMIC CHIP 470PF	10.00% 50V
C7894	1-115-340-11	CERAMIC CHIP 0.22UF	10.00% 25V	C9502	1-162-962-11	CERAMIC CHIP 470PF	10.00% 50V
C7895	1-126-396-11	ELECT CHIP 47UF	20.00% 16V	C9504	1-162-962-11	CERAMIC CHIP 470PF	10.00% 50V
C7896	1-126-396-11	ELECT CHIP 47UF	20.00% 16V	C9506	1-162-962-11	CERAMIC CHIP 470PF	10.00% 50V
C7897	1-128-536-11	ELECT CHIP 100UF	20.00% 25V	C9512	1-164-227-11	CERAMIC CHIP 0.022UF	10.00% 25V
C7898	1-162-970-11	CERAMIC CHIP 0.01UF	10.00% 25V	C9513	1-162-964-11	CERAMIC CHIP 0.001UF	10.00% 50V
C7899	1-162-970-11	CERAMIC CHIP 0.01UF	10.00% 25V	C9514	1-164-227-11	CERAMIC CHIP 0.022UF	10.00% 25V
C7900	1-100-912-11	CERAMIC CHIP 1UF	10% 25V	C9515	1-162-964-11	CERAMIC CHIP 0.001UF	10.00% 50V
C7901	1-100-912-11	CERAMIC CHIP 1UF	10% 25V	C9520	1-128-992-21	ELECT CHIP 47UF	20% 25V
C7902	1-100-597-91	CERAMIC CHIP 0.1UF	10% 25V	C9521	1-164-227-11	CERAMIC CHIP 0.022UF	10.00% 25V

REF.NO.	PART.NO	DESCRIPTION	REMARK	REF.NO.	PART.NO	DESCRIPTION	REMARK
C9522	1-162-964-11	CERAMIC CHIP 0.001UF	10.00% 50V	C9620	1-127-715-91	CERAMIC CHIP 0.22UF	10% 16V
C9523	1-164-227-11	CERAMIC CHIP 0.022UF	10.00% 25V	C9621	1-127-715-91	CERAMIC CHIP 0.22UF	10% 16V
C9524	1-162-964-11	CERAMIC CHIP 0.001UF	10.00% 50V	C9622	1-127-715-91	CERAMIC CHIP 0.22UF	10% 16V
C9539	1-128-992-21	ELECT CHIP 47UF	20% 25V	C9623	1-127-715-91	CERAMIC CHIP 0.22UF	10% 16V
C9540	1-128-992-21	ELECT CHIP 47UF	20% 25V	C9624	1-126-396-11	ELECT CHIP 47UF	20.00% 16V
C9541	1-162-970-11	CERAMIC CHIP 0.01UF	10.00% 25V	C9634	1-128-536-11	ELECT CHIP 100UF	20.00% 25V
C9542	1-128-992-21	ELECT CHIP 47UF	20% 25V	C9641	1-125-889-91	CERAMIC CHIP 2.2UF	10% 10V
C9543	1-128-992-21	ELECT CHIP 47UF	20% 25V	< CONNECTOR >			
C9559	1-125-889-91	CERAMIC CHIP 2.2UF	10% 10V	CN7801	1-573-290-21	PIN, CONNECTOR (1.5MM) (SMD) 4P	
C9560	1-125-889-91	CERAMIC CHIP 2.2UF	10% 10V	CN7802	*1-764-250-11	PIN, CONNECTOR (PC BOARD) 4P	
C9561	1-125-891-11	CERAMIC CHIP 0.47UF	10.00% 10V	CN8530	*1-819-390-21	FFC/FPC CONNECTOR (ZIF) 49P	
C9562	1-125-889-91	CERAMIC CHIP 2.2UF	10% 10V	CN8602	*1-573-768-21	PIN, CONNECTOR (1.5MM) (SMD) 5P	
C9563	1-127-715-91	CERAMIC CHIP 0.22UF	10% 16V	CN8603	1-573-806-21	PIN, CONNECTOR (1.5MM) (SMD) 6P	
C9564	1-164-156-11	CERAMIC CHIP 0.1UF	25V	CN8700	1-816-587-21	PIN, CONNECTOR (PC BOARD) 15P	
C9565	1-127-861-11	CERAMIC CHIP 2.2UF	10% 16V	CN8701	1-764-081-21	PIN, CONNECTOR (PC BOARD) 9P	
C9567	1-127-861-11	CERAMIC CHIP 2.2UF	10% 16V	CN9405	1-794-032-21	PIN, CONNECTOR (PC BOARD) 11P	
C9570	1-117-681-11	ELECT CHIP 100UF	20.00% 16V	CN9500	1-695-549-11	SOCKET, PIN 21P	
C9573	1-162-921-11	CERAMIC CHIP 33PF	5.00% 50V	CN9501	1-695-549-11	SOCKET, PIN 21P	
C9575	1-162-921-11	CERAMIC CHIP 33PF	5.00% 50V	< DIODE >			
C9576	1-126-964-11	ELECT 10UF	20.00% 50V	D2501	8-719-081-97	DIODE MMDL914T1	
C9578	1-162-925-11	CERAMIC CHIP 68PF	5.00% 50V	D2502	8-719-081-97	DIODE MMDL914T1	
C9579	1-162-925-11	CERAMIC CHIP 68PF	5.00% 50V	D2503	8-719-081-97	DIODE MMDL914T1	
C9581	1-127-861-11	CERAMIC CHIP 2.2UF	10% 16V	D6013	6-500-551-01	DIODE MM3Z11VT1	
C9583	1-127-861-11	CERAMIC CHIP 2.2UF	10% 16V	D6015	8-719-081-97	DIODE MMDL914T1	
C9586	1-127-861-11	CERAMIC CHIP 2.2UF	10% 16V	D6016	8-719-081-97	DIODE MMDL914T1	
C9587	1-127-715-91	CERAMIC CHIP 0.22UF	10% 16V	D6017	8-719-081-97	DIODE MMDL914T1	
C9588	1-127-715-91	CERAMIC CHIP 0.22UF	10% 16V	D6020	8-719-081-97	DIODE MMDL914T1	
C9589	1-162-968-11	CERAMIC CHIP 0.0047UF	10.00% 50V	D7800	8-719-081-97	DIODE MMDL914T1	
C9590	1-165-870-21	ELECT CHIP 100UF	20.00% 6.3V	D7801	8-719-977-28	DIODE DT210B	
C9591	1-162-921-11	CERAMIC CHIP 33PF	5.00% 50V	D7802	8-719-977-28	DIODE DT210B	
C9592	1-162-921-11	CERAMIC CHIP 33PF	5.00% 50V	D7804	8-719-081-97	DIODE MMDL914T1	
C9593	1-127-861-11	CERAMIC CHIP 2.2UF	10% 16V	D7807	8-719-069-60	DIODE UDZSTE-179.1B	
C9594	1-125-889-91	CERAMIC CHIP 2.2UF	10% 10V	D7808	8-719-081-97	DIODE MMDL914T1	
C9596	1-127-861-11	CERAMIC CHIP 2.2UF	10% 16V	D7809	8-719-081-97	DIODE MMDL914T1	
C9597	1-127-861-11	CERAMIC CHIP 2.2UF	10% 16V	D7810	8-719-081-97	DIODE MMDL914T1	
C9598	1-125-889-91	CERAMIC CHIP 2.2UF	10% 10V	D7811	8-719-081-97	DIODE MMDL914T1	
C9600	1-127-715-91	CERAMIC CHIP 0.22UF	10% 16V	D7812	6-500-884-01	DIODE P6SMBJ30A-5	
C9601	1-127-715-91	CERAMIC CHIP 0.22UF	10% 16V	D7813	6-500-884-01	DIODE P6SMBJ30A-5	
C9602	1-127-715-91	CERAMIC CHIP 0.22UF	10% 16V	D7816	6-500-884-01	DIODE P6SMBJ30A-5	
C9603	1-124-779-00	ELECT CHIP 10UF	20.00% 16V	D7817	6-500-884-01	DIODE P6SMBJ30A-5	
C9605	1-127-715-91	CERAMIC CHIP 0.22UF	10% 16V	D7850	8-719-081-97	DIODE MMDL914T1	
C9606	1-162-964-11	CERAMIC CHIP 0.001UF	10.00% 50V	D7860	8-719-081-97	DIODE MMDL914T1	
C9607	1-127-573-11	CERAMIC CHIP 1UF	10% 16V	D7861	8-719-081-97	DIODE MMDL914T1	
C9608	1-127-573-11	CERAMIC CHIP 1UF	10% 16V	D7862	8-719-081-97	DIODE MMDL914T1	
C9609	1-162-966-11	CERAMIC CHIP 0.0022UF	10.00% 50V	D7864	8-719-081-97	DIODE MMDL914T1	
C9610	1-162-927-11	CERAMIC CHIP 100PF	5.00% 50V	D7889	8-719-081-97	DIODE MMDL914T1	
C9614	1-127-715-91	CERAMIC CHIP 0.22UF	10% 16V	D7890	8-719-081-97	DIODE MMDL914T1	
C9615	1-127-861-11	CERAMIC CHIP 2.2UF	10% 16V	D8409	6-500-551-01	DIODE MM3Z11VT1	
C9616	1-125-889-91	CERAMIC CHIP 2.2UF	10% 10V				
C9617	1-127-861-11	CERAMIC CHIP 2.2UF	10% 16V				

REF.NO.	PART.NO	DESCRIPTION	REMARK	REF.NO.	PART.NO	DESCRIPTION	REMARK
D8410	6-500-551-01	DIODE MM3Z11VT1		FB8700	1-469-775-21	FERRITE	0UH
D8411	8-719-056-82	DIODE UDZ-TE-17-6.2B		FB8702	1-469-775-21	FERRITE	0UH
D8413	8-719-056-82	DIODE UDZ-TE-17-6.2B		FB8703	1-469-775-21	FERRITE	0UH
D9500	8-719-069-60	DIODE UDZSTE-179.1B		FB8704	1-469-775-21	FERRITE	0UH
D9501	8-719-083-63	DIODE UDZSTE-1713B		FB8705	1-469-775-21	FERRITE	0UH
D9502	8-719-069-55	DIODE UDZSTE-175.6B		FB8706	1-469-775-21	FERRITE	0UH
D9503	8-719-069-60	DIODE UDZSTE-179.1B		FB8707	1-469-775-21	FERRITE	0UH
D9504	8-719-069-55	DIODE UDZSTE-175.6B		FB8709	1-469-775-21	FERRITE	0UH
D9505	8-719-069-60	DIODE UDZSTE-179.1B		FB8710	1-469-775-21	FERRITE	0UH
D9506	8-719-069-55	DIODE UDZSTE-175.6B		FB8711	1-469-775-21	FERRITE	0UH
D9507	8-719-069-60	DIODE UDZSTE-179.1B		FB8712	1-469-775-21	FERRITE	0UH
D9508	8-719-083-63	DIODE UDZSTE-1713B		FB8713	1-469-775-21	FERRITE	0UH
D9509	8-719-069-55	DIODE UDZSTE-175.6B		FB8714	1-469-775-21	FERRITE	0UH
D9510	8-719-069-55	DIODE UDZSTE-175.6B		FB9503	1-469-324-21	FERRITE	0UH
D9511	8-719-069-60	DIODE UDZSTE-179.1B		FB9504	1-414-760-21	FERRITE	0UH
D9512	8-719-069-55	DIODE UDZSTE-175.6B		FB9505	1-414-760-21	FERRITE	0UH
D9513	8-719-069-60	DIODE UDZSTE-179.1B		< FILTER >			
D9514	8-719-069-55	DIODE UDZSTE-175.6B		FL2500	1-233-765-21	FILTER	
D9534	8-719-069-55	DIODE UDZSTE-175.6B		< IC >			
D9537	8-719-069-55	DIODE UDZSTE-175.6B		IC2500	6-706-475-01	IC TC7SET02FU(T5RSOJF)	
D9543	8-719-081-97	DIODE MMDL914T1		IC2501	8-753-212-10	IC CXA2163AQ-T6	
D9601	8-719-081-98	DIODE MM3Z6V8T1		IC2504	6-704-465-01	IC MC74LVX8053DTR2	
D9602	8-719-081-98	DIODE MM3Z6V8T1		IC2506	6-704-465-01	IC MC74LVX8053DTR2	
D9603	8-719-081-98	DIODE MM3Z6V8T1		IC2507	8-759-524-24	IC TC7WT241FU(TE12R)	
D9604	8-719-081-97	DIODE MMDL914T1		IC7803	6-705-679-01	IC RC4558PWR	
D9605	8-719-081-97	DIODE MMDL914T1		IC7804	6-708-261-01	IC MSP4411K-QA-D5-001	
D9606	8-719-081-97	DIODE MMDL914T1		IC7806	6-705-679-01	IC RC4558PWR	
< FERRITE BEAD >				IC7808	8-759-359-49	IC NJM3414AV(TE2)	
FB7800	1-414-760-21	FERRITE	0UH	IC7809	6-707-708-01	IC TPA3004D2PHPR	
FB7801	1-414-760-21	FERRITE	0UH	IC8401	8-749-925-00	IC TK11819MTL	
FB7802	1-500-230-21	FERRITE	0UH	IC8500	8-752-072-94	IC CXA1875AM-T4	
FB7803	1-500-230-21	FERRITE	0UH	IC8503	8-752-072-94	IC CXA1875AM-T4	
FB7804	1-500-230-21	FERRITE	0UH	IC9500	8-752-089-33	IC CXA2069Q-TL	
FB7805	1-500-230-21	FERRITE	0UH	IC9501	8-759-514-57	IC BA7046F	
FB7806	1-500-230-21	FERRITE	0UH	< SOCKET >			
FB7807	1-500-230-21	FERRITE	0UH	J7800	1-507-792-00	JACK	
FB7808	1-500-230-21	FERRITE	0UH	J7801	1-793-725-11	JACK BLOCK, PIN 2P	
FB7809	1-500-230-21	FERRITE	0UH	J9153	1-815-015-11	JACK BLOCK, PIN	
FB7810	1-469-185-11	FERRITE	0UH	< COIL >			
FB7811	1-469-185-11	FERRITE	0UH	L2500	1-412-058-11	INDUCTOR	10UH
FB7812	1-469-185-11	FERRITE	0UH	L2504	1-412-029-11	INDUCTOR	10UH
FB7813	1-469-185-11	FERRITE	0UH	L2506	1-412-058-11	INDUCTOR	10UH
FB8606	1-469-775-21	FERRITE	0UH	L2507	1-412-029-11	INDUCTOR	10UH
FB8607	1-414-445-11	FERRITE	0UH	L2508	1-412-029-11	INDUCTOR	10UH
FB8609	1-414-445-11	FERRITE	0UH	L2509	1-412-058-11	INDUCTOR	10UH
FB8610	1-414-445-11	FERRITE	0UH				
FB8611	1-414-445-11	FERRITE	0UH				
FB8622	1-414-445-11	FERRITE	0UH				

Note : The components identified by shading and marked Δ are critical for safety. Replace only with the part numbers specified in the parts list.

A2E

REF.NO.	PART.NO	DESCRIPTION	REMARK	REF.NO.	PART.NO	DESCRIPTION	REMARK
L2510	1-412-058-11	INDUCTOR	10UH	Q6008	6-550-549-01	TRANSISTOR DTC114EUAFT106	
L2511	1-412-029-11	INDUCTOR	10UH	Q6010	6-550-549-01	TRANSISTOR DTC114EUAFT106	
L2512	1-412-029-11	INDUCTOR	10UH	Q7801	8-729-010-29	TRANSISTOR MSD601-RST1	
L2513	1-412-029-11	INDUCTOR	10UH	Q7802	8-729-010-29	TRANSISTOR MSD601-RST1	
L7803	1-412-058-11	INDUCTOR	10UH	Q7804	8-729-010-29	TRANSISTOR MSD601-RST1	
L7805	1-412-990-41	INDUCTOR	8.2UH	Q7805	8-729-010-29	TRANSISTOR MSD601-RST1	
L7806	1-412-058-11	INDUCTOR	10UH	Q7806	8-729-010-29	TRANSISTOR MSD601-RST1	
L7807	1-412-058-11	INDUCTOR	10UH	Q7808	8-729-905-35	TRANSISTOR 2SC4081-R	
L7809	1-406-663-21	INDUCTOR	47UH	Q7809	6-550-076-01	TRANSISTOR MUN5213T1	
L7810	1-400-472-11	INDUCTOR	33UH	Q7810	8-729-010-29	TRANSISTOR MSD601-RST1	
L7811	1-400-472-11	INDUCTOR	33UH	Q7811	8-729-010-05	TRANSISTOR MSB709-RT1	
L7812	1-400-472-11	INDUCTOR	33UH	Q7812	8-729-920-21	TRANSISTOR DTC314TK-T-146	
L7813	1-400-472-11	INDUCTOR	33UH	Q7813	8-729-920-21	TRANSISTOR DTC314TK-T-146	
L8401	1-469-528-91	INDUCTOR	100UH	Q7814	6-550-076-01	TRANSISTOR MUN5213T1	
L8402	1-412-550-11	INDUCTOR	1.2MH	Q7815	6-550-585-01	TRANSISTOR 2PC4081R-115	
L8700	1-412-029-11	INDUCTOR	10UH	Q7816	6-550-076-01	TRANSISTOR MUN5213T1	
L9500	1-412-029-11	INDUCTOR	10UH	Q7817	8-729-905-35	TRANSISTOR 2SC4081-R	
L9503	1-414-580-21	INDUCTOR	100NH	Q7818	8-729-026-53	TRANSISTOR 2SA1576A-T106-QR	
L9504	1-414-580-21	INDUCTOR	100NH	Q7819	8-729-029-00	TRANSISTOR DTC115EUA-T106	
L9505	1-414-580-21	INDUCTOR	100NH	Q7820	8-729-010-29	TRANSISTOR MSD601-RST1	
L9506	1-412-029-11	INDUCTOR	10UH	Q7821	8-729-010-29	TRANSISTOR MSD601-RST1	
L9508	1-412-979-21	INDUCTOR	1UH	Q7822	8-729-010-29	TRANSISTOR MSD601-RST1	
L9509	1-412-029-11	INDUCTOR	10UH	Q7823	8-729-026-53	TRANSISTOR 2SA1576A-T106-QR	
L9510	1-412-030-11	INDUCTOR	22UH	Q7824	8-729-026-53	TRANSISTOR 2SA1576A-T106-QR	
L9511	1-412-029-11	INDUCTOR	10UH	Q7825	8-729-026-53	TRANSISTOR 2SA1576A-T106-QR	
< PROTECTOR MODULE >				Q7826	8-729-026-53	TRANSISTOR 2SA1576A-T106-QR	
PS7800 Δ	1-533-596-11	IC LINK	4A 90V	Q7827	8-729-905-35	TRANSISTOR 2SC4081-R	
PS8401 Δ	1-576-646-11	FUSE	0.5A 50V	Q7829	8-729-010-05	TRANSISTOR MSB709-RT1	
< TRANSISTOR >				Q7830	8-729-010-05	TRANSISTOR MSB709-RT1	
Q2501	8-729-010-05	TRANSISTOR MSB709-RT1		Q7831	8-729-010-05	TRANSISTOR MSB709-RT1	
Q2502	8-729-010-05	TRANSISTOR MSB709-RT1		Q7832	8-729-010-05	TRANSISTOR MSB709-RT1	
Q2503	8-729-010-05	TRANSISTOR MSB709-RT1		Q7833	8-729-010-05	TRANSISTOR MSB709-RT1	
Q2504	8-729-010-05	TRANSISTOR MSB709-RT1		Q7834	8-729-010-05	TRANSISTOR MSB709-RT1	
Q2505	8-729-010-29	TRANSISTOR MSD601-RST1		Q8403	8-729-026-53	TRANSISTOR 2SA1576A-T106-QR	
Q2506	8-729-029-00	TRANSISTOR DTC115EUA-T106		Q8404	8-729-905-35	TRANSISTOR 2SC4081-R	
Q2508	8-729-029-00	TRANSISTOR DTC115EUA-T106		Q8490	8-729-010-29	TRANSISTOR MSD601-RST1	
Q2509	8-729-010-29	TRANSISTOR MSD601-RST1		Q8500	8-729-028-73	TRANSISTOR DTA114EUA-T106	
Q2510	8-729-010-29	TRANSISTOR MSD601-RST1		Q8504	8-729-905-35	TRANSISTOR 2SC4081-R	
Q2511	8-729-122-63	TRANSISTOR 2SA1226-E4		Q8505	8-729-905-35	TRANSISTOR 2SC4081-R	
Q2512	8-729-122-63	TRANSISTOR 2SA1226-E4		Q8506	8-729-028-73	TRANSISTOR DTA114EUA-T106	
Q2513	8-729-010-29	TRANSISTOR MSD601-RST1		Q8507	6-550-549-01	TRANSISTOR DTC114EUAFT106	
Q2514	8-729-010-29	TRANSISTOR MSD601-RST1		Q8601	8-729-029-00	TRANSISTOR DTC115EUA-T106	
Q2515	8-729-122-63	TRANSISTOR 2SA1226-E4		Q8615	8-729-905-35	TRANSISTOR 2SC4081-R	
Q2617	8-729-117-73	TRANSISTOR 2SC4178-F14		Q8616	6-550-549-01	TRANSISTOR DTC114EUAFT106	
Q2618	8-729-117-73	TRANSISTOR 2SC4178-F14		Q9500	8-729-010-29	TRANSISTOR MSD601-RST1	
Q2619	8-729-117-73	TRANSISTOR 2SC4178-F14		Q9508	8-729-010-29	TRANSISTOR MSD601-RST1	
Q6006	6-550-363-01	TRANSISTOR 2SB1690KT146		Q9509	8-729-010-29	TRANSISTOR MSD601-RST1	
Q6007	8-729-045-62	TRANSISTOR 2SK2158-T2B		Q9510	8-729-927-99	TRANSISTOR 2SC4617R	
				Q9511	8-729-927-99	TRANSISTOR 2SC4617R	
				Q9512	8-729-120-28	TRANSISTOR 2SC1623-L5L6	

REF.NO.	PART.NO	DESCRIPTION	REMARK			REF.NO.	PART.NO	DESCRIPTION	REMARK		
Q9513	8-729-010-05	TRANSISTOR MSB709-RT1				R2564	1-216-833-11	METAL CHIP	10K	5%	1/10W
Q9514	8-729-120-28	TRANSISTOR 2SC1623-L5L6				R2565	1-216-833-11	METAL CHIP	10K	5%	1/10W
Q9515	8-729-120-28	TRANSISTOR 2SC1623-L5L6				R2566	1-216-833-11	METAL CHIP	10K	5%	1/10W
Q9601	8-729-010-29	TRANSISTOR MSD601-RST1				R2567	1-216-864-11	SHORT CHIP	0		
						R2568	1-216-864-11	SHORT CHIP	0		
	< RESISTOR >										
R2500	1-216-864-11	SHORT CHIP	0			R2569	1-216-864-11	SHORT CHIP	0		
R2501	1-216-809-11	METAL CHIP	100	5%	1/10W	R2571	1-216-864-11	SHORT CHIP	0		
R2502	1-216-809-11	METAL CHIP	100	5%	1/10W	R2573	1-216-829-11	METAL CHIP	4.7K	5%	1/10W
R2503	1-216-821-11	METAL CHIP	1K	5%	1/10W	R2574	1-216-833-11	METAL CHIP	10K	5%	1/10W
R2506	1-216-838-11	METAL CHIP	27K	5%	1/10W	R2575	1-216-864-11	SHORT CHIP	0		
R2507	1-216-864-11	SHORT CHIP	0			R2576	1-216-864-11	SHORT CHIP	0		
R2508	1-216-828-11	METAL CHIP	3.9K	5%	1/10W	R2577	1-216-864-11	SHORT CHIP	0		
R2511	1-216-833-11	METAL CHIP	10K	5%	1/10W	R2578	1-216-833-11	METAL CHIP	10K	5%	1/10W
R2512	1-216-833-11	METAL CHIP	10K	5%	1/10W	R2579	1-216-833-11	METAL CHIP	10K	5%	1/10W
R2513	1-216-833-11	METAL CHIP	10K	5%	1/10W	R2580	1-216-833-11	METAL CHIP	10K	5%	1/10W
R2514	1-216-864-11	SHORT CHIP	0			R2581	1-216-833-11	METAL CHIP	10K	5%	1/10W
R2515	1-216-817-11	METAL CHIP	470	5%	1/10W	R2582	1-216-833-11	METAL CHIP	10K	5%	1/10W
R2517	1-216-821-11	METAL CHIP	1K	5%	1/10W	R2583	1-216-833-11	METAL CHIP	10K	5%	1/10W
R2518	1-216-864-11	SHORT CHIP	0			R2584	1-216-864-11	SHORT CHIP	0		
R2519	1-216-864-11	SHORT CHIP	0			R2586	1-216-833-11	METAL CHIP	10K	5%	1/10W
R2520	1-216-864-11	SHORT CHIP	0			R2587	1-216-864-11	SHORT CHIP	0		
R2521	1-216-864-11	SHORT CHIP	0			R2588	1-216-864-11	SHORT CHIP	0		
R2522	1-218-867-11	METAL CHIP	6.8K	0.5%	1/10W	R2589	1-216-829-11	METAL CHIP	4.7K	5%	1/10W
R2523	1-216-864-11	SHORT CHIP	0			R2590	1-216-829-11	METAL CHIP	4.7K	5%	1/10W
R2524	1-218-867-11	METAL CHIP	6.8K	0.5%	1/10W	R2591	1-216-809-11	METAL CHIP	100	5%	1/10W
R2528	1-216-864-11	SHORT CHIP	0			R2592	1-216-833-11	METAL CHIP	10K	5%	1/10W
R2529	1-216-864-11	SHORT CHIP	0			R2593	1-216-809-11	METAL CHIP	100	5%	1/10W
R2530	1-216-820-11	METAL CHIP	820	5%	1/10W	R2594	1-216-833-11	METAL CHIP	10K	5%	1/10W
R2531	1-216-818-11	METAL CHIP	560	5%	1/10W	R2595	1-216-821-11	METAL CHIP	1K	5%	1/10W
R2534	1-216-864-11	SHORT CHIP	0			R2596	1-216-829-11	METAL CHIP	4.7K	5%	1/10W
R2535	1-216-809-11	METAL CHIP	100	5%	1/10W	R2597	1-218-867-11	METAL CHIP	6.8K	0.5%	1/10W
R2537	1-216-809-11	METAL CHIP	100	5%	1/10W	R2598	1-216-833-11	METAL CHIP	10K	5%	1/10W
R2538	1-216-809-11	METAL CHIP	100	5%	1/10W	R2599	1-216-809-11	METAL CHIP	100	5%	1/10W
R2539	1-216-809-11	METAL CHIP	100	5%	1/10W	R2600	1-216-833-11	METAL CHIP	10K	5%	1/10W
R2540	1-216-809-11	METAL CHIP	100	5%	1/10W	R2601	1-216-833-11	METAL CHIP	10K	5%	1/10W
R2542	1-216-809-11	METAL CHIP	100	5%	1/10W	R2602	1-216-833-11	METAL CHIP	10K	5%	1/10W
R2544	1-216-830-11	METAL CHIP	5.6K	5%	1/10W	R2604	1-216-857-11	METAL CHIP	1M	5%	1/10W
R2545	1-216-817-11	METAL CHIP	470	5%	1/10W	R2605	1-216-864-11	SHORT CHIP	0		
R2546	1-216-825-11	METAL CHIP	2.2K	5%	1/10W	R2607	1-216-864-11	SHORT CHIP	0		
R2547	1-216-825-11	METAL CHIP	2.2K	5%	1/10W	R2608	1-216-864-11	SHORT CHIP	0		
R2548	1-216-811-11	METAL CHIP	150	5%	1/10W	R2615	1-216-864-11	SHORT CHIP	0		
R2549	1-211-985-11	METAL CHIP	47	0.5%	1/10W	R2616	1-216-864-11	SHORT CHIP	0		
R2556	1-216-833-11	METAL CHIP	10K	5%	1/10W	R2618	1-216-864-11	SHORT CHIP	0		
R2558	1-216-864-11	SHORT CHIP	0			R2652	1-216-801-11	METAL CHIP	22	5%	1/10W
R2559	1-216-864-11	SHORT CHIP	0			R2654	1-216-817-11	METAL CHIP	470	5%	1/10W
R2560	1-216-864-11	SHORT CHIP	0			R2655	1-216-805-11	METAL CHIP	47	5%	1/10W
R2561	1-216-864-11	SHORT CHIP	0			R2656	1-216-864-11	SHORT CHIP	0		
R2562	1-216-833-11	METAL CHIP	10K	5%	1/10W	R2658	1-216-817-11	METAL CHIP	470	5%	1/10W
R2563	1-216-833-11	METAL CHIP	10K	5%	1/10W	R2659	1-216-805-11	METAL CHIP	47	5%	1/10W
						R2661	1-216-864-11	SHORT CHIP	0		

REF.NO.	PART.NO	DESCRIPTION	REMARK			REF.NO.	PART.NO	DESCRIPTION	REMARK		
R2663	1-216-813-11	METAL CHIP	220	5%	1/10W	R7844	1-216-845-11	METAL CHIP	100K	5%	1/10W
R2664	1-216-805-11	METAL CHIP	47	5%	1/10W	R7846	1-216-864-11	SHORT CHIP	0		
R2665	1-216-809-11	METAL CHIP	100	5%	1/10W	R7847	1-216-836-11	METAL CHIP	18K	5%	1/10W
R2667	1-216-813-11	METAL CHIP	220	5%	1/10W	R7848	1-216-839-11	METAL CHIP	33K	5%	1/10W
R2668	1-216-805-11	METAL CHIP	47	5%	1/10W	R7849	1-218-841-11	METAL CHIP	560	0.5%	1/10W
R2669	1-216-809-11	METAL CHIP	100	5%	1/10W	R7851	1-216-833-11	METAL CHIP	10K	5%	1/10W
R2671	1-216-813-11	METAL CHIP	220	5%	1/10W	R7852	1-216-833-11	METAL CHIP	10K	5%	1/10W
R2672	1-216-805-11	METAL CHIP	47	5%	1/10W	R7853	1-216-833-11	METAL CHIP	10K	5%	1/10W
R2680	1-216-864-11	SHORT CHIP	0			R7854	1-216-864-11	SHORT CHIP	0		
R2682	1-216-817-11	METAL CHIP	470	5%	1/10W	R7856	1-216-864-11	SHORT CHIP	0		
R2683	1-216-805-11	METAL CHIP	47	5%	1/10W	R7857	1-216-821-11	METAL CHIP	1K	5%	1/10W
R6031	1-216-845-11	METAL CHIP	100K	5%	1/10W	R7859	1-218-866-11	METAL CHIP	6.2K	0.5%	1/10W
R6032	1-218-895-11	METAL CHIP	100K	0.5%	1/10W	R7860	1-218-866-11	METAL CHIP	6.2K	0.5%	1/10W
R6035	1-216-827-11	METAL CHIP	3.3K	5%	1/10W	R7861	1-216-864-11	SHORT CHIP	0		
R6036	1-216-818-11	METAL CHIP	560	5%	1/10W	R7864	1-216-805-11	METAL CHIP	47	5%	1/10W
R6043	1-218-867-11	METAL CHIP	6.8K	0.5%	1/10W	R7865	1-216-821-11	METAL CHIP	1K	5%	1/10W
R6044	1-218-867-11	METAL CHIP	6.8K	0.5%	1/10W	R7866	1-218-866-11	METAL CHIP	6.2K	0.5%	1/10W
R6046	1-216-864-11	SHORT CHIP	0			R7867	1-218-866-11	METAL CHIP	6.2K	0.5%	1/10W
R6047	1-216-864-11	SHORT CHIP	0			R7869	1-216-834-11	METAL CHIP	12K	5%	1/10W
R6048	1-216-864-11	SHORT CHIP	0			R7871	1-216-833-11	METAL CHIP	10K	5%	1/10W
R6049	1-216-864-11	SHORT CHIP	0			R7872	1-216-853-11	METAL CHIP	470K	5%	1/10W
R6050	1-216-833-11	METAL CHIP	10K	5%	1/10W	R7873	1-216-864-11	SHORT CHIP	0		
R6051	1-216-845-11	METAL CHIP	100K	5%	1/10W	R7874	1-216-864-11	SHORT CHIP	0		
R6055	1-216-864-11	SHORT CHIP	0			R7875	1-216-833-11	METAL CHIP	10K	5%	1/10W
R6056	1-216-864-11	SHORT CHIP	0			R7876	1-216-825-11	METAL CHIP	2.2K	5%	1/10W
R7800	1-216-833-11	METAL CHIP	10K	5%	1/10W	R7877	1-216-837-11	METAL CHIP	22K	5%	1/10W
R7801	1-216-841-11	METAL CHIP	47K	5%	1/10W	R7878	1-218-869-11	METAL CHIP	8.2K	0.5%	1/10W
R7802	1-216-841-11	METAL CHIP	47K	5%	1/10W	R7879	1-218-890-11	METAL CHIP	62K	0.5%	1/10W
R7803	1-216-833-11	METAL CHIP	10K	5%	1/10W	R7880	1-216-833-11	METAL CHIP	10K	5%	1/10W
R7804	1-216-833-11	METAL CHIP	10K	5%	1/10W	R7881	1-216-837-11	METAL CHIP	22K	5%	1/10W
R7805	1-216-829-11	METAL CHIP	4.7K	5%	1/10W	R7882	1-218-890-11	METAL CHIP	62K	0.5%	1/10W
R7809	1-216-832-11	METAL CHIP	8.2K	5%	1/10W	R7883	1-218-869-11	METAL CHIP	8.2K	0.5%	1/10W
R7810	1-216-864-11	SHORT CHIP	0			R7884	1-216-833-11	METAL CHIP	10K	5%	1/10W
R7811	1-216-840-11	METAL CHIP	39K	5%	1/10W	R7885	1-216-837-11	METAL CHIP	22K	5%	1/10W
R7812	1-216-840-11	METAL CHIP	39K	5%	1/10W	R7886	1-216-837-11	METAL CHIP	22K	5%	1/10W
R7813	1-216-832-11	METAL CHIP	8.2K	5%	1/10W	R7887	1-216-838-11	METAL CHIP	27K	5%	1/10W
R7814	1-216-864-11	SHORT CHIP	0			R7888	1-216-825-11	METAL CHIP	2.2K	5%	1/10W
R7815	1-216-864-11	SHORT CHIP	0			R7889	1-216-833-11	METAL CHIP	10K	5%	1/10W
R7821	1-216-845-11	METAL CHIP	100K	5%	1/10W	R7895	1-216-829-11	METAL CHIP	4.7K	5%	1/10W
R7828	1-216-836-11	METAL CHIP	18K	5%	1/10W	R7896	1-216-864-11	SHORT CHIP	0		
R7829	1-216-839-11	METAL CHIP	33K	5%	1/10W	R7897	1-216-829-11	METAL CHIP	4.7K	5%	1/10W
R7830	1-218-841-11	METAL CHIP	560	0.5%	1/10W	R7898	1-216-833-11	METAL CHIP	10K	5%	1/10W
R7835	1-216-825-11	METAL CHIP	2.2K	5%	1/10W	R7899	1-216-833-11	METAL CHIP	10K	5%	1/10W
R7836	1-216-853-11	METAL CHIP	470K	5%	1/10W	R7900	1-216-845-11	METAL CHIP	100K	5%	1/10W
R7837	1-216-825-11	METAL CHIP	2.2K	5%	1/10W	R7901	1-216-864-11	SHORT CHIP	0		
R7838	1-216-833-11	METAL CHIP	10K	5%	1/10W	R7902	1-216-864-11	SHORT CHIP	0		
R7839	1-216-853-11	METAL CHIP	470K	5%	1/10W	R7903	1-216-842-11	METAL CHIP	56K	5%	1/10W
R7840	1-216-809-11	METAL CHIP	100	5%	1/10W	R7904	1-216-842-11	METAL CHIP	56K	5%	1/10W
R7841	1-216-833-11	METAL CHIP	10K	5%	1/10W	R7905	1-216-864-11	SHORT CHIP	0		
R7843	1-216-809-11	METAL CHIP	100	5%	1/10W	R7906	1-216-825-11	METAL CHIP	2.2K	5%	1/10W

REF.NO.	PART.NO	DESCRIPTION	REMARK			REF.NO.	PART.NO	DESCRIPTION	REMARK		
R7907	1-216-825-11	METAL CHIP	2.2K	5%	1/10W	R7964	1-216-864-11	SHORT CHIP	0		
R7908	1-216-833-11	METAL CHIP	10K	5%	1/10W	R7965	1-216-853-11	METAL CHIP	470K	5%	1/10W
R7909	1-216-833-11	METAL CHIP	10K	5%	1/10W	R7966	1-216-853-11	METAL CHIP	470K	5%	1/10W
R7910	1-216-825-11	METAL CHIP	2.2K	5%	1/10W	R7967	1-216-821-11	METAL CHIP	1K	5%	1/10W
R7911	1-216-821-11	METAL CHIP	1K	5%	1/10W	R7968	1-216-821-11	METAL CHIP	1K	5%	1/10W
R7912	1-216-845-11	METAL CHIP	100K	5%	1/10W	R7973	1-216-833-11	METAL CHIP	10K	5%	1/10W
R7913	1-216-864-11	SHORT CHIP	0			R7977	1-216-864-11	SHORT CHIP	0		
R7914	1-216-845-11	METAL CHIP	100K	5%	1/10W	R7979	1-216-864-11	SHORT CHIP	0		
R7915	1-216-845-11	METAL CHIP	100K	5%	1/10W	R7981	1-216-864-11	SHORT CHIP	0		
R7917	1-216-864-11	SHORT CHIP	0			R7983	1-216-864-11	SHORT CHIP	0		
R7919	1-216-864-11	SHORT CHIP	0			R7985	1-216-845-11	METAL CHIP	100K	5%	1/10W
R7921	1-218-873-11	METAL CHIP	12K	0.5%	1/10W	R7986	1-216-845-11	METAL CHIP	100K	5%	1/10W
R7922	1-216-845-11	METAL CHIP	100K	5%	1/10W	R7991	1-216-864-11	SHORT CHIP	0		
R7923	1-216-826-11	METAL CHIP	2.7K	5%	1/10W	R7995	1-216-841-11	METAL CHIP	47K	5%	1/10W
R7924	1-216-846-11	METAL CHIP	120K	5%	1/10W	R7996	1-216-841-11	METAL CHIP	47K	5%	1/10W
R7925	1-216-833-11	METAL CHIP	10K	5%	1/10W	R7997	1-216-864-11	SHORT CHIP	0		
R7926	1-216-833-11	METAL CHIP	10K	5%	1/10W	R7998	1-216-864-11	SHORT CHIP	0		
R7927	1-216-846-11	METAL CHIP	120K	5%	1/10W	R7999	1-216-864-11	SHORT CHIP	0		
R7928	1-216-845-11	METAL CHIP	100K	5%	1/10W	R8000	1-216-864-11	SHORT CHIP	0		
R7929	1-216-826-11	METAL CHIP	2.7K	5%	1/10W	R8003	1-216-833-11	METAL CHIP	10K	5%	1/10W
R7930	1-216-829-11	METAL CHIP	4.7K	5%	1/10W	R8004	1-216-833-11	METAL CHIP	10K	5%	1/10W
R7931	1-216-829-11	METAL CHIP	4.7K	5%	1/10W	R8010	1-216-837-11	METAL CHIP	22K	5%	1/10W
R7932	1-216-845-11	METAL CHIP	100K	5%	1/10W	R8011	1-216-837-11	METAL CHIP	22K	5%	1/10W
R7933	1-216-864-11	SHORT CHIP	0			R8012	1-216-837-11	METAL CHIP	22K	5%	1/10W
R7934	1-216-864-11	SHORT CHIP	0			R8013	1-216-837-11	METAL CHIP	22K	5%	1/10W
R7935	1-216-829-11	METAL CHIP	4.7K	5%	1/10W	R8019	1-216-864-11	SHORT CHIP	0		
R7936	1-216-829-11	METAL CHIP	4.7K	5%	1/10W	R8021	1-216-864-11	SHORT CHIP	0		
R7937	1-216-813-11	METAL CHIP	220	5%	1/10W	R8200	1-216-864-11	SHORT CHIP	0		
R7938	1-216-845-11	METAL CHIP	100K	5%	1/10W	R8201	1-216-864-11	SHORT CHIP	0		
R7940	1-216-813-11	METAL CHIP	220	5%	1/10W	R8202	1-216-864-11	SHORT CHIP	0		
R7941	1-216-845-11	METAL CHIP	100K	5%	1/10W	R8203	1-216-864-11	SHORT CHIP	0		
R7943	1-216-864-11	SHORT CHIP	0			R8204	1-216-864-11	SHORT CHIP	0		
R7944	1-216-864-11	SHORT CHIP	0			R8205	1-216-864-11	SHORT CHIP	0		
R7945	1-216-864-11	SHORT CHIP	0			R8206	1-216-864-11	SHORT CHIP	0		
R7946	1-216-846-11	METAL CHIP	120K	5%	1/10W	R8207	1-216-864-11	SHORT CHIP	0		
R7947	1-216-845-11	METAL CHIP	100K	5%	1/10W	R8208	1-216-864-11	SHORT CHIP	0		
R7948	1-216-864-11	SHORT CHIP	0			R8209	1-216-864-11	SHORT CHIP	0		
R7949	1-216-864-11	SHORT CHIP	0			R8210	1-216-864-11	SHORT CHIP	0		
R7951	1-216-845-11	METAL CHIP	100K	5%	1/10W	R8211	1-216-864-11	SHORT CHIP	0		
R7952	1-216-845-11	METAL CHIP	100K	5%	1/10W	R8212	1-216-864-11	SHORT CHIP	0		
R7953	1-216-845-11	METAL CHIP	100K	5%	1/10W	R8213	1-216-864-11	SHORT CHIP	0		
R7954	1-216-845-11	METAL CHIP	100K	5%	1/10W	R8214	1-216-864-11	SHORT CHIP	0		
R7956	1-216-845-11	METAL CHIP	100K	5%	1/10W	R8215	1-216-864-11	SHORT CHIP	0		
R7957	1-216-845-11	METAL CHIP	100K	5%	1/10W	R8433	1-216-821-11	METAL CHIP	1K	5%	1/10W
R7958	1-216-833-11	METAL CHIP	10K	5%	1/10W	R8434	1-216-821-11	METAL CHIP	1K	5%	1/10W
R7959	1-216-845-11	METAL CHIP	100K	5%	1/10W	R8436	1-216-821-11	METAL CHIP	1K	5%	1/10W
R7960	1-216-864-11	SHORT CHIP	0			R8437	1-218-692-11	METAL CHIP	1K	0.5%	1/10W
R7961	1-216-845-11	METAL CHIP	100K	5%	1/10W	R8438	1-216-805-11	METAL CHIP	47	5%	1/10W
R7962	1-216-842-11	METAL CHIP	56K	5%	1/10W	R8439	1-216-805-11	METAL CHIP	47	5%	1/10W
R7963	1-216-864-11	SHORT CHIP	0			R8441	1-216-833-11	METAL CHIP	10K	5%	1/10W

REF.NO.	PART.NO	DESCRIPTION	REMARK			REF.NO.	PART.NO	DESCRIPTION	REMARK		
R8442	1-216-833-11	METAL CHIP	10K	5%	1/10W	R8596	1-216-864-11	SHORT CHIP	0		
R8498	1-216-833-11	METAL CHIP	10K	5%	1/10W	R8597	1-216-864-11	SHORT CHIP	0		
R8499	1-216-829-11	METAL CHIP	4.7K	5%	1/10W	R8598	1-216-864-11	SHORT CHIP	0		
R8500	1-216-833-11	METAL CHIP	10K	5%	1/10W	R8605	1-216-825-11	METAL CHIP	2.2K	5%	1/10W
R8515	1-216-833-11	METAL CHIP	10K	5%	1/10W	R8613	1-216-809-11	METAL CHIP	100	5%	1/10W
R8529	1-216-864-11	SHORT CHIP	0			R8617	1-216-864-11	SHORT CHIP	0		
R8530	1-216-864-11	SHORT CHIP	0			R8618	1-216-864-11	SHORT CHIP	0		
R8531	1-216-864-11	SHORT CHIP	0			R8619	1-216-843-11	METAL CHIP	68K	5%	1/10W
R8532	1-216-864-11	SHORT CHIP	0			R8620	1-216-851-11	METAL CHIP	330K	5%	1/10W
R8533	1-216-864-11	SHORT CHIP	0			R8622	1-216-833-11	METAL CHIP	10K	5%	1/10W
R8534	1-216-864-11	SHORT CHIP	0			R8623	1-216-833-11	METAL CHIP	10K	5%	1/10W
R8535	1-216-864-11	SHORT CHIP	0			R8624	1-216-835-11	METAL CHIP	15K	5%	1/10W
R8536	1-216-829-11	METAL CHIP	4.7K	5%	1/10W	R8625	1-216-864-11	SHORT CHIP	0		
R8538	1-216-864-11	SHORT CHIP	0			R8700	1-216-864-11	SHORT CHIP	0		
R8539	1-216-864-11	SHORT CHIP	0			R8701	1-216-864-11	SHORT CHIP	0		
R8540	1-216-864-11	SHORT CHIP	0			R8702	1-216-864-11	SHORT CHIP	0		
R8541	1-216-864-11	SHORT CHIP	0			R8703	1-216-864-11	SHORT CHIP	0		
R8542	1-216-864-11	SHORT CHIP	0			R8704	1-216-864-11	SHORT CHIP	0		
R8543	1-216-864-11	SHORT CHIP	0			R9401	1-216-864-11	SHORT CHIP	0		
R8544	1-216-864-11	SHORT CHIP	0			R9402	1-216-864-11	SHORT CHIP	0		
R8545	1-216-829-11	METAL CHIP	4.7K	5%	1/10W	R9407	1-216-864-11	SHORT CHIP	0		
R8546	1-216-833-11	METAL CHIP	10K	5%	1/10W	R9408	1-216-864-11	SHORT CHIP	0		
R8547	1-216-833-11	METAL CHIP	10K	5%	1/10W	R9409	1-216-864-11	SHORT CHIP	0		
R8548	1-216-864-11	SHORT CHIP	0			R9500	1-216-864-11	SHORT CHIP	0		
R8549	1-216-864-11	SHORT CHIP	0			R9501	1-216-864-11	SHORT CHIP	0		
R8564	1-216-864-11	SHORT CHIP	0			R9503	1-216-815-11	METAL CHIP	330	5%	1/10W
R8565	1-216-864-11	SHORT CHIP	0			R9504	1-216-049-11	RES-CHIP	1K	5%	1/10W
R8566	1-216-864-11	SHORT CHIP	0			R9505	1-216-813-11	METAL CHIP	220	5%	1/10W
R8567	1-216-864-11	SHORT CHIP	0			R9506	1-216-864-11	SHORT CHIP	0		
R8568	1-216-864-11	SHORT CHIP	0			R9507	1-216-853-11	METAL CHIP	470K	5%	1/10W
R8569	1-216-864-11	SHORT CHIP	0			R9508	1-216-815-11	METAL CHIP	330	5%	1/10W
R8570	1-216-864-11	SHORT CHIP	0			R9509	1-216-049-11	RES-CHIP	1K	5%	1/10W
R8571	1-216-864-11	SHORT CHIP	0			R9510	1-216-029-00	RES-CHIP	150	5%	1/10W
R8572	1-216-864-11	SHORT CHIP	0			R9511	1-216-813-11	METAL CHIP	220	5%	1/10W
R8573	1-216-864-11	SHORT CHIP	0			R9512	1-216-864-11	SHORT CHIP	0		
R8574	1-216-864-11	SHORT CHIP	0			R9513	1-216-025-11	RES-CHIP	100	5%	1/10W
R8575	1-216-864-11	SHORT CHIP	0			R9514	1-216-025-11	RES-CHIP	100	5%	1/10W
R8576	1-216-864-11	SHORT CHIP	0			R9515	1-216-837-11	METAL CHIP	22K	5%	1/10W
R8577	1-216-864-11	SHORT CHIP	0			R9516	1-216-853-11	METAL CHIP	470K	5%	1/10W
R8578	1-216-864-11	SHORT CHIP	0			R9517	1-216-853-11	METAL CHIP	470K	5%	1/10W
R8579	1-216-864-11	SHORT CHIP	0			R9518	1-216-853-11	METAL CHIP	470K	5%	1/10W
R8580	1-216-864-11	SHORT CHIP	0			R9520	1-216-029-00	RES-CHIP	150	5%	1/10W
R8581	1-216-864-11	SHORT CHIP	0			R9521	1-216-029-00	RES-CHIP	150	5%	1/10W
R8582	1-216-839-11	METAL CHIP	33K	5%	1/10W	R9522	1-216-029-00	RES-CHIP	150	5%	1/10W
R8583	1-216-864-11	SHORT CHIP	0			R9523	1-216-025-11	RES-CHIP	100	5%	1/10W
R8591	1-216-833-11	METAL CHIP	10K	5%	1/10W	R9524	1-216-025-11	RES-CHIP	100	5%	1/10W
R8592	1-216-833-11	METAL CHIP	10K	5%	1/10W	R9525	1-216-025-11	RES-CHIP	100	5%	1/10W
R8593	1-216-833-11	METAL CHIP	10K	5%	1/10W	R9526	1-216-022-00	RES-CHIP	75	5%	1/10W
R8594	1-216-864-11	SHORT CHIP	0			R9527	1-216-029-00	RES-CHIP	150	5%	1/10W
R8595	1-216-864-11	SHORT CHIP	0			R9528	1-216-029-00	RES-CHIP	150	5%	1/10W

REF.NO.	PART.NO	DESCRIPTION	REMARK			REF.NO.	PART.NO	DESCRIPTION	REMARK		
R9529	1-216-025-11	RES-CHIP	100	5%	1/10W	R9629	1-216-825-11	METAL CHIP	2.2K	5%	1/10W
R9530	1-216-809-11	METAL CHIP	100	5%	1/10W	R9630	1-216-809-11	METAL CHIP	100	5%	1/10W
R9531	1-216-815-11	METAL CHIP	330	5%	1/10W	R9631	1-216-809-11	METAL CHIP	100	5%	1/10W
R9532	1-216-049-11	RES-CHIP	1K	5%	1/10W	R9632	1-216-864-11	SHORT CHIP	0		
R9533	1-216-815-11	METAL CHIP	330	5%	1/10W	R9633	1-216-864-11	SHORT CHIP	0		
R9534	1-216-821-11	METAL CHIP	1K	5%	1/10W	R9634	1-216-864-11	SHORT CHIP	0		
R9535	1-216-813-11	METAL CHIP	220	5%	1/10W	R9636	1-216-864-11	SHORT CHIP	0		
R9536	1-216-864-11	SHORT CHIP	0			R9637	1-216-864-11	SHORT CHIP	0		
R9537	1-216-813-11	METAL CHIP	220	5%	1/10W	R9638	1-216-825-11	METAL CHIP	2.2K	5%	1/10W
R9538	1-216-853-11	METAL CHIP	470K	5%	1/10W	R9639	1-216-809-11	METAL CHIP	100	5%	1/10W
R9539	1-216-853-11	METAL CHIP	470K	5%	1/10W	R9640	1-216-825-11	METAL CHIP	2.2K	5%	1/10W
R9540	1-216-049-11	RES-CHIP	1K	5%	1/10W	R9641	1-216-825-11	METAL CHIP	2.2K	5%	1/10W
R9541	1-216-029-00	RES-CHIP	150	5%	1/10W	R9642	1-216-809-11	METAL CHIP	100	5%	1/10W
R9543	1-216-029-00	RES-CHIP	150	5%	1/10W	R9643	1-216-809-11	METAL CHIP	100	5%	1/10W
R9544	1-216-864-11	SHORT CHIP	0			R9644	1-216-864-11	SHORT CHIP	0		
R9545	1-216-025-11	RES-CHIP	100	5%	1/10W	R9645	1-216-864-11	SHORT CHIP	0		
R9546	1-216-025-11	RES-CHIP	100	5%	1/10W	R9646	1-216-821-11	METAL CHIP	1K	5%	1/10W
R9547	1-216-025-11	RES-CHIP	100	5%	1/10W	R9647	1-216-812-11	METAL CHIP	180	5%	1/10W
R9548	1-216-837-11	METAL CHIP	22K	5%	1/10W	R9648	1-216-821-11	METAL CHIP	1K	5%	1/10W
R9549	1-216-853-11	METAL CHIP	470K	5%	1/10W	R9649	1-216-833-11	METAL CHIP	10K	5%	1/10W
R9550	1-216-853-11	METAL CHIP	470K	5%	1/10W	R9650	1-216-853-11	METAL CHIP	470K	5%	1/10W
R9551	1-216-022-00	RES-CHIP	75	5%	1/10W	R9651	1-218-898-11	METAL CHIP	130K	0.5%	1/10W
R9552	1-216-029-00	RES-CHIP	150	5%	1/10W	R9652	1-216-825-11	METAL CHIP	2.2K	5%	1/10W
R9553	1-216-029-00	RES-CHIP	150	5%	1/10W	R9653	1-216-825-11	METAL CHIP	2.2K	5%	1/10W
R9554	1-216-029-00	RES-CHIP	150	5%	1/10W	R9656	1-216-809-11	METAL CHIP	100	5%	1/10W
R9555	1-216-029-00	RES-CHIP	150	5%	1/10W	R9658	1-218-867-11	METAL CHIP	6.8K	0.5%	1/10W
R9556	1-216-025-11	RES-CHIP	100	5%	1/10W	R9659	1-218-867-11	METAL CHIP	6.8K	0.5%	1/10W
R9557	1-216-025-11	RES-CHIP	100	5%	1/10W	R9660	1-218-859-11	METAL CHIP	3.3K	0.5%	1/10W
R9558	1-216-025-11	RES-CHIP	100	5%	1/10W	R9661	1-216-830-11	METAL CHIP	5.6K	5%	1/10W
R9559	1-216-025-11	RES-CHIP	100	5%	1/10W	R9662	1-218-867-11	METAL CHIP	6.8K	0.5%	1/10W
R9588	1-216-834-11	METAL CHIP	12K	5%	1/10W	R9663	1-216-809-11	METAL CHIP	100	5%	1/10W
R9589	1-216-834-11	METAL CHIP	12K	5%	1/10W	R9664	1-218-861-11	METAL CHIP	3.9K	0.5%	1/10W
R9606	1-216-864-11	SHORT CHIP	0			R9667	1-216-850-11	METAL CHIP	270K	5%	1/10W
R9609	1-216-833-11	METAL CHIP	10K	5%	1/10W	R9668	1-216-853-11	METAL CHIP	470K	5%	1/10W
R9610	1-216-836-11	METAL CHIP	18K	5%	1/10W	R9669	1-216-853-11	METAL CHIP	470K	5%	1/10W
R9611	1-216-809-11	METAL CHIP	100	5%	1/10W	R9670	1-216-829-11	METAL CHIP	4.7K	5%	1/10W
R9612	1-216-825-11	METAL CHIP	2.2K	5%	1/10W	R9672	1-216-821-11	METAL CHIP	1K	5%	1/10W
R9613	1-216-809-11	METAL CHIP	100	5%	1/10W	R9673	1-216-813-11	METAL CHIP	220	5%	1/10W
R9614	1-216-864-11	SHORT CHIP	0			R9675	1-216-821-11	METAL CHIP	1K	5%	1/10W
R9615	1-216-821-11	METAL CHIP	1K	5%	1/10W	R9676	1-216-821-11	METAL CHIP	1K	5%	1/10W
R9616	1-216-825-11	METAL CHIP	2.2K	5%	1/10W	R9677	1-216-821-11	METAL CHIP	1K	5%	1/10W
R9617	1-216-809-11	METAL CHIP	100	5%	1/10W	R9679	1-216-809-11	METAL CHIP	100	5%	1/10W
R9618	1-216-825-11	METAL CHIP	2.2K	5%	1/10W	R9680	1-216-821-11	METAL CHIP	1K	5%	1/10W
R9620	1-216-864-11	SHORT CHIP	0			R9681	1-216-809-11	METAL CHIP	100	5%	1/10W
R9621	1-216-864-11	SHORT CHIP	0			R9682	1-216-864-11	SHORT CHIP	0		
R9623	1-216-864-11	SHORT CHIP	0			R9683	1-216-864-11	SHORT CHIP	0		
R9624	1-216-864-11	SHORT CHIP	0			R9684	1-216-864-11	SHORT CHIP	0		
R9626	1-216-809-11	METAL CHIP	100	5%	1/10W	R9685	1-216-864-11	SHORT CHIP	0		
R9627	1-216-825-11	METAL CHIP	2.2K	5%	1/10W	R9686	1-216-864-11	SHORT CHIP	0		
R9628	1-216-825-11	METAL CHIP	2.2K	5%	1/10W	R9689	1-216-821-11	METAL CHIP	1K	5%	1/10W

REF.NO.	PART.NO	DESCRIPTION	REMARK		
R9690	1-216-821-11	METAL CHIP	1K	5%	1/10W
R9691	1-216-853-11	METAL CHIP	470K	5%	1/10W
R9692	1-216-853-11	METAL CHIP	470K	5%	1/10W
R9693	1-216-029-00	RES-CHIP	150	5%	1/10W
R9694	1-216-864-11	SHORT CHIP	0		
R9695	1-216-864-11	SHORT CHIP	0		
R9696	1-216-864-11	SHORT CHIP	0		
R9697	1-216-029-00	RES-CHIP	150	5%	1/10W
R9698	1-216-029-00	RES-CHIP	150	5%	1/10W
R9699	1-216-029-00	RES-CHIP	150	5%	1/10W
R9700	1-216-029-00	RES-CHIP	150	5%	1/10W
R9701	1-216-029-00	RES-CHIP	150	5%	1/10W
R9702	1-216-029-00	RES-CHIP	150	5%	1/10W
R9703	1-216-029-00	RES-CHIP	150	5%	1/10W
R9704	1-216-029-00	RES-CHIP	150	5%	1/10W
R9705	1-216-029-00	RES-CHIP	150	5%	1/10W
R9706	1-216-029-00	RES-CHIP	150	5%	1/10W
R9707	1-216-029-00	RES-CHIP	150	5%	1/10W
R9708	1-216-029-00	RES-CHIP	150	5%	1/10W
R9709	1-216-029-00	RES-CHIP	150	5%	1/10W
R9710	1-216-864-11	SHORT CHIP	0		
R9713	1-216-864-11	SHORT CHIP	0		
R9716	1-216-864-11	SHORT CHIP	0		
R9717	1-216-864-11	SHORT CHIP	0		
R9718	1-216-864-11	SHORT CHIP	0		
R9719	1-216-864-11	SHORT CHIP	0		
R9727	1-216-864-11	SHORT CHIP	0		
R9899	1-216-864-11	SHORT CHIP	0		
< VARISTOR >					
VD7800	1-803-974-21	VARISTOR, CHIP			(1608)
VD7801	1-801-925-21	VARISTOR, CHIP			(1608)
VD7802	1-801-925-21	VARISTOR, CHIP			(1608)
VD7803	1-803-974-21	VARISTOR, CHIP			(1608)
VD7804	1-803-974-21	VARISTOR, CHIP			(1608)
VD7805	1-803-974-21	VARISTOR, CHIP			(1608)
VD7806	1-801-925-21	VARISTOR, CHIP			(1608)
VD7807	1-801-925-21	VARISTOR, CHIP			(1608)
VD7808	1-801-925-21	VARISTOR, CHIP			(1608)
VD7809	1-801-925-21	VARISTOR, CHIP			(1608)
VDR001	1-803-974-21	VARISTOR, CHIP			(1608)
VDR002	1-803-974-21	VARISTOR, CHIP			(1608)
VDR003	1-803-974-21	VARISTOR, CHIP			(1608)
VDR004	1-803-974-21	VARISTOR, CHIP			(1608)
VDR005	1-803-974-21	VARISTOR, CHIP			(1608)
VDR006	1-803-974-21	VARISTOR, CHIP			(1608)
VDR007	1-803-974-21	VARISTOR, CHIP			(1608)
VDR008	1-803-974-21	VARISTOR, CHIP			(1608)
VDR009	1-803-974-21	VARISTOR, CHIP			(1608)
VDR010	1-803-974-21	VARISTOR, CHIP			(1608)

REF.NO.	PART.NO	DESCRIPTION	REMARK
VDR011	1-803-974-21	VARISTOR, CHIP	(1608)
< CRYSTAL >			
X2500	1-781-914-21	VIBRATOR, CRYSTAL	
X7800	1-795-612-11	VIBRATOR, CRYSTAL	
Variant Parts KLV-S23A10E			
< CAPACITOR >			
C2592	1-162-970-11	CERAMIC CHIP 0.01UF 10.00% 25V	
C7937	NOT FITTED		
C7938	NOT FITTED		
C8701	1-125-891-11	CERAMIC CHIP 0.47UF 10.00% 10V	
C9508	NOT FITTED		
C9509	NOT FITTED		
C9510	NOT FITTED		
C9511	NOT FITTED		
C9568	NOT FITTED		
C9569	NOT FITTED		
< CONNECTOR >			
CN8551	NOT FITTED		
CN8605	NOT FITTED		
CN9504	NOT FITTED		
CN9505	NOT FITTED		
< DIODE >			
D6014	NOT FITTED		
D6019	NOT FITTED		
D8412	NOT FITTED		
D8414	NOT FITTED		
D9544	NOT FITTED		
D9545	NOT FITTED		
< IC >			
IC2601	NOT FITTED		
IC9510	NOT FITTED		
< COIL >			
L9502	NOT FITTED		
L9512	NOT FITTED		
L9521	1-412-058-11	INDUCTOR 10UH	
< TRANSISTOR >			
Q2601	NOT FITTED		
Q2611	NOT FITTED		
Q2612	NOT FITTED		
Q2613	NOT FITTED		
Q8550	NOT FITTED		

REF.NO.	PART.NO	DESCRIPTION	REMARK	REF.NO.	PART.NO	DESCRIPTION	REMARK
Q8551	NOT FITTED			R9570	NOT FITTED		
	< RESISTOR >			R9573	NOT FITTED		
R2606	1-216-864-11	SHORT CHIP	0	R9574	NOT FITTED		
R2609	1-216-864-11	SHORT CHIP	0	R9581	NOT FITTED		
R2610	NOT FITTED			R9582	NOT FITTED		
R2613	NOT FITTED			R9583	NOT FITTED		
R2614	NOT FITTED			R9619	NOT FITTED		
				R9714	NOT FITTED		
R2617	1-216-864-11	SHORT CHIP	0	R9715	NOT FITTED		
R2619	NOT FITTED				< TUNER >		
R2622	NOT FITTED			TU9500	8-597-993-00	TUNER, FSS BTF-EF412Z	
R2623	NOT FITTED				< VARISTOR >		
R2624	NOT FITTED			VDR012	1-803-974-21	VARISTOR, CHIP	(1608)
R2627	NOT FITTED			VDR013	1-803-974-21	VARISTOR, CHIP	(1608)
R2631	NOT FITTED			Variant Parts KDL-S23A12U			
R2633	NOT FITTED				< CAPACITOR >		
R2634	NOT FITTED			C2592	1-162-970-11	CERAMIC CHIP 0.01UF 10.00% 25V	
R2635	NOT FITTED			C7937	NOT FITTED		
				C7938	NOT FITTED		
R2637	NOT FITTED			C8701	1-125-891-11	CERAMIC CHIP 0.47UF 10.00% 10V	
R2638	NOT FITTED			C9508	NOT FITTED		
R2639	NOT FITTED				< CONNECTOR >		
R2641	NOT FITTED			C9509	NOT FITTED		
R2642	NOT FITTED			C9510	NOT FITTED		
R6045	NOT FITTED			C9511	NOT FITTED		
R6054	NOT FITTED			C9568	NOT FITTED		
R7920	1-218-873-11	METAL CHIP	12K 0.5% 1/10W	C9569	NOT FITTED		
R7993	NOT FITTED				< DIODE >		
R7994	NOT FITTED			D6014	8-719-081-97	DIODE MMDL914T1	
R8550	NOT FITTED			D6019	NOT FITTED		
R8551	NOT FITTED			D8412	8-719-056-82	DIODE UDZ-TE-17-6.2B	
R8552	NOT FITTED			D8414	NOT FITTED		
R8553	NOT FITTED			D9544	NOT FITTED		
R8555	NOT FITTED			D9545	NOT FITTED		
R8556	NOT FITTED				< IC >		
R8557	NOT FITTED			IC2601	NOT FITTED		
R8558	NOT FITTED			IC9510	NOT FITTED		
R8560	NOT FITTED						
R8561	NOT FITTED						
R8562	NOT FITTED						
R8563	NOT FITTED						
R9560	NOT FITTED						
R9561	NOT FITTED						
R9562	NOT FITTED						
R9564	NOT FITTED						
R9565	NOT FITTED						
R9566	NOT FITTED						
R9567	NOT FITTED						
R9568	NOT FITTED						
R9569	NOT FITTED						

REF.NO.	PART.NO	DESCRIPTION	REMARK	REF.NO.	PART.NO	DESCRIPTION	REMARK
< COIL >				R8562	1-216-864-11	SHORT CHIP	0
L9502	NOT FITTED			R8563	1-216-864-11	SHORT CHIP	0
L9512	NOT FITTED			R9560	NOT FITTED		
L9521	1-412-058-11	INDUCTOR	10UH	R9561	NOT FITTED		
< TRANSISTOR >				R9562	NOT FITTED		
Q2601	NOT FITTED			R9564	NOT FITTED		
Q2611	NOT FITTED			R9565	NOT FITTED		
Q2612	NOT FITTED			R9566	NOT FITTED		
Q2613	NOT FITTED			R9567	NOT FITTED		
Q8550	NOT FITTED			R9568	NOT FITTED		
Q8551	NOT FITTED			R9569	NOT FITTED		
< RESISTOR >				R9570	NOT FITTED		
R2606	1-216-864-11	SHORT CHIP	0	R9573	NOT FITTED		
R2609	1-216-864-11	SHORT CHIP	0	R9574	NOT FITTED		
R2610	NOT FITTED			R9581	NOT FITTED		
R2613	NOT FITTED			R9582	NOT FITTED		
R2614	NOT FITTED			R9583	NOT FITTED		
R2617	1-216-864-11	SHORT CHIP	0	R9619	NOT FITTED		
R2619	NOT FITTED			R9714	1-216-864-11	SHORT CHIP	0
R2622	NOT FITTED			R9715	1-216-864-11	SHORT CHIP	0
R2623	NOT FITTED			< TUNER >			
R2624	NOT FITTED			TU9500	8-597-994-00	TUNER, FSS BTF-EU612Z	
R2627	NOT FITTED			< VARISTOR >			
R2631	NOT FITTED			VDR012	1-803-974-21	VARISTOR, CHIP	(1608)
R2633	NOT FITTED			VDR013	1-803-974-21	VARISTOR, CHIP	(1608)
R2634	NOT FITTED			Variant Parts KLV-S26A10E/KLV-S32A10E			
R2635	NOT FITTED			< CAPACITOR >			
R2637	NOT FITTED			C2592	NOT FITTED		
R2638	NOT FITTED			C7937	1-127-715-91	CERAMIC CHIP 0.22UF	10% 16V
R2639	NOT FITTED			C7938	1-127-715-91	CERAMIC CHIP 0.22UF	10% 16V
R2641	NOT FITTED			C8701	NOT FITTED		
R2642	NOT FITTED			C9508	1-117-681-11	ELECT CHIP 100UF	20.00% 16V
R6045	1-216-864-11	SHORT CHIP	0	C9509	1-115-339-11	CERAMIC CHIP 0.1UF	10.00% 50V
R6054	NOT FITTED			C9510	1-117-681-11	ELECT CHIP 100UF	20.00% 16V
R7920	1-218-873-11	METAL CHIP	12K 0.5% 1/10W	C9511	1-115-339-11	CERAMIC CHIP 0.1UF	10.00% 50V
R7993	NOT FITTED			C9568	1-127-861-11	CERAMIC CHIP 2.2UF	10% 16V
R7994	NOT FITTED			C9569	1-127-861-11	CERAMIC CHIP 2.2UF	10% 16V
R8550	1-216-829-11	METAL CHIP	4.7K 5% 1/10W	< CONNECTOR >			
R8551	1-216-825-11	METAL CHIP	2.2K 5% 1/10W	CN8551	NOT FITTED		
R8552	1-216-833-11	METAL CHIP	10K 5% 1/10W	CN8605	*1-770-468-21	PIN, CONNECTOR (PC BOARD)	10P
R8553	1-216-864-11	SHORT CHIP	0	CN9504	NOT FITTED		
R8555	1-216-825-11	METAL CHIP	2.2K 5% 1/10W	CN9505	1-819-443-11	HEADER ASEMBLY FOR PWB	15P
R8556	1-216-829-11	METAL CHIP	4.7K 5% 1/10W	< DIODE >			
R8557	1-216-833-11	METAL CHIP	10K 5% 1/10W	D6014	NOT FITTED		
R8558	1-216-864-11	SHORT CHIP	0				
R8560	1-216-864-11	SHORT CHIP	0				
R8561	1-216-864-11	SHORT CHIP	0				

REF.NO.	PART.NO	DESCRIPTION	REMARK	REF.NO.	PART.NO	DESCRIPTION	REMARK
D6019	8-719-081-97	DIODE MMDL914T1		R8550	1-216-829-11	METAL CHIP 4.7K 5%	1/10W
D8412	NOT FITTED			R8551	1-216-825-11	METAL CHIP 2.2K 5%	1/10W
D8414	6-500-551-01	DIODE MM3Z11VT1		R8552	1-216-833-11	METAL CHIP 10K 5%	1/10W
D9544	8-719-069-60	DIODE UDZSTE-179.1B		R8553	1-216-864-11	SHORT CHIP 0	
D9545	8-719-069-60	DIODE UDZSTE-179.1B		R8555	1-216-825-11	METAL CHIP 2.2K 5%	1/10W
< IC >				R8556	1-216-829-11	METAL CHIP 4.7K 5%	1/10W
IC2601	6-704-465-01	IC MC74LVX8053DTR2		R8557	1-216-833-11	METAL CHIP 10K 5%	1/10W
IC9510	6-706-999-01	IC BA09CC0WFP-E2		R8558	1-216-864-11	SHORT CHIP 0	
< COIL >				R8560	NOT FITTED		
L9502	1-412-030-11	INDUCTOR 22UH		R8561	NOT FITTED		
L9512	1-412-029-11	INDUCTOR 10UH		R8562	NOT FITTED		
L9521	NOT FITTED			R8563	NOT FITTED		
< TRANSISTOR >				R9560	1-216-864-11	SHORT CHIP 0	
Q2601	8-729-029-00	TRANSISTOR DTC115EUA-T106		R9561	1-216-864-11	SHORT CHIP 0	
Q2611	8-729-122-63	TRANSISTOR 2SA1226-E4		R9562	1-216-864-11	SHORT CHIP 0	
Q2612	8-729-122-63	TRANSISTOR 2SA1226-E4		R9564	1-216-864-11	SHORT CHIP 0	
Q2613	8-729-122-63	TRANSISTOR 2SA1226-E4		R9565	1-216-864-11	SHORT CHIP 0	
Q8550	8-729-050-10	TRANSISTOR PMBF170-215		R9566	1-216-811-11	METAL CHIP 150 5%	1/10W
Q8551	8-729-050-10	TRANSISTOR PMBF170-215		R9567	1-216-864-11	SHORT CHIP 0	
< RESISTOR >				R9568	1-216-811-11	METAL CHIP 150 5%	1/10W
R2606	NOT FITTED			R9569	1-216-864-11	SHORT CHIP 0	
R2609	NOT FITTED			R9570	1-216-811-11	METAL CHIP 150 5%	1/10W
R2610	1-216-864-11	SHORT CHIP 0		R9573	1-218-871-11	METAL CHIP 10K 0.5%	1/10W
R2613	1-216-864-11	SHORT CHIP 0		R9574	1-218-859-11	METAL CHIP 3.3K 0.5%	1/10W
R2614	1-216-864-11	SHORT CHIP 0		R9581	1-216-811-11	METAL CHIP 150 5%	1/10W
R2617	NOT FITTED			R9582	1-216-811-11	METAL CHIP 150 5%	1/10W
R2619	1-216-864-11	SHORT CHIP 0		R9583	1-216-811-11	METAL CHIP 150 5%	1/10W
R2622	1-216-864-11	SHORT CHIP 0		R9619	1-216-825-11	METAL CHIP 2.2K 5%	1/10W
R2623	1-216-833-11	METAL CHIP 10K 5%	1/10W	R9714	1-216-864-11	SHORT CHIP 0	
R2624	1-216-864-11	SHORT CHIP 0		R9715	1-216-864-11	SHORT CHIP 0	
R2627	1-216-864-11	SHORT CHIP 0		< TUNER >			
R2631	1-216-864-11	SHORT CHIP 0		TU9500	8-597-993-00	TUNER, FSS BTF-EF412Z	
R2633	1-216-813-11	METAL CHIP 220 5%	1/10W	< VARISTOR >			
R2634	1-216-805-11	METAL CHIP 47 5%	1/10W	VDR012	NOT FITTED		
R2635	1-216-864-11	SHORT CHIP 0		VDR013	NOT FITTED		
R2637	1-216-813-11	METAL CHIP 220 5%	1/10W	Variant Parts KDL-S26A12U/KDL-S32A12U			
R2638	1-216-805-11	METAL CHIP 47 5%	1/10W	< CAPACITOR >			
R2639	1-216-864-11	SHORT CHIP 0		C2592	NOT FITTED		
R2641	1-216-813-11	METAL CHIP 220 5%	1/10W	C7937	1-127-715-91	CERAMIC CHIP 0.22UF 10%	16V
R2642	1-216-805-11	METAL CHIP 47 5%	1/10W	C7938	1-127-715-91	CERAMIC CHIP 0.22UF 10%	16V
R6045	NOT FITTED			C8701	NOT FITTED		
R6054	1-216-864-11	SHORT CHIP 0		C9508	1-117-681-11	ELECT CHIP 100UF 20.00%	16V
R7920	1-218-872-11	METAL CHIP 11K 0.5%	1/10W	C9509	1-115-339-11	CERAMIC CHIP 0.1UF 10.00%	50V
R7993	1-218-866-11	METAL CHIP 6.2K 0.5%	1/10W	C9510	1-117-681-11	ELECT CHIP 100UF 20.00%	16V
R7994	1-218-866-11	METAL CHIP 6.2K 0.5%	1/10W	C9511	1-115-339-11	CERAMIC CHIP 0.1UF 10.00%	50V
				C9568	1-127-861-11	CERAMIC CHIP 2.2UF 10%	16V
				C9569	1-127-861-11	CERAMIC CHIP 2.2UF 10%	16V

REF.NO.	PART.NO	DESCRIPTION	REMARK	REF.NO.	PART.NO	DESCRIPTION	REMARK
< CONNECTOR >				R2638	1-216-805-11	METAL CHIP	47 5% 1/10W
CN8551	*1-695-890-21	PIN, CONNECTOR (PC BOARD) 12P		R2639	1-216-864-11	SHORT CHIP	0
CN8605	*1-770-468-21	PIN, CONNECTOR (PC BOARD) 10P		R2641	1-216-813-11	METAL CHIP	220 5% 1/10W
CN9504	1-766-383-11	PIN, CONNECTOR (1.5MM) (SMD) 12P		R2642	1-216-805-11	METAL CHIP	47 5% 1/10W
CN9505	1-819-443-11	HEADER ASSEMBLY FOR PWB 15P		R6045	1-216-864-11	SHORT CHIP	0
< DIODE >				R6054	1-216-864-11	SHORT CHIP	0
D6014	8-719-081-97	DIODE MMDL914T1		R7920	1-218-872-11	METAL CHIP	11K 0.5% 1/10W
D6019	8-719-081-97	DIODE MMDL914T1		R7993	1-218-866-11	METAL CHIP	6.2K 0.5% 1/10W
D8412	8-719-056-82	DIODE UDZ-TE-17-6.2B		R7994	1-218-866-11	METAL CHIP	6.2K 0.5% 1/10W
D8414	6-500-551-01	DIODE MM3Z11VT1		R8550	1-216-829-11	METAL CHIP	4.7K 5% 1/10W
D9544	8-719-069-60	DIODE UDZSTE-179.1B		R8551	1-216-825-11	METAL CHIP	2.2K 5% 1/10W
D9545	8-719-069-60	DIODE UDZSTE-179.1B		R8552	1-216-833-11	METAL CHIP	10K 5% 1/10W
< IC >				R8553	1-216-864-11	SHORT CHIP	0
IC2601	6-704-465-01	IC MC74LVX8053DTR2		R8555	1-216-825-11	METAL CHIP	2.2K 5% 1/10W
IC9510	6-706-999-01	IC BA09CC0WFP-E2		R8556	1-216-829-11	METAL CHIP	4.7K 5% 1/10W
< COIL >				R8557	1-216-833-11	METAL CHIP	10K 5% 1/10W
L9502	1-412-030-11	INDUCTOR 22UH		R8558	1-216-864-11	SHORT CHIP	0
L9512	1-412-029-11	INDUCTOR 10UH		R8560	1-216-864-11	SHORT CHIP	0
L9521	NOT FITTED			R8561	1-216-864-11	SHORT CHIP	0
< TRANSISTOR >				R8562	1-216-864-11	SHORT CHIP	0
Q2601	8-729-029-00	TRANSISTOR DTC115EUA-T106		R8563	1-216-864-11	SHORT CHIP	0
Q2611	8-729-122-63	TRANSISTOR 2SA1226-E4		R9560	1-216-864-11	SHORT CHIP	0
Q2612	8-729-122-63	TRANSISTOR 2SA1226-E4		R9561	1-216-864-11	SHORT CHIP	0
Q2613	8-729-122-63	TRANSISTOR 2SA1226-E4		R9562	1-216-864-11	SHORT CHIP	0
Q8550	8-729-050-10	TRANSISTOR PMBF170-215		R9564	1-216-864-11	SHORT CHIP	0
Q8551	8-729-050-10	TRANSISTOR PMBF170-215		R9565	1-216-864-11	SHORT CHIP	0
< RESISTOR >				R9566	1-216-811-11	METAL CHIP	150 5% 1/10W
R2606	NOT FITTED			R9567	1-216-864-11	SHORT CHIP	0
R2609	NOT FITTED			R9568	1-216-811-11	METAL CHIP	150 5% 1/10W
R2610	1-216-864-11	SHORT CHIP	0	R9569	1-216-864-11	SHORT CHIP	0
R2613	1-216-864-11	SHORT CHIP	0	R9570	1-216-811-11	METAL CHIP	150 5% 1/10W
R2614	1-216-864-11	SHORT CHIP	0	R9573	1-218-871-11	METAL CHIP	10K 0.5% 1/10W
R2617	NOT FITTED			R9574	1-218-859-11	METAL CHIP	3.3K 0.5% 1/10W
R2619	1-216-864-11	SHORT CHIP	0	R9581	1-216-811-11	METAL CHIP	150 5% 1/10W
R2622	1-216-864-11	SHORT CHIP	0	R9582	1-216-811-11	METAL CHIP	150 5% 1/10W
R2623	1-216-833-11	METAL CHIP	10K 5% 1/10W	R9583	1-216-811-11	METAL CHIP	150 5% 1/10W
R2624	1-216-864-11	SHORT CHIP	0	R9619	1-216-825-11	METAL CHIP	2.2K 5% 1/10W
R2627	1-216-864-11	SHORT CHIP	0	R9714	1-216-864-11	SHORT CHIP	0
R2631	1-216-864-11	SHORT CHIP	0	R9715	1-216-864-11	SHORT CHIP	0
R2633	1-216-813-11	METAL CHIP	220 5% 1/10W	< TUNER >			
R2634	1-216-805-11	METAL CHIP	47 5% 1/10W	TU9500	8-597-994-00	TUNER, FSS BTF-EU612Z	
R2635	1-216-864-11	SHORT CHIP	0	< VARISTOR >			
R2637	1-216-813-11	METAL CHIP	220 5% 1/10W	VDR012	NOT FITTED		
				VDR013	NOT FITTED		

Note : The components identified by shading and marked Δ are critical for safety. Replace only with the part numbers specified in the parts list.

H1E G2

REF.NO. PART.NO DESCRIPTION REMARK

***A-1128-518-A H1E Board, Complete**

< CAPACITOR >

C9801	1-107-826-11	CERAMIC CHIP 0.1UF	10.00%	16V
C9802	1-107-826-11	CERAMIC CHIP 0.1UF	10.00%	16V

< CONNECTOR >

CN9802	1-778-507-21	PIN, CONNECTOR (PC BOARD) 4P
--------	--------------	------------------------------

< DIODE >

D9801	8-719-036-94	DIODE RD5.6SB-T1
D9802	8-719-036-94	DIODE RD5.6SB-T1

< RESISTOR >

R9801	1-216-864-11	SHORT CHIP	0
R9802	1-218-837-11	METAL CHIP	390 0.5% 1/10W
R9803	1-218-827-11	METAL CHIP	150 0.5% 1/10W
R9804	1-218-865-11	METAL CHIP	5.6K 0.5% 1/10W
R9805	1-216-864-11	SHORT CHIP	0
R9806	1-218-839-11	METAL CHIP	470 0.5% 1/10W
R9807	1-218-847-11	METAL CHIP	1K 0.5% 1/10W
R9808	1-218-855-11	METAL CHIP	2.2K 0.5% 1/10W
R9810	1-216-864-11	SHORT CHIP	0

< SWITCH >

S9801	1-771-105-11	SWITCH, TACTILE
S9802	1-771-105-11	SWITCH, TACTILE
S9803	1-771-105-11	SWITCH, TACTILE
S9804	1-771-105-11	SWITCH, TACTILE
S9805	1-771-105-11	SWITCH, TACTILE
S9806	1-771-105-11	SWITCH, TACTILE
S9807	1-771-105-11	SWITCH, TACTILE
S9808	1-771-105-11	SWITCH, TACTILE

< VARISTOR >

VDR980	1-803-974-21	VARISTOR, CHIP	(1608)
VDR981	1-803-974-21	VARISTOR, CHIP	(1608)
VDR982	1-803-974-21	VARISTOR, CHIP	(1608)
VDR983	1-803-974-21	VARISTOR, CHIP	(1608)
VDR984	1-803-974-21	VARISTOR, CHIP	(1608)
VDR985	1-803-974-21	VARISTOR, CHIP	(1608)
VDR986	1-803-974-21	VARISTOR, CHIP	(1608)
VDR987	1-803-974-21	VARISTOR, CHIP	(1608)

REF.NO. PART.NO DESCRIPTION REMARK

***A-1128-514-A G2 Board, Complete
(Not fitted to KLV-S23A10E & KDL-S23A12U)**

4-382-854-11	SCREW (M3X10), P, SW (+)
*7-322-065-48	RUBBER, SILICONE RTV (KE-3490)

< CAPACITOR >

C6000	Δ 1-161-964-91	CERAMIC	0.0047UF	250V
C6001	Δ 1-119-891-51	CERAMIC	220PF	10.00% 250V
C6002	Δ 1-165-529-31	MYLAR	0.22UF	10 250V
C6003	Δ 1-161-964-91	CERAMIC	0.0047UF	250V
C6004	Δ 1-165-529-31	MYLAR	0.22UF	10 250V

C6005	Δ 1-119-891-51	CERAMIC	220PF	10.00% 250V
C6008	1-112-312-11	ELECT (BLOCK)	270UF	20% 450V
C6010	1-128-954-11	ELECT	1000UF	20% 25V
C6012	Δ 1-113-889-11	CERAMIC	0.001UF	20.00% 250V
C6013	Δ 1-119-891-51	CERAMIC	220PF	10.00% 250V

C6014	Δ 1-119-891-51	CERAMIC	220PF	10.00% 250V
C6100	1-162-970-11	CERAMIC CHIP	0.01UF	10.00% 25V
C6101	1-107-905-11	ELECT	4.7UF	20% 50V
C6102	1-107-910-11	ELECT	100UF	20% 50V
C6103	1-162-970-11	CERAMIC CHIP	0.01UF	10.00% 25V

C6104	1-100-831-91	CERAMIC CHIP	0.001UF	2% 50V
C6105	1-107-906-11	ELECT	10UF	20% 50V
C6108	1-115-340-11	CERAMIC CHIP	0.22UF	10.00% 25V
C6109	1-107-888-11	ELECT	47UF	20% 25V
C6111	1-100-613-81	CERAMIC	470PF	5% 1KV

C6112	1-100-311-91	FILM	22000PF	3% 800V
C6116	1-163-021-91	CERAMIC CHIP	0.01UF	10.00% 50V
C6200	1-164-227-11	CERAMIC CHIP	0.022UF	10.00% 25V
C6202	1-131-976-11	ELECT	820UF	20% 25V
C6203	1-107-907-11	ELECT	22UF	20% 50V

C6204	1-128-954-11	ELECT	1000UF	20% 25V
C6205	1-128-954-11	ELECT	1000UF	20% 25V
C6206	1-162-964-11	CERAMIC CHIP	0.001UF	10.00% 50V
C6213	1-162-964-11	CERAMIC CHIP	0.001UF	10.00% 50V
C6216	1-107-928-11	ELECT	4.7UF	20% 100V

C6217	1-135-362-31	ELECT	1500UF	20% 16V
C6300	Δ 1-161-964-91	CERAMIC	0.0047UF	250V
C6301	Δ 1-161-964-91	CERAMIC	0.0047UF	250V
C6304	1-100-780-31	ELECT	22UF	20% 450V
C6305	1-107-974-11	CERAMIC	47PF	5.00% 2KV

C6306	1-107-903-11	ELECT	2.2UF	20% 50V
C6307	1-162-964-11	CERAMIC CHIP	0.001UF	10.00% 50V
C6308	1-165-127-11	CERAMIC	470PF	10.00% 500V
C6309	1-107-905-11	ELECT	4.7UF	20% 50V
C6310	1-107-910-11	ELECT	100UF	20% 50V

C6314	1-165-729-31	ELECT	470UF	20% 16V
C6315	1-107-826-11	CERAMIC CHIP	0.1UF	10.00% 16V
C6400	1-107-902-11	ELECT	1UF	20% 50V
C6401	1-107-882-91	ELECT	100UF	20% 16V

Note : The components identified by shading and marked Δ are critical for safety. Replace only with the part numbers specified in the parts list.

G2

REF.NO.	PART.NO	DESCRIPTION	REMARK	REF.NO.	PART.NO	DESCRIPTION	REMARK
C6403	1-107-902-11	ELECT 1UF	20% 50V	D6307	6-500-567-31	DIODE 10ERB20-TB3	
C6404	1-107-826-11	CERAMIC CHIP 0.1UF	10.00% 16V	D6400	8-719-081-97	DIODE MMDL914T1	
C6405	1-115-339-11	CERAMIC CHIP 0.1UF	10.00% 50V	D6402	8-719-081-97	DIODE MMDL914T1	
C6412	1-162-964-11	CERAMIC CHIP 0.001UF	10.00% 50V	D6407	8-719-082-04	DIODE MM3Z22VT1	
C6502	1-164-645-11	CERAMIC 1000PF	10.00% 500V	D6408	8-719-081-97	DIODE MMDL914T1	
C6503	1-164-645-11	CERAMIC 1000PF	10.00% 500V	D6501	6-501-043-01	DIODE UMZ16NT106	
C6504	1-164-645-11	CERAMIC 1000PF	10.00% 500V	D6502	8-719-081-97	DIODE MMDL914T1	
C6505	1-164-645-11	CERAMIC 1000PF	10.00% 500V	D6505	8-719-054-59	DIODE FSF05A60	
C6517	1-117-227-11	MYLAR 1UF	10.00% 450V	D6506	8-719-054-59	DIODE FSF05A60	
C6518	1-117-227-11	MYLAR 1UF	10.00% 450V	D6509	6-500-108-01	DIODE EP05FA20	
C6519	1-162-970-11	CERAMIC CHIP 0.01UF	10.00% 25V	D6510	6-500-137-01	DIODE BAT54HT1	
C6520	1-117-227-11	MYLAR 1UF	10.00% 450V	D6511	8-719-081-97	DIODE MMDL914T1	
C6521	1-107-823-11	CERAMIC CHIP 0.47UF	10.00% 16V	D6512	8-719-081-97	DIODE MMDL914T1	
C6522	1-162-964-11	CERAMIC CHIP 0.001UF	10.00% 50V	D6513	8-719-081-97	DIODE MMDL914T1	
C6523	1-162-970-11	CERAMIC CHIP 0.01UF	10.00% 25V	< FUSE >			
C6524	1-162-923-11	CERAMIC CHIP 47PF	5.00% 50V	F6000 Δ	1-576-867-11	FUSE 4A 250V	
C6525	1-115-339-11	CERAMIC CHIP 0.1UF	10.00% 50V	FH6000 Δ	1-533-223-11	FUSE HOLDER	
C6526	1-107-906-11	ELECT 10UF	20% 50V	FH6001 Δ	1-533-223-11	FUSE HOLDER	
C6527	1-162-964-11	CERAMIC CHIP 0.001UF	10.00% 50V	< FERRITE BEAD >			
C6528	1-162-970-11	CERAMIC CHIP 0.01UF	10.00% 25V	FB6100	1-410-397-21	FERRITE 1.1UH	
< CONNECTOR >				FB6101	1-410-397-21	FERRITE 1.1UH	
CN6001 Δ	*1-793-660-11	PIN, CONNECTOR (PC BOARD) 3P		< IC >			
CN6200	*1-564-595-11	PLUG, CONNECTOR 14P		IC6100	6-706-852-01	IC CXD9841M	
CN6202	*1-564-512-11	PLUG, CONNECTOR 9P		IC6200	8-759-682-42	IC MM1431ATT	
CN6203	*1-564-508-11	PLUG, CONNECTOR 5P		IC6300	6-600-279-01	IC STR-A6169	
< DIODE >				IC6301	8-759-682-42	IC MM1431ATT	
D6000	8-719-510-53	DIODE D4SB60L		IC6402	8-759-682-42	IC MM1431ATT	
D6001	8-719-948-45	DIODE ERA22-08		IC6502	6-704-815-01	IC FA5501N-TE1	
D6002	8-719-081-97	DIODE MMDL914T1		IC6503	8-759-682-42	IC MM1431ATT	
D6102	6-500-137-01	DIODE BAT54HT1		< COIL >			
D6103	8-719-979-64	DIODE UF4005/23		L6000 Δ	1-456-678-11	LINE FILTER COIL	
D6104	6-501-043-01	DIODE UMZ16NT106		L6001 Δ	1-456-678-11	LINE FILTER COIL	
D6105	6-501-043-01	DIODE UMZ16NT106		L6201	1-406-971-21	INDUCTOR 10UH	
D6106	8-719-081-67	DIODE M1FM3		L6202	1-406-971-21	INDUCTOR 10UH	
D6107	8-719-081-67	DIODE M1FM3		L6300	1-414-934-21	INDUCTOR 10UH	
D6108	8-719-041-97	DIODE MA113-(TX)		L6500	1-457-039-12	INDUCTOR 110UH	
D6200	8-719-510-09	DIODE D10SC6M		L6502	1-456-982-11	INDUCTOR 295UH	
D6201	8-719-510-09	DIODE D10SC6M		< PHOTOCOUPLER >			
D6202	8-719-510-09	DIODE D10SC6M		PH6000 Δ	6-600-187-01	PHOTO COUPLER PC123Y22JOOF	
D6203	8-719-510-09	DIODE D10SC6M		PH6100 Δ	6-600-187-01	PHOTO COUPLER PC123Y22JOOF	
D6204	6-500-567-31	DIODE 10ERB20-TB3		PH6300 Δ	6-600-187-01	PHOTO COUPLER PC123Y22JOOF	
D6205	6-500-567-31	DIODE 10ERB20-TB3		PH6400 Δ	6-600-187-01	PHOTO COUPLER PC123Y22JOOF	
D6300	8-719-077-76	DIODE D2SB60A-F04		PH6402 Δ	6-600-187-01	PHOTO COUPLER PC123Y22JOOF	
D6301	8-719-036-94	DIODE RD5.6SB-T1		PH6501 Δ	6-600-187-01	PHOTO COUPLER PC123Y22JOOF	
D6302	6-500-849-01	DIODE ERA22-08KFLB					
D6303	8-719-052-90	DIODE D1NL40-TA2					
D6304	8-719-052-90	DIODE D1NL40-TA2					
D6305	8-719-032-12	DIODE D1NS6					

Note : The components identified by shading and marked Δ are critical for safety. Replace only with the part numbers specified in the parts list.

G2

REF.NO.	PART.NO	DESCRIPTION	REMARK	REF.NO.	PART.NO	DESCRIPTION	REMARK
< TRANSISTOR >				R6301	1-216-353-00	METAL OXIDE	2.2 5% 1W
Q6100	6-551-297-01	TRANSISTOR 2SK3568 (LBS1SONY.Q)		R6305	1-260-129-11	CARBON	330K 5% 1/2W
Q6101	6-551-297-01	TRANSISTOR 2SK3568 (LBS1SONY.Q)		R6306	1-216-813-11	METAL CHIP	220 5% 1/10W
Q6400	8-729-804-41	TRANSISTOR 2SB1122-S		R6307	1-249-385-11	CARBON	2.2 5% 1/4W
Q6401	8-729-120-28	TRANSISTOR 2SC1623-L5L6		R6308	1-249-393-11	CARBON	10 5% 1/4W
Q6402	8-729-023-22	TRANSISTOR 2SD2114K		R6310	1-216-817-11	METAL CHIP	470 5% 1/10W
Q6403	8-729-026-49	TRANSISTOR 2SA1037AK-T146-R		R6311	1-216-823-11	METAL CHIP	1.5K 5% 1/10W
Q6404	8-729-120-28	TRANSISTOR 2SC1623-L5L6		R6313	1-216-839-11	METAL CHIP	33K 5% 1/10W
Q6500	6-551-336-01	TRANSISTOR 2SK3934 (LBS1SONY.Q)		R6314	1-218-871-11	METAL CHIP	10K 0.5% 1/10W
Q6501	8-729-820-90	TRANSISTOR 2SD1621-ST		R6315	1-218-871-11	METAL CHIP	10K 0.5% 1/10W
Q6502	8-729-804-41	TRANSISTOR 2SB1122-S		R6400	1-216-833-11	METAL CHIP	10K 5% 1/10W
Q6503	8-729-026-49	TRANSISTOR 2SA1037AK-T146-R		R6401	1-218-863-11	METAL CHIP	4.7K 0.5% 1/10W
Q6504	8-729-120-28	TRANSISTOR 2SC1623-L5L6		R6402	1-216-833-11	METAL CHIP	10K 5% 1/10W
< RESISTOR >				R6403	1-218-887-11	METAL CHIP	47K 0.5% 1/10W
R6001	Δ 1-240-938-91	METAL	1.5M 5% 0.5W	R6404	1-216-829-11	METAL CHIP	4.7K 5% 1/10W
R6002	Δ 1-240-251-11	CEMENTED	6.8 5% 10W	R6405	1-216-829-11	METAL CHIP	4.7K 5% 1/10W
R6003	1-247-752-11	CARBON	1K 5% 1/2W	R6407	1-216-829-11	METAL CHIP	4.7K 5% 1/10W
R6004	1-216-829-11	METAL CHIP	4.7K 5% 1/10W	R6408	1-218-863-11	METAL CHIP	4.7K 0.5% 1/10W
R6014	1-215-859-00	METAL OXIDE	22 5% 1W	R6409	1-216-833-11	METAL CHIP	10K 5% 1/10W
R6016	1-243-681-71	METAL OXIDE	33 5% 1W	R6410	1-216-823-11	METAL CHIP	1.5K 5% 1/10W
R6101	1-249-385-11	CARBON	2.2 5% 1/4W	R6412	1-216-833-11	METAL CHIP	10K 5% 1/10W
R6102	Δ 1-202-933-61	FUSIBLE	0.1 10% 1/2W	R6413	1-218-863-11	METAL CHIP	4.7K 0.5% 1/10W
R6103	1-218-823-11	METAL CHIP	100 0.5% 1/10W	R6436	1-216-829-11	METAL CHIP	4.7K 5% 1/10W
R6104	1-218-871-11	METAL CHIP	10K 0.5% 1/10W	R6437	1-216-821-11	METAL CHIP	1K 5% 1/10W
R6105	1-218-760-11	METAL CHIP	220K 0.5% 1/10W	R6441	1-216-837-11	METAL CHIP	22K 5% 1/10W
R6106	1-218-760-11	METAL CHIP	220K 0.5% 1/10W	R6442	1-216-833-11	METAL CHIP	10K 5% 1/10W
R6107	1-218-760-11	METAL CHIP	220K 0.5% 1/10W	R6452	1-218-851-11	METAL CHIP	1.5K 0.5% 1/10W
R6108	1-208-836-11	METAL CHIP	180K 0.5% 1/10W	R6453	1-218-871-11	METAL CHIP	10K 0.5% 1/10W
R6109	1-208-834-11	METAL CHIP	150K 0.5% 1/10W	R6454	1-216-829-11	METAL CHIP	4.7K 5% 1/10W
R6110	1-218-863-11	METAL CHIP	4.7K 0.5% 1/10W	R6455	1-218-899-11	METAL CHIP	150K 0.5% 1/16W
R6111	1-218-873-11	METAL CHIP	12K 0.5% 1/10W	R6456	1-218-871-11	METAL CHIP	10K 0.5% 1/10W
R6114	1-211-969-11	METAL CHIP	10 0.5% 1/10W	R6457	1-218-903-11	METAL CHIP	220K 0.5% 1/10W
R6116	1-216-009-91	RES-CHIP	22 5% 1/10W	R6458	1-216-839-11	METAL CHIP	33K 5% 1/10W
R6117	1-216-009-91	RES-CHIP	22 5% 1/10W	R6459	1-218-831-11	METAL CHIP	220 0.5% 1/10W
R6118	1-216-833-11	METAL CHIP	10K 5% 1/10W	R6502	1-215-882-00	METAL OXIDE	22 5% 2W
R6119	1-216-833-11	METAL CHIP	10K 5% 1/10W	R6503	1-215-882-00	METAL OXIDE	22 5% 2W
R6122	1-245-315-71	METAL OXIDE	0.1 5% 2W	R6505	1-216-864-11	SHORT CHIP	0
R6123	1-218-847-11	METAL CHIP	1K 0.5% 1/10W	R6507	1-216-821-11	METAL CHIP	1K 5% 1/10W
R6127	1-216-857-11	METAL CHIP	1M 5% 1/10W	R6508	1-216-829-11	METAL CHIP	4.7K 5% 1/10W
R6200	1-216-821-11	METAL CHIP	1K 5% 1/10W	R6509	1-216-829-11	METAL CHIP	4.7K 5% 1/10W
R6201	1-216-821-11	METAL CHIP	1K 5% 1/10W	R6512	1-218-907-11	METAL CHIP	330K 0.5% 1/10W
R6203	1-216-829-11	METAL CHIP	4.7K 5% 1/10W	R6513	1-218-879-11	METAL CHIP	22K 0.5% 1/10W
R6204	1-218-843-11	METAL CHIP	680 0.5% 1/10W	R6514	1-218-895-11	METAL CHIP	100K 0.5% 1/10W
R6205	1-218-865-11	METAL CHIP	5.6K 0.5% 1/10W	R6516	1-218-760-11	METAL CHIP	220K 0.5% 1/10W
R6207	1-218-847-11	METAL CHIP	1K 0.5% 1/10W	R6517	1-218-760-11	METAL CHIP	220K 0.5% 1/10W
R6208	1-249-377-11	CARBON	0.47 5% 1/4W	R6518	1-218-760-11	METAL CHIP	220K 0.5% 1/10W
R6226	1-249-389-11	CARBON	4.7 5% 1/4W	R6519	1-218-760-11	METAL CHIP	220K 0.5% 1/10W
R6300	1-249-381-11	CARBON	1 5% 1/4W	R6526	1-218-760-11	METAL CHIP	220K 0.5% 1/10W
				R6527	1-218-867-11	METAL CHIP	6.8K 0.5% 1/10W
				R6528	1-218-867-11	METAL CHIP	6.8K 0.5% 1/10W

Note : The components identified by shading and marked Δ are critical for safety. Replace only with the part numbers specified in the parts list.

G2 N1

REF.NO.	PART.NO	DESCRIPTION	REMARK			REF.NO.	PART.NO	DESCRIPTION	REMARK		
R6531	1-217-611-00	METAL	0.1	10%	2W	C0008	1-126-392-11	ELECT CHIP 100UF	20.00%	6.3V	
R6532	1-216-845-11	METAL CHIP	100K	5%	1/10W	C0009	1-125-777-11	CERAMIC CHIP 0.1UF	10.00%	10V	
R6533	1-216-833-11	METAL CHIP	10K	5%	1/10W	C0015	1-100-567-81	CERAMIC CHIP 10000PF	10%	25V	
R6534	1-216-809-11	METAL CHIP	100	5%	1/10W	C0016	1-125-777-11	CERAMIC CHIP 0.1UF	10.00%	10V	
R6537	1-249-389-11	CARBON	4.7	5%	1/4W	C0017	1-117-681-11	ELECT CHIP 100UF	20.00%	16V	
R6538	1-249-405-11	CARBON	100	5%	1/4W	C0018	1-162-974-11	CERAMIC CHIP 0.01UF		50V	
R6539	1-216-809-11	METAL CHIP	100	5%	1/10W	C0019	1-162-974-11	CERAMIC CHIP 0.01UF		50V	
R6542	1-216-835-11	METAL CHIP	15K	5%	1/10W	C0020	1-128-991-21	ELECT CHIP 10UF	20%	50V	
R6545	1-208-840-11	METAL CHIP	270K	0.5%	1/10W	C0021	1-125-777-11	CERAMIC CHIP 0.1UF	10.00%	10V	
R6546	1-208-840-11	METAL CHIP	270K	0.5%	1/10W	C0022	1-125-777-11	CERAMIC CHIP 0.1UF	10.00%	10V	
R6547	1-208-840-11	METAL CHIP	270K	0.5%	1/10W	C0025	1-128-991-21	ELECT CHIP 10UF	20%	50V	
R6548	1-208-840-11	METAL CHIP	270K	0.5%	1/10W	C0026	1-115-339-11	CERAMIC CHIP 0.1UF	10.00%	50V	
R6549	1-218-760-11	METAL CHIP	220K	0.5%	1/10W	C0027	1-100-566-91	CERAMIC CHIP 0.1UF	10.00%	25V	
R6550	1-218-869-11	METAL CHIP	8.2K	0.5%	1/10W	C0028	1-117-681-11	ELECT CHIP 100UF	20.00%	16V	
R6551	1-249-393-11	CARBON	10	5%	1/4W	C0029	1-126-392-11	ELECT CHIP 100UF	20.00%	6.3V	
R6552	1-216-809-11	METAL CHIP	100	5%	1/10W	< CONNECTOR >					
R6553	1-216-821-11	METAL CHIP	1K	5%	1/10W	CN0001	*1-779-268-21	PIN, CONNECTOR (1.5MM) (SMD) 11P			
R6554	1-216-833-11	METAL CHIP	10K	5%	1/10W	CN0002	*1-766-376-11	PIN, CONNECTOR (1.5MM) (SMD) 9P			
R6555	1-216-845-11	METAL CHIP	100K	5%	1/10W	CN0003	*1-764-080-21	PIN, CONNECTOR (PC BOARD) 8P			
R6556	1-216-837-11	METAL CHIP	22K	5%	1/10W	CN0005	*1-770-468-21	PIN, CONNECTOR (PC BOARD) 10P			
R6557	1-218-823-11	METAL CHIP	100	0.5%	1/10W	< DIODE >					
< RELAY >						D0001	8-719-081-97	DIODE MMDL914T1			
RY6003 Δ	1-755-418-12	RELAY (AC POWER)				D0002	8-719-073-34	DIODE EC21QS03L-TE12L			
RY6004 Δ	1-755-418-12	RELAY (AC POWER)				D0003	8-719-081-97	DIODE MMDL914T1			
< TRANSFORMER >						D0006	8-719-083-87	DIODE UDZS-TE17-33B			
T6100 Δ	1-443-589-11	CONVERTER TRANSFORMER (PIT)				D0007	8-719-081-97	DIODE MMDL914T1			
T6101 Δ	1-443-588-11	CONVERTER TRANSFORMER (PIT)				D0008	8-719-083-58	DIODE UDZSTE-173.9B			
T6300	1-443-313-21	TRANSFORMER, CONVERTER (SBT)				< FUSE >					
< THERMISTOR >						F0001 Δ	1-576-415-21	FUSE	2A	32V	
TH6300	1-803-586-41	THERMISTOR				< FERRITE BEAD >					
< VARISTOR >						FB0001	1-469-869-21	FERRITE	0UH		
VD6000 Δ	1-804-996-21	VARISTOR				FB0002	1-469-869-21	FERRITE	0UH		
VD6001 Δ	1-804-996-21	VARISTOR				FB0003	1-469-869-21	FERRITE	0UH		
< CAPACITOR >						FB0004	1-469-869-21	FERRITE	0UH		
C0001	1-128-536-11	ELECT CHIP 100UF	20.00%	25V		< FILTER >					
C0002	1-100-631-21	ELECT CHIP 82UF	20%	20V		FL0001	1-239-899-21	FERRITE	0UH		
C0003	1-115-339-11	CERAMIC CHIP 0.1UF	10.00%	50V		< IC >					
C0004	1-165-671-21	ELECT CHIP 470UF	20%	6.3V		IC0001	6-702-142-01	IC PQ1CY1032ZP			
C0005	1-126-392-11	ELECT CHIP 100UF	20.00%	6.3V		IC0002	6-706-953-01	IC PQ070XZ1HZPH			
C0007	1-125-777-11	CERAMIC CHIP 0.1UF	10.00%	10V		IC0004	8-759-460-79	IC BA09FP-E2			
< COIL >						< COIL >					
L0001	1-409-556-11	INDUCTOR				L0001	1-409-556-11	INDUCTOR	47UH		

***A-1139-903-A N1 Board, Complete (Digital Models only)**

*1-963-849-11 PIN-PIN CABLE

< CAPACITOR >

C0001	1-128-536-11	ELECT CHIP 100UF	20.00%	25V
C0002	1-100-631-21	ELECT CHIP 82UF	20%	20V
C0003	1-115-339-11	CERAMIC CHIP 0.1UF	10.00%	50V
C0004	1-165-671-21	ELECT CHIP 470UF	20%	6.3V
C0005	1-126-392-11	ELECT CHIP 100UF	20.00%	6.3V
C0007	1-125-777-11	CERAMIC CHIP 0.1UF	10.00%	10V

REF.NO.	PART.NO	DESCRIPTION	REMARK			REF.NO.	PART.NO	DESCRIPTION	REMARK		
L0002	1-400-175-21	INDUCTOR	47UH			C1027	1-164-156-11	CERAMIC CHIP 0.1UF		25V	
L0004	1-412-006-31	INDUCTOR	10UH			C1028	1-126-396-11	ELECT CHIP 47UF	20.00%	16V	
< RESISTOR >						C1029	1-126-396-11	ELECT CHIP 47UF	20.00%	16V	
R0002	1-208-696-11	METAL CHIP	3.6K	0.5%	1/16W	C1032	1-125-777-11	CERAMIC CHIP 0.1UF	10.00%	10V	
R0004	1-208-691-11	METAL CHIP	2.2K	0.5%	1/16W	C1037	1-127-715-91	CERAMIC CHIP 0.22UF	10%	16V	
R0010	1-216-821-11	METAL CHIP	1K	5%	1/10W	C1047	1-164-156-11	CERAMIC CHIP 0.1UF		25V	
R0011	1-216-841-11	METAL CHIP	47K	5%	1/10W	C1048	1-164-156-11	CERAMIC CHIP 0.1UF		25V	
R0012	1-218-941-81	RES-CHIP	100	5%	1/16W	C1049	1-164-156-11	CERAMIC CHIP 0.1UF		25V	
R0013	1-218-941-81	RES-CHIP	100	5%	1/16W	C1050	1-162-927-11	CERAMIC CHIP 100PF	5.00%	50V	
R0017	1-218-965-11	RES-CHIP	10K	5%	1/16W	C1051	1-126-390-11	ELECT CHIP 22UF	20.00%	6.3V	
R0018	1-218-953-11	RES-CHIP	1K	5%	1/16W	C1054	1-162-927-11	CERAMIC CHIP 100PF	5.00%	50V	
R0019	1-216-864-11	SHORT CHIP	0			C1055	1-162-927-11	CERAMIC CHIP 100PF	5.00%	50V	
R0020	1-216-864-11	SHORT CHIP	0			C1060	1-164-842-11	CERAMIC CHIP 2PF	0.25PF	50V	
R0021	1-218-990-81	SHORT CHIP	0			C1062	1-164-842-11	CERAMIC CHIP 2PF	0.25PF	50V	
R0022	1-218-990-81	SHORT CHIP	0			C1063	1-126-205-11	ELECT CHIP 47UF	20.00%	6.3V	
R0027	1-218-855-11	METAL CHIP	2.2K	0.5%	1/10W	C1064	1-125-777-11	CERAMIC CHIP 0.1UF	10.00%	10V	
R0028	1-218-855-11	METAL CHIP	2.2K	0.5%	1/10W	C1065	1-115-456-21	DOUBLE LAYER 0.22F		5.5V	
< TUNER >						C5000	1-100-566-91	CERAMIC CHIP 0.1UF	10.00%	25V	
TU0002	1-417-580-11	RF SPLITTER				C5001	1-124-779-00	ELECT CHIP 10UF	20.00%	16V	
*A-1128-517-B BE Board, Complete						C5003	1-124-779-00	ELECT CHIP 10UF	20.00%	16V	
< CAPACITOR >						C5004	1-124-779-00	ELECT CHIP 10UF	20.00%	16V	
C1000	1-164-156-11	CERAMIC CHIP 0.1UF			25V	C5005	1-124-779-00	ELECT CHIP 10UF	20.00%	16V	
C1001	1-164-156-11	CERAMIC CHIP 0.1UF			25V	C5006	1-100-566-91	CERAMIC CHIP 0.1UF	10.00%	25V	
C1002	1-164-156-11	CERAMIC CHIP 0.1UF			25V	C5007	1-100-566-91	CERAMIC CHIP 0.1UF	10.00%	25V	
C1003	1-164-156-11	CERAMIC CHIP 0.1UF			25V	C5009	1-100-566-91	CERAMIC CHIP 0.1UF	10.00%	25V	
C1004	1-124-779-00	ELECT CHIP 10UF	20.00%		16V	C5010	1-100-566-91	CERAMIC CHIP 0.1UF	10.00%	25V	
C1005	1-124-779-00	ELECT CHIP 10UF	20.00%		16V	C5012	1-100-566-91	CERAMIC CHIP 0.1UF	10.00%	25V	
C1006	1-125-777-11	CERAMIC CHIP 0.1UF	10.00%		10V	C5013	1-100-566-91	CERAMIC CHIP 0.1UF	10.00%	25V	
C1007	1-124-779-00	ELECT CHIP 10UF	20.00%		16V	C5014	1-100-566-91	CERAMIC CHIP 0.1UF	10.00%	25V	
C1008	1-125-777-11	CERAMIC CHIP 0.1UF	10.00%		10V	C5015	1-100-566-91	CERAMIC CHIP 0.1UF	10.00%	25V	
C1009	1-125-777-11	CERAMIC CHIP 0.1UF	10.00%		10V	C5017	1-100-566-91	CERAMIC CHIP 0.1UF	10.00%	25V	
C1010	1-125-777-11	CERAMIC CHIP 0.1UF	10.00%		10V	C5018	1-100-566-91	CERAMIC CHIP 0.1UF	10.00%	25V	
C1011	1-125-777-11	CERAMIC CHIP 0.1UF	10.00%		10V	C5019	1-100-566-91	CERAMIC CHIP 0.1UF	10.00%	25V	
C1012	1-125-777-11	CERAMIC CHIP 0.1UF	10.00%		10V	C5020	1-100-566-91	CERAMIC CHIP 0.1UF	10.00%	25V	
C1014	1-125-777-11	CERAMIC CHIP 0.1UF	10.00%		10V	C5021	1-100-566-91	CERAMIC CHIP 0.1UF	10.00%	25V	
C1015	1-125-777-11	CERAMIC CHIP 0.1UF	10.00%		10V	C5022	1-100-566-91	CERAMIC CHIP 0.1UF	10.00%	25V	
C1016	1-164-874-11	CERAMIC CHIP 100PF	5.00%		50V	C5024	1-100-566-91	CERAMIC CHIP 0.1UF	10.00%	25V	
C1017	1-125-777-11	CERAMIC CHIP 0.1UF	10.00%		10V	C5026	1-100-566-91	CERAMIC CHIP 0.1UF	10.00%	25V	
C1018	1-164-874-11	CERAMIC CHIP 100PF	5.00%		50V	C5027	1-100-566-91	CERAMIC CHIP 0.1UF	10.00%	25V	
C1019	1-162-921-11	CERAMIC CHIP 33PF	5.00%		50V	C5028	1-100-566-91	CERAMIC CHIP 0.1UF	10.00%	25V	
C1020	1-125-777-11	CERAMIC CHIP 0.1UF	10.00%		10V	C5029	1-124-779-00	ELECT CHIP 10UF	20.00%	16V	
C1021	1-162-921-11	CERAMIC CHIP 33PF	5.00%		50V	C5030	1-124-779-00	ELECT CHIP 10UF	20.00%	16V	
C1022	1-164-874-11	CERAMIC CHIP 100PF	5.00%		50V	C5031	1-100-566-91	CERAMIC CHIP 0.1UF	10.00%	25V	
C1023	1-125-777-11	CERAMIC CHIP 0.1UF	10.00%		10V	C5032	1-100-566-91	CERAMIC CHIP 0.1UF	10.00%	25V	
C1024	1-164-874-11	CERAMIC CHIP 100PF	5.00%		50V	C5033	1-100-566-91	CERAMIC CHIP 0.1UF	10.00%	25V	
C1026	1-126-205-11	ELECT CHIP 47UF	20.00%		6.3V	C5034	1-100-566-91	CERAMIC CHIP 0.1UF	10.00%	25V	
						C5035	1-100-566-91	CERAMIC CHIP 0.1UF	10.00%	25V	
						C5036	1-100-566-91	CERAMIC CHIP 0.1UF	10.00%	25V	
						C5037	1-100-566-91	CERAMIC CHIP 0.1UF	10.00%	25V	
						C5038	1-162-918-11	CERAMIC CHIP 18PF	5.00%	50V	

REF.NO.	PART.NO	DESCRIPTION	REMARK	REF.NO.	PART.NO	DESCRIPTION	REMARK
C5039	1-124-779-00	ELECT CHIP 10UF	20.00% 16V	C5089	1-100-566-91	CERAMIC CHIP 0.1UF	10.00% 25V
C5040	1-124-779-00	ELECT CHIP 10UF	20.00% 16V	C5090	1-100-566-91	CERAMIC CHIP 0.1UF	10.00% 25V
C5041	1-100-566-91	CERAMIC CHIP 0.1UF	10.00% 25V	C5091	1-100-566-91	CERAMIC CHIP 0.1UF	10.00% 25V
C5042	1-162-966-11	CERAMIC CHIP 0.0022UF	10.00% 50V	C5092	1-100-566-91	CERAMIC CHIP 0.1UF	10.00% 25V
C5043	1-100-566-91	CERAMIC CHIP 0.1UF	10.00% 25V	C5093	1-100-566-91	CERAMIC CHIP 0.1UF	10.00% 25V
C5044	1-162-917-11	CERAMIC CHIP 15PF	5.00% 50V	C5094	1-100-566-91	CERAMIC CHIP 0.1UF	10.00% 25V
C5045	1-162-966-11	CERAMIC CHIP 0.0022UF	10.00% 50V	C5095	1-100-566-91	CERAMIC CHIP 0.1UF	10.00% 25V
C5046	1-100-566-91	CERAMIC CHIP 0.1UF	10.00% 25V	C5096	1-100-566-91	CERAMIC CHIP 0.1UF	10.00% 25V
C5047	1-100-566-91	CERAMIC CHIP 0.1UF	10.00% 25V	C5097	1-100-566-91	CERAMIC CHIP 0.1UF	10.00% 25V
C5048	1-100-566-91	CERAMIC CHIP 0.1UF	10.00% 25V	C5100	1-162-964-11	CERAMIC CHIP 0.001UF	10.00% 50V
C5049	1-100-566-91	CERAMIC CHIP 0.1UF	10.00% 25V	C5101	1-162-964-11	CERAMIC CHIP 0.001UF	10.00% 50V
C5050	1-124-779-00	ELECT CHIP 10UF	20.00% 16V	C5102	1-162-964-11	CERAMIC CHIP 0.001UF	10.00% 50V
C5051	1-100-566-91	CERAMIC CHIP 0.1UF	10.00% 25V	C5103	1-162-964-11	CERAMIC CHIP 0.001UF	10.00% 50V
C5052	1-100-566-91	CERAMIC CHIP 0.1UF	10.00% 25V	C5104	1-162-964-11	CERAMIC CHIP 0.001UF	10.00% 50V
C5053	1-162-970-11	CERAMIC CHIP 0.01UF	10.00% 25V	C5105	1-162-964-11	CERAMIC CHIP 0.001UF	10.00% 50V
C5054	1-162-964-11	CERAMIC CHIP 0.001UF	10.00% 50V	C5106	1-162-964-11	CERAMIC CHIP 0.001UF	10.00% 50V
C5055	1-162-970-11	CERAMIC CHIP 0.01UF	10.00% 25V	C5107	1-162-964-11	CERAMIC CHIP 0.001UF	10.00% 50V
C5056	1-162-962-11	CERAMIC CHIP 470PF	10.00% 50V	C5108	1-162-964-11	CERAMIC CHIP 0.001UF	10.00% 50V
C5057	1-162-970-11	CERAMIC CHIP 0.01UF	10.00% 25V	C5109	1-162-964-11	CERAMIC CHIP 0.001UF	10.00% 50V
C5058	1-100-566-91	CERAMIC CHIP 0.1UF	10.00% 25V	C5110	1-162-964-11	CERAMIC CHIP 0.001UF	10.00% 50V
C5059	1-100-566-91	CERAMIC CHIP 0.1UF	10.00% 25V	C5111	1-162-964-11	CERAMIC CHIP 0.001UF	10.00% 50V
C5060	1-100-566-91	CERAMIC CHIP 0.1UF	10.00% 25V	C5112	1-162-964-11	CERAMIC CHIP 0.001UF	10.00% 50V
C5061	1-100-566-91	CERAMIC CHIP 0.1UF	10.00% 25V	C5113	1-162-964-11	CERAMIC CHIP 0.001UF	10.00% 50V
C5062	1-100-566-91	CERAMIC CHIP 0.1UF	10.00% 25V	C5114	1-162-964-11	CERAMIC CHIP 0.001UF	10.00% 50V
C5063	1-100-566-91	CERAMIC CHIP 0.1UF	10.00% 25V	C5115	1-162-964-11	CERAMIC CHIP 0.001UF	10.00% 50V
C5064	1-100-566-91	CERAMIC CHIP 0.1UF	10.00% 25V	C5116	1-162-964-11	CERAMIC CHIP 0.001UF	10.00% 50V
C5065	1-100-566-91	CERAMIC CHIP 0.1UF	10.00% 25V	C5117	1-162-964-11	CERAMIC CHIP 0.001UF	10.00% 50V
C5066	1-100-566-91	CERAMIC CHIP 0.1UF	10.00% 25V	C5404	1-107-826-11	CERAMIC CHIP 0.1UF	10.00% 16V
C5067	1-100-566-91	CERAMIC CHIP 0.1UF	10.00% 25V	C5500	1-126-405-11	ELECT CHIP 10UF	20.00% 50V
C5068	1-100-566-91	CERAMIC CHIP 0.1UF	10.00% 25V	C5501	1-107-826-11	CERAMIC CHIP 0.1UF	10.00% 16V
C5069	1-124-779-00	ELECT CHIP 10UF	20.00% 16V	C5502	1-107-826-11	CERAMIC CHIP 0.1UF	10.00% 16V
C5070	1-162-964-11	CERAMIC CHIP 0.001UF	10.00% 50V	C5503	1-100-566-91	CERAMIC CHIP 0.1UF	10.00% 25V
C5071	1-162-964-11	CERAMIC CHIP 0.001UF	10.00% 50V	C5504	1-107-826-11	CERAMIC CHIP 0.1UF	10.00% 16V
C5072	1-162-964-11	CERAMIC CHIP 0.001UF	10.00% 50V	C5505	1-107-826-11	CERAMIC CHIP 0.1UF	10.00% 16V
C5073	1-162-964-11	CERAMIC CHIP 0.001UF	10.00% 50V	C5506	1-126-398-11	ELECT CHIP 4.7UF	20.00% 35V
C5074	1-162-964-11	CERAMIC CHIP 0.001UF	10.00% 50V	C5507	1-162-974-11	CERAMIC CHIP 0.01UF	50V
C5075	1-162-964-11	CERAMIC CHIP 0.001UF	10.00% 50V	C5508	1-162-974-11	CERAMIC CHIP 0.01UF	50V
C5076	1-162-964-11	CERAMIC CHIP 0.001UF	10.00% 50V	C5509	1-126-405-11	ELECT CHIP 10UF	20.00% 50V
C5077	1-162-964-11	CERAMIC CHIP 0.001UF	10.00% 50V	C5510	1-162-974-11	CERAMIC CHIP 0.01UF	50V
C5078	1-162-964-11	CERAMIC CHIP 0.001UF	10.00% 50V	C5511	1-162-974-11	CERAMIC CHIP 0.01UF	50V
C5079	1-162-962-11	CERAMIC CHIP 470PF	10.00% 50V	C5512	1-162-974-11	CERAMIC CHIP 0.01UF	50V
C5080	1-162-962-11	CERAMIC CHIP 470PF	10.00% 50V	C5513	1-162-970-11	CERAMIC CHIP 0.01UF	10.00% 25V
C5081	1-100-566-91	CERAMIC CHIP 0.1UF	10.00% 25V	C5514	1-162-968-11	CERAMIC CHIP 0.0047UF	10.00% 50V
C5082	1-100-566-91	CERAMIC CHIP 0.1UF	10.00% 25V	C5515	1-162-968-11	CERAMIC CHIP 0.0047UF	10.00% 50V
C5083	1-100-566-91	CERAMIC CHIP 0.1UF	10.00% 25V	C5516	1-100-566-91	CERAMIC CHIP 0.1UF	10.00% 25V
C5084	1-100-566-91	CERAMIC CHIP 0.1UF	10.00% 25V	C5700	1-164-004-11	CERAMIC CHIP 0.1UF	10.00% 25V
C5085	1-100-566-91	CERAMIC CHIP 0.1UF	10.00% 25V	C5701	1-128-536-11	ELECT CHIP 100UF	20.00% 25V
C5086	1-100-566-91	CERAMIC CHIP 0.1UF	10.00% 25V	C5702	1-128-536-11	ELECT CHIP 100UF	20.00% 25V
C5087	1-100-566-91	CERAMIC CHIP 0.1UF	10.00% 25V	C5703	1-126-398-11	ELECT CHIP 4.7UF	20.00% 35V
C5088	1-100-566-91	CERAMIC CHIP 0.1UF	10.00% 25V	C5704	1-126-398-11	ELECT CHIP 4.7UF	20.00% 35V

Note : The components identified by shading and marked Δ are critical for safety. Replace only with the part numbers specified in the parts list.

BE

REF.NO.	PART.NO	DESCRIPTION	REMARK	REF.NO.	PART.NO	DESCRIPTION	REMARK
C5705	1-162-970-11	CERAMIC CHIP 0.01UF	10.00% 25V	C9003	1-163-037-11	CERAMIC CHIP 0.022UF	10.00% 50V
C5706	1-162-970-11	CERAMIC CHIP 0.01UF	10.00% 25V	C9004	1-127-715-91	CERAMIC CHIP 0.22UF	10% 16V
C5707	1-135-372-31	ELECT 470UF	20% 10V	< CONNECTOR >			
C5709	1-135-372-31	ELECT 470UF	20% 10V	CN1001	*1-819-390-21	FFC/FPC CONNECTOR (ZIF) 49P	
C5720	1-164-156-11	CERAMIC CHIP 0.1UF	25V	CN1003	1-794-032-21	PIN, CONNECTOR (PC BOARD) 11P	
C5721	1-126-392-11	ELECT CHIP 100UF	20.00% 6.3V	CN1004	1-779-936-21	CONNECTOR, FFC/FPC 18P	
C5722	1-164-156-11	CERAMIC CHIP 0.1UF	25V	CN1005	*1-564-508-11	PLUG, CONNECTOR 5P	
C5723	1-126-392-11	ELECT CHIP 100UF	20.00% 6.3V	CN1007	1-779-884-11	CONNECTOR 4P	
C5724	1-164-156-11	CERAMIC CHIP 0.1UF	25V	CN5000	1-818-656-21	HEADER ASSEMBLY 30P	
C5725	1-126-392-11	ELECT CHIP 100UF	20.00% 6.3V	CN5400	1-794-930-21	CONNECTOR, D SUB	
C5726	1-164-156-11	CERAMIC CHIP 0.1UF	25V	CN5402	1-573-806-21	PIN, CONNECTOR (1.5MM) (SMD) 6P	
C5727	1-126-392-11	ELECT CHIP 100UF	20.00% 6.3V	CN5404	1-695-209-21	PIN, CONNECTOR (PC BOARD) 15P	
C5728	1-164-156-11	CERAMIC CHIP 0.1UF	25V	CN5405	1-784-254-11	CONNECTOR 10P	
C5729	1-126-392-11	ELECT CHIP 100UF	20.00% 6.3V	< DIODE >			
C5730	1-164-156-11	CERAMIC CHIP 0.1UF	25V	D1000	8-719-066-10	DIODE 1PS181-115	
C5731	1-126-392-11	ELECT CHIP 100UF	20.00% 6.3V	D1010	8-719-036-94	DIODE RD5.6SB-T1	
C5740	1-164-156-11	CERAMIC CHIP 0.1UF	25V	D1011	8-719-036-94	DIODE RD5.6SB-T1	
C5741	1-128-536-11	ELECT CHIP 100UF	20.00% 25V	D1050	8-719-041-97	DIODE MA113-(TX)	
C5742	1-164-156-11	CERAMIC CHIP 0.1UF	25V	D5400	8-719-073-39	DIODE HZU5.6GTRF	
C5743	1-128-536-11	ELECT CHIP 100UF	20.00% 25V	D5401	8-719-073-39	DIODE HZU5.6GTRF	
C7400	1-100-567-81	CERAMIC CHIP 10000PF	10% 25V	D5402	8-719-073-39	DIODE HZU5.6GTRF	
C7401	1-100-567-81	CERAMIC CHIP 10000PF	10% 25V	D5405	8-719-801-78	DIODE 1SS184	
C7402	1-115-566-11	CERAMIC CHIP 4.7UF	10.00% 10V	D5701	8-719-073-34	DIODE EC21QS03L-TE12L	
C7403	1-115-566-11	CERAMIC CHIP 4.7UF	10.00% 10V	D5703	8-719-073-34	DIODE EC21QS03L-TE12L	
C7404	1-162-927-11	CERAMIC CHIP 100PF	5.00% 50V	D5704	6-500-020-01	DIODE MM3Z4V3ST1	
C7405	1-162-927-11	CERAMIC CHIP 100PF	5.00% 50V	D5705	6-500-020-01	DIODE MM3Z4V3ST1	
C7406	1-115-566-11	CERAMIC CHIP 4.7UF	10.00% 10V	D7400	8-719-421-67	DIODE MA132WK	
C7407	1-115-566-11	CERAMIC CHIP 4.7UF	10.00% 10V	D7401	8-719-421-67	DIODE MA132WK	
C7408	1-125-777-11	CERAMIC CHIP 0.1UF	10.00% 10V	D7402	8-719-066-10	DIODE 1PS181-115	
C7409	1-127-573-11	CERAMIC CHIP 1UF	10% 16V	D7403	8-719-081-97	DIODE MMDL914T1	
C7411	1-126-205-11	ELECT CHIP 47UF	20.00% 6.3V	D7405	8-719-081-97	DIODE MMDL914T1	
C7412	1-165-908-11	CERAMIC CHIP 1UF	10% 10V	D7406	8-719-081-97	DIODE MMDL914T1	
C7413	1-162-970-11	CERAMIC CHIP 0.01UF	10.00% 25V	D7407	8-719-421-59	DIODE MA3130WA-TX	
C7416	1-137-987-81	CERAMIC CHIP 0.068UF	10% 10V	D7408	8-719-421-59	DIODE MA3130WA-TX	
C7417	1-164-882-11	CERAMIC CHIP 220PF	5.00% 16V	< FUSE >			
C7418	1-124-779-00	ELECT CHIP 10UF	20.00% 16V	F5701 Δ	1-576-646-11	FUSE 0.5A 50V	
C7422	1-125-777-11	CERAMIC CHIP 0.1UF	10.00% 10V	< FERRITE BEAD >			
C7423	1-115-566-11	CERAMIC CHIP 4.7UF	10.00% 10V	FB1000	1-414-760-21	FERRITE 0UH	
C7425	1-126-401-21	ELECT CHIP 1UF	20.00% 50V	FB5400	1-469-100-21	FERRITE 0UH	
C7426	1-164-156-11	CERAMIC CHIP 0.1UF	25V	FB5401	1-469-100-21	FERRITE 0UH	
C7427	1-164-882-11	CERAMIC CHIP 220PF	5.00% 16V	FB5402	1-469-100-21	FERRITE 0UH	
C7428	1-164-874-11	CERAMIC CHIP 100PF	5.00% 50V	FB5403	1-400-141-22	FERRITE 0UH	
C7434	1-164-858-11	CERAMIC CHIP 22PF	5.00% 50V	FB5500	1-400-179-21	INDUCTOR 0UH	
C7437	1-125-777-11	CERAMIC CHIP 0.1UF	10.00% 10V	FB5501	1-400-179-21	INDUCTOR 0UH	
C7438	1-125-777-11	CERAMIC CHIP 0.1UF	10.00% 10V	FB7400	1-414-445-11	FERRITE 0UH	
C7439	1-125-777-11	CERAMIC CHIP 0.1UF	10.00% 10V				
C7441	1-162-964-11	CERAMIC CHIP 0.001UF	10.00% 50V				
C8535	1-164-874-11	CERAMIC CHIP 100PF	5.00% 50V				
C9001	1-127-715-91	CERAMIC CHIP 0.22UF	10% 16V				
C9002	1-127-573-11	CERAMIC CHIP 1UF	10% 16V				

Note : The components identified by shading and marked Δ are critical for safety. Replace only with the part numbers specified in the parts list.

BE

REF.NO.	PART.NO	DESCRIPTION	REMARK	REF.NO.	PART.NO	DESCRIPTION	REMARK
< FILTER >				L5010	1-400-179-21	INDUCTOR	0UH
FL5000	1-234-177-21	FERRITE	0UH	L5011	1-400-180-21	INDUCTOR	0UH
FL5001	1-234-177-21	FERRITE	0UH	L5012	1-456-984-11	INDUCTOR	0UH
FL5002	1-234-177-21	FERRITE	0UH	L5013	1-456-984-11	INDUCTOR	0UH
FL5003	1-234-177-21	FERRITE	0UH	L5014	1-456-984-11	INDUCTOR	0UH
FL5004	1-234-177-21	FERRITE	0UH	L5015	1-400-179-21	INDUCTOR	0UH
FL5005	1-234-177-21	FERRITE	0UH	L5700	1-409-529-41	INDUCTOR	10UH
FL5006	1-234-177-21	FERRITE	0UH	L5701	1-456-786-21	INDUCTOR	47UH
FL5007	1-234-177-21	FERRITE	0UH	L5702	1-456-786-21	INDUCTOR	47UH
FL5500	1-234-177-21	FERRITE	0UH	L5729	1-400-784-21	INDUCTOR	4.7UH
FL5501	1-234-177-21	FERRITE	0UH	< PROTECTOR MODULE >			
< IC >				PS5700 Δ	1-533-652-41	IC LINK	2A 24V
IC1000	6-704-117-01	IC S-1111B33MC-NYSTFG		< TRANSISTOR >			
IC1001	6-706-640-01	IC BH25FB1WG-TR		Q1001	8-729-010-05	TRANSISTOR	MSB709-RT1
IC1002	1-540-151-21	SOCKET, IC		Q1011	8-729-045-62	TRANSISTOR	2SK2158-T2B
IC1003	6-706-232-01	IC SDA5550M-QB-T		Q1012	8-729-045-62	TRANSISTOR	2SK2158-T2B
IC1004	8-759-476-80	IC LM75C1MX-3		Q5700	8-729-046-04	TRANSISTOR	FDS6690A
IC1005	6-704-573-01	IC M24C32-WMN6T(B)		Q7401	8-729-927-99	TRANSISTOR	2SC4617R
IC1006	6-702-313-01	IC PST600IMT		Q7402	8-729-927-99	TRANSISTOR	2SC4617R
IC1007	6-700-108-01	IC RV5C387A-E2-FB		Q7410	8-729-928-19	TRANSISTOR	2SA1774R
IC1010	6-706-419-01	IC LM393DT (A)		Q7412	8-729-028-28	TRANSISTOR	2SK2036(TE85L)
IC5000	6-708-533-01	IC SVPEX-SREVB		Q7415	8-729-421-22	TRANSISTOR	UN2211
IC5400	6-704-600-01	IC M24C02-WMN6T(B)		Q7416	8-729-010-05	TRANSISTOR	MSB709-RT1
IC5500	6-708-183-01	IC K4D263238G-VC36T		Q7417	8-729-010-05	TRANSISTOR	MSB709-RT1
IC5700	6-704-407-01	IC P01CZ41H2ZPH		Q7418	8-729-010-05	TRANSISTOR	MSB709-RT1
IC5701	6-704-407-01	IC P01CZ41H2ZPH		Q7419	8-729-927-99	TRANSISTOR	2SC4617R
IC5720	8-759-832-05	IC BA18BC0FP-E2		Q7420	8-729-028-28	TRANSISTOR	2SK2036(TE85L)
IC5721	8-759-832-05	IC BA18BC0FP-E2		Q7421	8-729-028-73	TRANSISTOR	DTA114EUA-T106
IC5722	6-700-394-01	IC BA25BC0FP-E2		Q7422	8-729-028-28	TRANSISTOR	2SK2036(TE85L)
IC5740	8-759-533-85	IC L88M05T-FA-TL		< RESISTOR >			
IC7400	8-759-679-54	IC SN74LVC14APWR		R1001	1-216-809-11	METAL CHIP	100 5% 1/10W
IC7401	8-759-646-02	IC M52347FP-TE		R1002	1-218-990-81	SHORT CHIP	0
IC7402	8-752-072-94	IC CXA1875AM-T4		R1003	1-218-990-81	SHORT CHIP	0
IC7403	6-705-950-01	IC K6F2008V2E-LF70000		R1009	1-218-990-81	SHORT CHIP	0
IC7404	8-759-701-01	IC NJM2904M		R1010	1-218-990-81	SHORT CHIP	0
< COIL >				R1011	1-218-990-81	SHORT CHIP	0
L1000	1-412-058-11	INDUCTOR	10UH	R1012	1-218-990-81	SHORT CHIP	0
L5000	1-414-394-11	INDUCTOR	2.2UH	R1013	1-218-990-81	SHORT CHIP	0
L5001	1-414-394-11	INDUCTOR	2.2UH	R1014	1-218-990-81	SHORT CHIP	0
L5002	1-414-394-11	INDUCTOR	2.2UH	R1015	1-218-990-81	SHORT CHIP	0
L5003	1-414-394-11	INDUCTOR	2.2UH	R1016	1-218-990-81	SHORT CHIP	0
L5004	1-400-179-21	INDUCTOR	0UH	R1017	1-218-990-81	SHORT CHIP	0
L5005	1-400-179-21	INDUCTOR	0UH	R1019	1-218-973-11	RES-CHIP	47K 5% 1/16W
L5006	1-216-801-11	METAL CHIP	22 5% 1/10W	R1020	1-218-973-11	RES-CHIP	47K 5% 1/16W
L5007	1-216-801-11	METAL CHIP	22 5% 1/10W	R1021	1-218-973-11	RES-CHIP	47K 5% 1/16W
L5008	1-456-984-11	INDUCTOR	0UH	R1027	1-218-990-81	SHORT CHIP	0
L5009	1-456-984-11	INDUCTOR	0UH				

REF.NO.	PART.NO	DESCRIPTION	REMARK			REF.NO.	PART.NO	DESCRIPTION	REMARK		
R1028	1-216-809-11	METAL CHIP	100	5%	1/10W	R1201	1-216-829-11	METAL CHIP	4.7K	5%	1/10W
R1030	1-216-809-11	METAL CHIP	100	5%	1/10W	R1202	1-218-990-81	SHORT CHIP	0		
R1031	1-218-847-11	METAL CHIP	1K	0.5%	1/10W	R1203	1-216-864-11	SHORT CHIP	0		
R1033	1-218-847-11	METAL CHIP	1K	0.5%	1/10W	R1204	1-218-965-11	RES-CHIP	10K	5%	1/16W
R1034	1-218-990-81	SHORT CHIP	0			R1205	1-218-965-11	RES-CHIP	10K	5%	1/16W
R1035	1-218-853-11	METAL CHIP	1.8K	0.5%	1/10W	R1206	1-218-965-11	RES-CHIP	10K	5%	1/16W
R1036	1-216-809-11	METAL CHIP	100	5%	1/10W	R1207	1-218-990-81	SHORT CHIP	0		
R1037	1-216-809-11	METAL CHIP	100	5%	1/10W	R1208	1-216-864-11	SHORT CHIP	0		
R1038	1-216-809-11	METAL CHIP	100	5%	1/10W	R1209	1-218-965-11	RES-CHIP	10K	5%	1/16W
R1039	1-218-953-11	RES-CHIP	1K	5%	1/16W	R1215	1-216-864-11	SHORT CHIP	0		
R1040	1-216-809-11	METAL CHIP	100	5%	1/10W	R1218	1-216-864-11	SHORT CHIP	0		
R1041	1-216-809-11	METAL CHIP	100	5%	1/10W	R1220	1-216-864-11	SHORT CHIP	0		
R1042	1-218-990-81	SHORT CHIP	0			R1223	1-216-864-11	SHORT CHIP	0		
R1043	1-218-990-81	SHORT CHIP	0			R1224	1-216-864-11	SHORT CHIP	0		
R1044	1-218-990-81	SHORT CHIP	0			R1231	1-216-864-11	SHORT CHIP	0		
R1045	1-218-953-11	RES-CHIP	1K	5%	1/16W	R1232	1-216-864-11	SHORT CHIP	0		
R1046	1-218-990-81	SHORT CHIP	0			R1250	1-218-990-81	SHORT CHIP	0		
R1047	1-218-990-81	SHORT CHIP	0			R5000	1-216-864-11	SHORT CHIP	0		
R1053	1-218-937-11	RES-CHIP	47	5%	1/16W	R5001	1-216-864-11	SHORT CHIP	0		
R1054	1-218-937-11	RES-CHIP	47	5%	1/16W	R5002	1-216-864-11	SHORT CHIP	0		
R1056	1-216-833-11	METAL CHIP	10K	5%	1/10W	R5003	1-216-821-11	METAL CHIP	1K	5%	1/10W
R1059	1-216-809-11	METAL CHIP	100	5%	1/10W	R5005	1-216-864-11	SHORT CHIP	0		
R1060	1-218-965-11	RES-CHIP	10K	5%	1/16W	R5007	1-216-864-11	SHORT CHIP	0		
R1062	1-218-965-11	RES-CHIP	10K	5%	1/16W	R5008	1-216-864-11	SHORT CHIP	0		
R1063	1-216-809-11	METAL CHIP	100	5%	1/10W	R5009	1-216-864-11	SHORT CHIP	0		
R1064	1-216-809-11	METAL CHIP	100	5%	1/10W	R5010	1-216-821-11	METAL CHIP	1K	5%	1/10W
R1065	1-216-809-11	METAL CHIP	100	5%	1/10W	R5012	1-216-829-11	METAL CHIP	4.7K	5%	1/10W
R1066	1-218-990-81	SHORT CHIP	0			R5013	1-216-864-11	SHORT CHIP	0		
R1068	1-218-965-11	RES-CHIP	10K	5%	1/16W	R5015	1-216-864-11	SHORT CHIP	0		
R1069	1-218-965-11	RES-CHIP	10K	5%	1/16W	R5016	1-216-864-11	SHORT CHIP	0		
R1073	1-218-965-11	RES-CHIP	10K	5%	1/16W	R5017	1-216-821-11	METAL CHIP	1K	5%	1/10W
R1075	1-216-813-11	METAL CHIP	220	5%	1/10W	R5018	1-218-990-81	SHORT CHIP	0		
R1076	1-218-965-11	RES-CHIP	10K	5%	1/16W	R5022	1-216-864-11	SHORT CHIP	0		
R1082	1-218-990-81	SHORT CHIP	0			R5023	1-216-864-11	SHORT CHIP	0		
R1083	1-218-965-11	RES-CHIP	10K	5%	1/16W	R5032	1-218-933-11	RES-CHIP	22	5%	1/16W
R1102	1-218-990-81	SHORT CHIP	0			R5033	1-218-933-11	RES-CHIP	22	5%	1/16W
R1103	1-218-990-81	SHORT CHIP	0			R5034	1-218-990-81	SHORT CHIP	0		
R1104	1-218-990-81	SHORT CHIP	0			R5035	1-216-295-91	SHORT CHIP	0		
R1105	1-218-990-81	SHORT CHIP	0			R5036	1-216-295-91	SHORT CHIP	0		
R1106	1-218-990-81	SHORT CHIP	0			R5037	1-216-864-11	SHORT CHIP	0		
R1107	1-218-990-81	SHORT CHIP	0			R5038	1-216-864-11	SHORT CHIP	0		
R1108	1-218-990-81	SHORT CHIP	0			R5039	1-216-864-11	SHORT CHIP	0		
R1109	1-218-990-81	SHORT CHIP	0			R5040	1-216-864-11	SHORT CHIP	0		
R1110	1-218-990-81	SHORT CHIP	0			R5041	1-216-864-11	SHORT CHIP	0		
R1111	1-218-990-81	SHORT CHIP	0			R5043	1-216-841-11	METAL CHIP	47K	5%	1/10W
R1112	1-218-990-81	SHORT CHIP	0			R5400	1-216-805-11	METAL CHIP	47	5%	1/10W
R1115	1-216-864-11	SHORT CHIP	0			R5404	1-216-805-11	METAL CHIP	47	5%	1/10W
R1120	1-216-864-11	SHORT CHIP	0			R5409	1-216-833-11	METAL CHIP	10K	5%	1/10W
R1126	1-218-941-81	RES-CHIP	100	5%	1/16W	R5410	1-216-833-11	METAL CHIP	10K	5%	1/10W
R1200	1-216-829-11	METAL CHIP	4.7K	5%	1/10W	R5411	1-216-805-11	METAL CHIP	47	5%	1/10W

REF.NO.	PART.NO	DESCRIPTION	REMARK			REF.NO.	PART.NO	DESCRIPTION	REMARK		
R5412	1-216-805-11	METAL CHIP	47	5%	1/10W	R5722	1-216-295-91	SHORT CHIP	0		
R5413	1-218-827-11	METAL CHIP	150	0.5%	1/10W	R5723	1-216-295-91	SHORT CHIP	0		
R5414	1-218-827-11	METAL CHIP	150	0.5%	1/10W	R5724	1-216-295-91	SHORT CHIP	0		
R5417	1-218-827-11	METAL CHIP	150	0.5%	1/10W	R5725	1-216-295-91	SHORT CHIP	0		
R5418	1-218-827-11	METAL CHIP	150	0.5%	1/10W	R5726	1-216-295-91	SHORT CHIP	0		
R5419	1-216-821-11	METAL CHIP	1K	5%	1/10W	R5727	1-216-295-91	SHORT CHIP	0		
R5420	1-218-827-11	METAL CHIP	150	0.5%	1/10W	R5728	1-216-295-91	SHORT CHIP	0		
R5421	1-218-827-11	METAL CHIP	150	0.5%	1/10W	R5729	1-216-821-11	METAL CHIP	1K	5%	1/10W
R5422	1-216-845-11	METAL CHIP	100K	5%	1/10W	R5730	1-216-295-91	SHORT CHIP	0		
R5424	1-216-864-11	SHORT CHIP	0			R5731	1-216-295-91	SHORT CHIP	0		
R5425	1-216-864-11	SHORT CHIP	0			R5732	1-218-863-11	METAL CHIP	4.7K	0.5%	1/10W
R5426	1-216-864-11	SHORT CHIP	0			R5733	1-216-821-11	METAL CHIP	1K	5%	1/10W
R5427	1-216-864-11	SHORT CHIP	0			R5740	1-216-295-91	SHORT CHIP	0		
R5428	1-216-864-11	SHORT CHIP	0			R5742	1-216-295-91	SHORT CHIP	0		
R5500	1-218-847-11	METAL CHIP	1K	0.5%	1/10W	R7400	1-208-713-11	METAL CHIP	18K	0.5%	1/16W
R5501	1-218-847-11	METAL CHIP	1K	0.5%	1/10W	R7401	1-208-715-11	METAL CHIP	22K	0.5%	1/16W
R5502	1-211-986-11	METAL CHIP	51	0.5%	1/10W	R7402	1-218-949-11	RES-CHIP	470	5%	1/16W
R5503	1-211-986-11	METAL CHIP	51	0.5%	1/10W	R7403	1-208-715-11	METAL CHIP	22K	0.5%	1/16W
R5504	1-218-933-11	RES-CHIP	22	5%	1/16W	R7404	1-208-713-11	METAL CHIP	18K	0.5%	1/16W
R5505	1-218-933-11	RES-CHIP	22	5%	1/16W	R7407	1-218-949-11	RES-CHIP	470	5%	1/16W
R5506	1-218-933-11	RES-CHIP	22	5%	1/16W	R7410	1-218-933-11	RES-CHIP	22	5%	1/16W
R5507	1-218-933-11	RES-CHIP	22	5%	1/16W	R7411	1-218-933-11	RES-CHIP	22	5%	1/16W
R5508	1-218-933-11	RES-CHIP	22	5%	1/16W	R7413	1-218-949-11	RES-CHIP	470	5%	1/16W
R5509	1-218-933-11	RES-CHIP	22	5%	1/16W	R7417	1-218-973-11	RES-CHIP	47K	5%	1/16W
R5510	1-218-990-81	SHORT CHIP	0			R7418	1-218-965-11	RES-CHIP	10K	5%	1/16W
R5511	1-218-990-81	SHORT CHIP	0			R7420	1-218-955-11	RES-CHIP	1.5K	5%	1/16W
R5512	1-218-933-11	RES-CHIP	22	5%	1/16W	R7424	1-218-937-11	RES-CHIP	47	5%	1/16W
R5513	1-218-933-11	RES-CHIP	22	5%	1/16W	R7432	1-218-990-81	SHORT CHIP	0		
R5514	1-218-933-11	RES-CHIP	22	5%	1/16W	R7433	1-218-953-11	RES-CHIP	1K	5%	1/16W
R5515	1-218-933-11	RES-CHIP	22	5%	1/16W	R7435	1-208-931-11	METAL CHIP	68K	0.5%	1/16W
R5516	1-218-933-11	RES-CHIP	22	5%	1/16W	R7436	1-218-953-11	RES-CHIP	1K	5%	1/16W
R5700	1-216-821-11	METAL CHIP	1K	5%	1/10W	R7439	1-218-990-81	SHORT CHIP	0		
R5703	1-216-295-91	SHORT CHIP	0			R7440	1-218-990-81	SHORT CHIP	0		
R5704	1-216-841-11	METAL CHIP	47K	5%	1/10W	R7443	1-218-990-81	SHORT CHIP	0		
R5705	1-216-295-91	SHORT CHIP	0			R7444	1-218-990-81	SHORT CHIP	0		
R5706	1-216-295-91	SHORT CHIP	0			R7445	1-208-699-11	METAL CHIP	4.7K	0.5%	1/16W
R5707	1-216-841-11	METAL CHIP	47K	5%	1/10W	R7446	1-218-965-11	RES-CHIP	10K	5%	1/16W
R5708	1-216-295-91	SHORT CHIP	0			R7447	1-218-965-11	RES-CHIP	10K	5%	1/16W
R5709	1-216-295-91	SHORT CHIP	0			R7448	1-218-990-81	SHORT CHIP	0		
R5710	1-218-855-11	METAL CHIP	2.2K	0.5%	1/10W	R7449	1-218-953-11	RES-CHIP	1K	5%	1/16W
R5711	1-218-853-11	METAL CHIP	1.8K	0.5%	1/10W	R7450	1-208-927-11	METAL CHIP	47K	0.5%	1/16W
R5712	1-216-295-91	SHORT CHIP	0			R7455	1-218-990-81	SHORT CHIP	0		
R5714	1-218-855-11	METAL CHIP	2.2K	0.5%	1/10W	R7456	1-208-691-11	METAL CHIP	2.2K	0.5%	1/16W
R5715	1-218-855-11	METAL CHIP	2.2K	0.5%	1/10W	R7459	1-208-691-11	METAL CHIP	2.2K	0.5%	1/16W
R5716	1-218-855-11	METAL CHIP	2.2K	0.5%	1/10W	R7460	1-218-849-11	METAL CHIP	1.2K	0.5%	1/10W
R5717	1-216-295-91	SHORT CHIP	0			R7461	1-208-683-11	METAL CHIP	1K	0.5%	1/16W
R5718	1-216-295-91	SHORT CHIP	0			R7469	1-218-849-11	METAL CHIP	1.2K	0.5%	1/10W
R5719	1-216-295-91	SHORT CHIP	0			R7474	1-216-864-11	SHORT CHIP	0		
R5720	1-216-295-91	SHORT CHIP	0			R7475	1-216-864-11	SHORT CHIP	0		
R5721	1-216-295-91	SHORT CHIP	0			R7476	1-216-864-11	SHORT CHIP	0		

REF.NO.	PART.NO	DESCRIPTION	REMARK			REF.NO.	PART.NO	DESCRIPTION	REMARK		
R7482	1-218-990-81	SHORT CHIP	0			R7550	1-218-990-81	SHORT CHIP	0		
R7484	1-218-990-81	SHORT CHIP	0			R7552	1-216-841-11	METAL CHIP	47K	5%	1/10W
R7485	1-218-990-81	SHORT CHIP	0			R7556	1-216-809-11	METAL CHIP	100	5%	1/10W
R7486	1-218-990-81	SHORT CHIP	0			R7561	1-216-841-11	METAL CHIP	47K	5%	1/10W
R7487	1-218-990-81	SHORT CHIP	0			R7564	1-216-809-11	METAL CHIP	100	5%	1/10W
R7488	1-218-990-81	SHORT CHIP	0			R7565	1-216-829-11	METAL CHIP	4.7K	5%	1/10W
R7489	1-218-990-81	SHORT CHIP	0			R7566	1-216-829-11	METAL CHIP	4.7K	5%	1/10W
R7490	1-218-990-81	SHORT CHIP	0			R7568	1-218-990-81	SHORT CHIP	0		
R7491	1-218-990-81	SHORT CHIP	0			R7569	1-218-990-81	SHORT CHIP	0		
R7492	1-218-965-11	RES-CHIP	10K	5%	1/16W	R7570	1-218-990-81	SHORT CHIP	0		
R7493	1-218-965-11	RES-CHIP	10K	5%	1/16W	R7571	1-208-683-11	METAL CHIP	1K	0.5%	1/10W
R7494	1-218-965-11	RES-CHIP	10K	5%	1/16W	R7577	1-216-809-11	METAL CHIP	100	5%	1/10W
R7495	1-216-841-11	METAL CHIP	47K	5%	1/10W	R7578	1-218-965-11	RES-CHIP	10K	5%	1/16W
R7496	1-218-965-11	RES-CHIP	10K	5%	1/16W	R7587	1-218-845-11	METAL CHIP	820	0.5%	1/10W
R7497	1-218-965-11	RES-CHIP	10K	5%	1/16W	R7588	1-218-965-11	RES-CHIP	10K	5%	1/16W
R7499	1-218-965-11	RES-CHIP	10K	5%	1/16W	R7589	1-218-990-81	SHORT CHIP	0		
R7504	1-216-809-11	METAL CHIP	100	5%	1/10W	R7590	1-218-965-11	RES-CHIP	10K	5%	1/16W
R7505	1-216-809-11	METAL CHIP	100	5%	1/10W	R7591	1-218-965-11	RES-CHIP	10K	5%	1/16W
R7506	1-216-809-11	METAL CHIP	100	5%	1/10W	R7592	1-218-965-11	RES-CHIP	10K	5%	1/16W
R7507	1-216-809-11	METAL CHIP	100	5%	1/10W	R7594	1-216-833-11	METAL CHIP	10K	5%	1/10W
R7509	1-216-809-11	METAL CHIP	100	5%	1/10W	R7595	1-216-833-11	METAL CHIP	10K	5%	1/10W
R7510	1-216-809-11	METAL CHIP	100	5%	1/10W	R7596	1-216-809-11	METAL CHIP	100	5%	1/10W
R7511	1-216-809-11	METAL CHIP	100	5%	1/10W	R7597	1-216-841-11	METAL CHIP	47K	5%	1/10W
R7512	1-216-809-11	METAL CHIP	100	5%	1/10W	R7598	1-216-833-11	METAL CHIP	10K	5%	1/10W
R7514	1-218-990-81	SHORT CHIP	0			R7599	1-218-990-81	SHORT CHIP	0		
R7515	1-218-990-81	SHORT CHIP	0			R7600	1-216-841-11	METAL CHIP	47K	5%	1/10W
R7516	1-218-990-81	SHORT CHIP	0			R7601	1-216-809-11	METAL CHIP	100	5%	1/10W
R7517	1-218-990-81	SHORT CHIP	0			R7602	1-216-845-11	METAL CHIP	100K	5%	1/10W
R7518	1-218-990-81	SHORT CHIP	0			R7603	1-220-397-11	METAL CHIP	4.7M	5%	1/10W
R7519	1-218-990-81	SHORT CHIP	0			R7606	1-216-864-11	SHORT CHIP	0		
R7520	1-216-864-11	SHORT CHIP	0			R7607	1-216-864-11	SHORT CHIP	0		
R7521	1-218-990-81	SHORT CHIP	0			R7608	1-216-817-11	METAL CHIP	470	5%	1/10W
R7522	1-218-990-81	SHORT CHIP	0			R7612	1-216-833-11	METAL CHIP	10K	5%	1/10W
R7523	1-218-990-81	SHORT CHIP	0			R7613	1-216-833-11	METAL CHIP	10K	5%	1/10W
R7524	1-218-990-81	SHORT CHIP	0			R7614	1-216-864-11	SHORT CHIP	0		
R7525	1-216-829-11	METAL CHIP	4.7K	5%	1/10W	< RESISTOR CHIP >					
R7526	1-216-817-11	METAL CHIP	470	5%	1/10W	RB1000	1-234-371-21	RES, NETWORK	47		(1005X4)
R7527	1-216-825-11	METAL CHIP	2.2K	5%	1/10W	RB1001	1-234-371-21	RES, NETWORK	47		(1005X4)
R7528	1-216-830-11	METAL CHIP	5.6K	5%	1/10W	RB1002	1-234-372-21	RES, NETWORK	100		(1005X4)
R7529	1-218-990-81	SHORT CHIP	0			RB1003	1-234-372-21	RES, NETWORK	100		(1005X4)
R7531	1-218-990-81	SHORT CHIP	0			RB1004	1-234-372-21	RES, NETWORK	100		(1005X4)
R7532	1-218-990-81	SHORT CHIP	0			RB1005	1-234-371-21	RES, NETWORK	47		(1005X4)
R7533	1-218-990-81	SHORT CHIP	0			RB1006	1-234-371-21	RES, NETWORK	47		(1005X4)
R7534	1-218-990-81	SHORT CHIP	0			RB1007	1-234-372-21	RES, NETWORK	100		(1005X4)
R7535	1-218-990-81	SHORT CHIP	0			RB1008	1-234-377-21	RES, NETWORK	4.7K		(1005X4)
R7537	1-218-990-81	SHORT CHIP	0			RB1009	1-234-377-21	RES, NETWORK	4.7K		(1005X4)
R7538	1-218-990-81	SHORT CHIP	0			RB1010	1-234-372-21	RES, NETWORK	100		(1005X4)
R7541	1-218-990-81	SHORT CHIP	0			RB1011	1-234-372-21	RES, NETWORK	100		(1005X4)
R7542	1-218-990-81	SHORT CHIP	0			RB1012	1-234-371-21	RES, NETWORK	47		(1005X4)
R7549	1-208-699-11	METAL CHIP	4.7K	0.5%	1/16W						

REF.NO.	PART.NO	DESCRIPTION	REMARK	REF.NO.	PART.NO	DESCRIPTION	REMARK
RB1013	1-234-371-21	RES, NETWORK 47	(1005X4)	C3106	1-125-777-11	CERAMIC CHIP 0.1UF	10.00% 10V
RB1014	1-234-372-21	RES, NETWORK 100	(1005X4)	C3107	1-125-777-11	CERAMIC CHIP 0.1UF	10.00% 10V
RB1015	1-234-372-21	RES, NETWORK 100	(1005X4)	C3108	1-125-777-11	CERAMIC CHIP 0.1UF	10.00% 10V
RB1016	1-234-372-21	RES, NETWORK 100	(1005X4)	C3109	1-100-597-91	CERAMIC CHIP 0.1UF	10% 25V
RB1017	1-234-372-21	RES, NETWORK 100	(1005X4)	C3110	1-100-597-91	CERAMIC CHIP 0.1UF	10% 25V
RB4703	1-234-375-21	RES, NETWORK 1K	(1005X4)	C3111	1-100-597-91	CERAMIC CHIP 0.1UF	10% 25V
RB4704	1-234-370-21	RES, NETWORK 22	(1005X4)	C3112	1-100-597-91	CERAMIC CHIP 0.1UF	10% 25V
RB4705	1-234-370-21	RES, NETWORK 22	(1005X4)	C3113	1-100-597-91	CERAMIC CHIP 0.1UF	10% 25V
RB4706	1-234-375-21	RES, NETWORK 1K	(1005X4)	C3114	1-100-597-91	CERAMIC CHIP 0.1UF	10% 25V
RB5500	1-234-370-21	RES, NETWORK 22	(1005X4)	C3115	1-100-597-91	CERAMIC CHIP 0.1UF	10% 25V
RB5501	1-234-370-21	RES, NETWORK 22	(1005X4)	C3116	1-100-597-91	CERAMIC CHIP 0.1UF	10% 25V
RB5502	1-234-370-21	RES, NETWORK 22	(1005X4)	C3117	1-100-597-91	CERAMIC CHIP 0.1UF	10% 25V
RB5503	1-234-370-21	RES, NETWORK 22	(1005X4)	C3118	1-117-720-11	CERAMIC CHIP 4.7UF	10V
RB5504	1-234-370-21	RES, NETWORK 22	(1005X4)	C3119	1-100-597-91	CERAMIC CHIP 0.1UF	10% 25V
RB5505	1-234-370-21	RES, NETWORK 22	(1005X4)	C3120	1-100-597-91	CERAMIC CHIP 0.1UF	10% 25V
RB5506	1-234-370-21	RES, NETWORK 22	(1005X4)	C3121	1-100-597-91	CERAMIC CHIP 0.1UF	10% 25V
RB5507	1-234-370-21	RES, NETWORK 22	(1005X4)	C3122	1-125-777-11	CERAMIC CHIP 0.1UF	10.00% 10V
RB5509	1-234-370-21	RES, NETWORK 22	(1005X4)	C3123	1-100-597-91	CERAMIC CHIP 0.1UF	10% 25V
RB5510	1-234-370-21	RES, NETWORK 22	(1005X4)	C3124	1-125-777-11	CERAMIC CHIP 0.1UF	10.00% 10V
RB5511	1-234-370-21	RES, NETWORK 22	(1005X4)	C3125	1-100-597-91	CERAMIC CHIP 0.1UF	10% 25V
RB5512	1-234-370-21	RES, NETWORK 22	(1005X4)	C3126	1-100-597-91	CERAMIC CHIP 0.1UF	10% 25V
< THERMISTOR >				C3127	1-100-597-91	CERAMIC CHIP 0.1UF	10% 25V
TH7400	1-809-350-21	THERMISTOR, NTC (2125)		C3128	1-100-597-91	CERAMIC CHIP 0.1UF	10% 25V
< VARISTOR >				C3129	1-100-597-91	CERAMIC CHIP 0.1UF	10% 25V
VD5400	1-803-974-21	VARISTOR, CHIP	(1608)	C3130	1-100-597-91	CERAMIC CHIP 0.1UF	10% 25V
VD5401	1-803-974-21	VARISTOR, CHIP	(1608)	C3131	1-100-597-91	CERAMIC CHIP 0.1UF	10% 25V
VD5402	1-803-974-21	VARISTOR, CHIP	(1608)	C3132	1-164-850-11	CERAMIC CHIP 10PF	0.50PF 50V
VD5403	1-803-974-21	VARISTOR, CHIP	(1608)	C3133	1-100-597-91	CERAMIC CHIP 0.1UF	10% 25V
VD5404	1-803-974-21	VARISTOR, CHIP	(1608)	C3134	1-100-597-91	CERAMIC CHIP 0.1UF	10% 25V
< CRYSTAL >				C3135	1-100-597-91	CERAMIC CHIP 0.1UF	10% 25V
X1000	1-795-537-21	VIBRATOR, CRYSTAL		C3136	1-125-777-11	CERAMIC CHIP 0.1UF	10.00% 10V
X1001	1-781-696-31	VIBRATOR, CRYSTAL		C3137	1-125-777-11	CERAMIC CHIP 0.1UF	10.00% 10V
X5000	1-795-790-11	VIBRATOR, CRYSTAL		C3138	1-165-908-11	CERAMIC CHIP 1UF	10% 10V
*A-1122-473-A N Board, Complete (Digital Models only)				C3200	1-125-777-11	CERAMIC CHIP 0.1UF	10.00% 10V
4-204-791-01		SCREW + B, 2X8		C3201	1-117-720-11	CERAMIC CHIP 4.7UF	10V
A3300	*1-815-640-21	CONNECTOR, CARD (PCMCIA CARD)		C3202	1-125-777-11	CERAMIC CHIP 0.1UF	10.00% 10V
< CAPACITOR >				C3203	1-125-777-11	CERAMIC CHIP 0.1UF	10.00% 10V
C3100	1-165-908-11	CERAMIC CHIP 1UF	10% 10V	C3204	1-164-846-11	CERAMIC CHIP 6PF	0.50PF 50V
C3101	1-126-206-11	ELECT CHIP 100UF	20.00% 6.3V	C3205	1-125-777-11	CERAMIC CHIP 0.1UF	10.00% 10V
C3102	1-165-908-11	CERAMIC CHIP 1UF	10% 10V	C3206	1-165-908-11	CERAMIC CHIP 1UF	10% 10V
C3103	1-125-777-11	CERAMIC CHIP 0.1UF	10.00% 10V	C3207	1-125-777-11	CERAMIC CHIP 0.1UF	10.00% 10V
C3104	1-125-777-11	CERAMIC CHIP 0.1UF	10.00% 10V	C3208	1-125-777-11	CERAMIC CHIP 0.1UF	10.00% 10V
C3105	1-125-777-11	CERAMIC CHIP 0.1UF	10.00% 10V	C3209	1-125-777-11	CERAMIC CHIP 0.1UF	10.00% 10V
				C3210	1-125-777-11	CERAMIC CHIP 0.1UF	10.00% 10V
				C3211	1-117-720-11	CERAMIC CHIP 4.7UF	10V
				C3212	1-126-206-11	ELECT CHIP 100UF	20.00% 6.3V
				C3213	1-164-846-11	CERAMIC CHIP 6PF	0.50PF 50V
				C3214	1-125-777-11	CERAMIC CHIP 0.1UF	10.00% 10V
				C3215	1-164-937-11	CERAMIC CHIP 0.001UF	10.00% 50V
				C3216	1-125-777-11	CERAMIC CHIP 0.1UF	10.00% 10V

REF.NO.	PART.NO	DESCRIPTION	REMARK	REF.NO.	PART.NO	DESCRIPTION	REMARK
C3217	1-117-720-11	CERAMIC CHIP 4.7UF	10V	C3423	1-125-777-11	CERAMIC CHIP 0.1UF	10.00% 10V
C3218	1-125-777-11	CERAMIC CHIP 0.1UF	10.00% 10V	C3424	1-100-597-91	CERAMIC CHIP 0.1UF	10% 25V
C3219	1-125-777-11	CERAMIC CHIP 0.1UF	10.00% 10V	C3425	1-124-779-00	ELECT CHIP 10UF	20.00% 16V
C3220	1-125-777-11	CERAMIC CHIP 0.1UF	10.00% 10V	C3426	1-125-777-11	CERAMIC CHIP 0.1UF	10.00% 10V
C3230	1-164-937-11	CERAMIC CHIP 0.001UF	10.00% 50V	C3427	1-125-777-11	CERAMIC CHIP 0.1UF	10.00% 10V
C3300	1-117-720-11	CERAMIC CHIP 4.7UF	10V	C3428	1-125-777-11	CERAMIC CHIP 0.1UF	10.00% 10V
C3301	1-125-777-11	CERAMIC CHIP 0.1UF	10.00% 10V	C3429	1-125-777-11	CERAMIC CHIP 0.1UF	10.00% 10V
C3303	1-125-777-11	CERAMIC CHIP 0.1UF	10.00% 10V	C3430	1-125-777-11	CERAMIC CHIP 0.1UF	10.00% 10V
C3304	1-125-777-11	CERAMIC CHIP 0.1UF	10.00% 10V	C3431	1-125-777-11	CERAMIC CHIP 0.1UF	10.00% 10V
C3306	1-125-777-11	CERAMIC CHIP 0.1UF	10.00% 10V	C3432	1-125-777-11	CERAMIC CHIP 0.1UF	10.00% 10V
C3307	1-117-720-11	CERAMIC CHIP 4.7UF	10V	C3433	1-126-206-11	ELECT CHIP 100UF	20.00% 6.3V
C3308	1-125-777-11	CERAMIC CHIP 0.1UF	10.00% 10V	C3434	1-126-206-11	ELECT CHIP 100UF	20.00% 6.3V
C3309	1-125-777-11	CERAMIC CHIP 0.1UF	10.00% 10V	C3435	1-126-206-11	ELECT CHIP 100UF	20.00% 6.3V
C3310	1-125-777-11	CERAMIC CHIP 0.1UF	10.00% 10V	C3436	1-126-206-11	ELECT CHIP 100UF	20.00% 6.3V
C3311	1-125-777-11	CERAMIC CHIP 0.1UF	10.00% 10V	C3438	1-165-908-11	CERAMIC CHIP 1UF	10% 10V
C3312	1-125-777-11	CERAMIC CHIP 0.1UF	10.00% 10V	C3439	1-125-777-11	CERAMIC CHIP 0.1UF	10.00% 10V
C3313	1-125-777-11	CERAMIC CHIP 0.1UF	10.00% 10V	C3440	1-165-908-11	CERAMIC CHIP 1UF	10% 10V
C3314	1-125-777-11	CERAMIC CHIP 0.1UF	10.00% 10V	C3441	1-165-908-11	CERAMIC CHIP 1UF	10% 10V
C3315	1-125-777-11	CERAMIC CHIP 0.1UF	10.00% 10V	C3442	1-100-597-91	CERAMIC CHIP 0.1UF	10% 25V
C3316	1-125-777-11	CERAMIC CHIP 0.1UF	10.00% 10V	C3443	1-100-597-91	CERAMIC CHIP 0.1UF	10% 25V
C3317	1-125-777-11	CERAMIC CHIP 0.1UF	10.00% 10V	C3444	1-100-611-91	CERAMIC CHIP 22UF	20% 6.3V
C3318	1-125-777-11	CERAMIC CHIP 0.1UF	10.00% 10V	C3445	1-100-611-91	CERAMIC CHIP 22UF	20% 6.3V
C3320	1-117-720-11	CERAMIC CHIP 4.7UF	10V	C3446	1-100-611-91	CERAMIC CHIP 22UF	20% 6.3V
C3321	1-125-777-11	CERAMIC CHIP 0.1UF	10.00% 10V	C3447	1-125-777-11	CERAMIC CHIP 0.1UF	10.00% 10V
C3322	1-164-937-11	CERAMIC CHIP 0.001UF	10.00% 50V	C3448	1-125-777-11	CERAMIC CHIP 0.1UF	10.00% 10V
C3323	1-125-777-11	CERAMIC CHIP 0.1UF	10.00% 10V	C3449	1-125-777-11	CERAMIC CHIP 0.1UF	10.00% 10V
C3324	1-125-777-11	CERAMIC CHIP 0.1UF	10.00% 10V	C3450	1-164-850-11	CERAMIC CHIP 10PF	0.50PF 50V
C3326	1-125-777-11	CERAMIC CHIP 0.1UF	10.00% 10V	C3451	1-164-850-11	CERAMIC CHIP 10PF	0.50PF 50V
C3400	1-100-611-91	CERAMIC CHIP 22UF	20% 6.3V	C3452	1-164-850-11	CERAMIC CHIP 10PF	0.50PF 50V
C3402	1-125-777-11	CERAMIC CHIP 0.1UF	10.00% 10V	C3504	1-125-777-11	CERAMIC CHIP 0.1UF	10.00% 10V
C3403	1-125-777-11	CERAMIC CHIP 0.1UF	10.00% 10V	C3509	1-117-720-11	CERAMIC CHIP 4.7UF	10V
C3404	1-164-943-81	CERAMIC CHIP 0.01UF	10.00% 16V	C3513	1-126-206-11	ELECT CHIP 100UF	20.00% 6.3V
C3405	1-125-777-11	CERAMIC CHIP 0.1UF	10.00% 10V	C3514	1-125-777-11	CERAMIC CHIP 0.1UF	10.00% 10V
C3406	1-100-597-91	CERAMIC CHIP 0.1UF	10% 25V	C3518	1-125-777-11	CERAMIC CHIP 0.1UF	10.00% 10V
C3407	1-124-779-00	ELECT CHIP 10UF	20.00% 16V	C3520	1-125-777-11	CERAMIC CHIP 0.1UF	10.00% 10V
C3408	1-125-777-11	CERAMIC CHIP 0.1UF	10.00% 10V	C3521	1-125-777-11	CERAMIC CHIP 0.1UF	10.00% 10V
C3409	1-124-779-00	ELECT CHIP 10UF	20.00% 16V	C3522	1-125-777-11	CERAMIC CHIP 0.1UF	10.00% 10V
C3410	1-125-777-11	CERAMIC CHIP 0.1UF	10.00% 10V	C3523	1-125-777-11	CERAMIC CHIP 0.1UF	10.00% 10V
C3411	1-164-850-11	CERAMIC CHIP 10PF	0.50PF 50V	C3524	1-164-937-11	CERAMIC CHIP 0.001UF	10.00% 50V
C3412	1-126-206-11	ELECT CHIP 100UF	20.00% 6.3V	C3525	1-164-937-11	CERAMIC CHIP 0.001UF	10.00% 50V
C3413	1-126-206-11	ELECT CHIP 100UF	20.00% 6.3V	C3526	1-164-858-11	CERAMIC CHIP 22PF	5.00% 50V
C3414	1-125-777-11	CERAMIC CHIP 0.1UF	10.00% 10V	C3527	1-164-872-11	CERAMIC CHIP 82PF	5.00% 50V
C3415	1-125-777-11	CERAMIC CHIP 0.1UF	10.00% 10V	C3528	1-164-858-11	CERAMIC CHIP 22PF	5.00% 50V
C3416	1-125-777-11	CERAMIC CHIP 0.1UF	10.00% 10V	C3529	1-164-872-11	CERAMIC CHIP 82PF	5.00% 50V
C3417	1-125-777-11	CERAMIC CHIP 0.1UF	10.00% 10V	C3530	1-164-937-11	CERAMIC CHIP 0.001UF	10.00% 50V
C3418	1-125-777-11	CERAMIC CHIP 0.1UF	10.00% 10V	C3531	1-164-937-11	CERAMIC CHIP 0.001UF	10.00% 50V
C3419	1-164-874-11	CERAMIC CHIP 100PF	5.00% 50V	C3532	1-164-874-11	CERAMIC CHIP 100PF	5.00% 50V
C3420	1-164-874-11	CERAMIC CHIP 100PF	5.00% 50V	C3533	1-164-943-81	CERAMIC CHIP 0.01UF	10.00% 16V
C3421	1-117-720-11	CERAMIC CHIP 4.7UF	10V	C3534	1-164-943-81	CERAMIC CHIP 0.01UF	10.00% 16V
C3422	1-117-720-11	CERAMIC CHIP 4.7UF	10V	C3535	1-164-943-81	CERAMIC CHIP 0.01UF	10.00% 16V

REF.NO.	PART.NO	DESCRIPTION	REMARK	REF.NO.	PART.NO	DESCRIPTION	REMARK
C3536	1-164-943-81	CERAMIC CHIP 0.01UF	10.00% 16V	D3401	8-719-070-20	DIODE RB706F-40	
C3537	1-164-943-81	CERAMIC CHIP 0.01UF	10.00% 16V	D3402	8-719-058-24	DIODE RB501V-40TE-17	
C3538	1-164-943-81	CERAMIC CHIP 0.01UF	10.00% 16V	D3500	6-501-233-01	DIODE BZA862AVL	
C3539	1-125-777-11	CERAMIC CHIP 0.1UF	10.00% 10V	D3501	6-501-233-01	DIODE BZA862AVL	
C3540	1-125-777-11	CERAMIC CHIP 0.1UF	10.00% 10V	D3502	6-501-233-01	DIODE BZA862AVL	
C3541	1-164-943-81	CERAMIC CHIP 0.01UF	10.00% 16V	D3504	8-719-058-24	DIODE RB501V-40TE-17	
C3542	1-125-777-11	CERAMIC CHIP 0.1UF	10.00% 10V	D3800	8-719-066-11	DIODE 1PS184-115	
C3543	1-164-943-81	CERAMIC CHIP 0.01UF	10.00% 16V	< FERRITE BEAD >			
C3544	1-164-943-81	CERAMIC CHIP 0.01UF	10.00% 16V	FB3100	1-469-869-21	FERRITE	0UH
C3545	1-164-943-81	CERAMIC CHIP 0.01UF	10.00% 16V	FB3101	1-469-869-21	FERRITE	0UH
C3546	1-164-943-81	CERAMIC CHIP 0.01UF	10.00% 16V	FB3102	1-469-869-21	FERRITE	0UH
C3547	1-164-943-81	CERAMIC CHIP 0.01UF	10.00% 16V	FB3103	1-400-833-21	FERRITE	0UH
C3548	1-164-943-81	CERAMIC CHIP 0.01UF	10.00% 16V	FB3104	1-469-869-21	FERRITE	0UH
C3549	1-164-943-81	CERAMIC CHIP 0.01UF	10.00% 16V	FB3105	1-400-833-21	FERRITE	0UH
C3550	1-164-943-81	CERAMIC CHIP 0.01UF	10.00% 16V	FB3106	1-400-833-21	FERRITE	0UH
C3551	1-164-943-81	CERAMIC CHIP 0.01UF	10.00% 16V	FB3107	1-400-833-21	FERRITE	0UH
C3552	1-164-856-81	CERAMIC CHIP 18PF	5.00% 50V	FB3108	1-400-833-21	FERRITE	0UH
C3553	1-164-856-81	CERAMIC CHIP 18PF	5.00% 50V	FB3109	1-400-833-21	FERRITE	0UH
C3570	1-125-777-11	CERAMIC CHIP 0.1UF	10.00% 10V	FB3110	1-400-833-21	FERRITE	0UH
C3571	1-125-777-11	CERAMIC CHIP 0.1UF	10.00% 10V	FB3111	1-400-833-21	FERRITE	0UH
C3800	1-125-777-11	CERAMIC CHIP 0.1UF	10.00% 10V	FB3112	1-400-833-21	FERRITE	0UH
C3801	1-125-777-11	CERAMIC CHIP 0.1UF	10.00% 10V	FB3200	1-400-244-11	FERRITE	0UH
C3802	1-124-779-00	ELECT CHIP 10UF	20.00% 16V	FB3201	1-400-244-11	FERRITE	0UH
C3804	1-125-777-11	CERAMIC CHIP 0.1UF	10.00% 10V	FB3300	1-469-869-21	FERRITE	0UH
C3805	1-125-777-11	CERAMIC CHIP 0.1UF	10.00% 10V	FB3301	1-469-869-21	FERRITE	0UH
C3806	1-125-777-11	CERAMIC CHIP 0.1UF	10.00% 10V	FB3400	1-400-244-11	FERRITE	0UH
C3807	1-125-777-11	CERAMIC CHIP 0.1UF	10.00% 10V	FB3401	1-400-244-11	FERRITE	0UH
C3808	1-125-777-11	CERAMIC CHIP 0.1UF	10.00% 10V	FB3402	1-400-244-11	FERRITE	0UH
C3809	1-125-777-11	CERAMIC CHIP 0.1UF	10.00% 10V	FB3403	1-469-458-91	FERRITE	0UH
C3810	1-125-777-11	CERAMIC CHIP 0.1UF	10.00% 10V	FB3404	1-469-869-21	FERRITE	0UH
C3811	1-164-935-11	CERAMIC CHIP 470PF	10.00% 50V	FB3405	1-469-869-21	FERRITE	0UH
C3812	1-125-777-11	CERAMIC CHIP 0.1UF	10.00% 10V	FB3406	1-469-869-21	FERRITE	0UH
C3813	1-125-777-11	CERAMIC CHIP 0.1UF	10.00% 10V	FB3407	1-469-869-21	FERRITE	0UH
C3814	1-125-777-11	CERAMIC CHIP 0.1UF	10.00% 10V	FB3408	1-400-461-21	FERRITE	0UH
C3816	1-125-777-11	CERAMIC CHIP 0.1UF	10.00% 10V	FB3409	1-400-461-21	FERRITE	0UH
C3817	1-125-777-11	CERAMIC CHIP 0.1UF	10.00% 10V	FB3410	1-400-461-21	FERRITE	0UH
< CONNECTOR >				FB3411	1-400-461-21	FERRITE	0UH
CN3300	*1-815-641-11	CONNECTOR, CARD (PCMCIA CARD)		FB3412	1-400-834-21	FERRITE	0UH
CN3400	1-695-209-21	PIN, CONNECTOR (PC BOARD) 15P		FB3413	1-400-834-21	FERRITE	0UH
CN3401	1-764-087-21	PIN, CONNECTOR (PC BOARD) 14P		FB3414	1-400-834-21	FERRITE	0UH
CN3402	1-695-889-21	PIN, CONNECTOR (PC BOARD) 10P		FB3415	1-400-834-21	FERRITE	0UH
CN3403	*1-779-268-21	PIN, CONNECTOR (1.5MM) (SMD) 11P		FB3416	1-400-834-21	FERRITE	0UH
CN3404	*1-766-376-11	PIN, CONNECTOR (1.5MM) (SMD) 9P		FB3417	1-400-834-21	FERRITE	0UH
CN3500	1-770-501-11	JACK 10P		FB3418	1-400-834-21	FERRITE	0UH
CN3503	*1-764-080-21	PIN, CONNECTOR (PC BOARD) 8P		FB3419	1-400-834-21	FERRITE	0UH
< DIODE >				FB3420	1-400-834-21	FERRITE	0UH
D3400	8-719-070-20	DIODE RB706F-40		FB3501	1-469-458-91	FERRITE	0UH
				FB3502	1-469-458-91	FERRITE	0UH

REF.NO.	PART.NO	DESCRIPTION	REMARK	REF.NO.	PART.NO	DESCRIPTION	REMARK
FB3503	1-400-244-11	FERRITE	OUH	IC3401	8-759-701-40	IC NJM3404AM-T1	
FB3504	1-400-244-11	FERRITE	OUH	IC3402	6-705-403-01	IC PQ070XZ01ZPH	
FB3505	1-400-244-11	FERRITE	OUH	IC3403	6-705-403-01	IC PQ070XZ01ZPH	
FB3507	1-400-244-11	FERRITE	OUH	IC3404	6-705-789-01	IC LM3526MX-H/J5000396	
FB3509	1-414-772-11	FERRITE	OUH	IC3502	8-759-644-48	IC 74LVC541APW	
FB3546	1-400-244-11	FERRITE	OUH	IC3504	8-753-212-44	IC CXD1976R-T6	
FB3547	1-400-244-11	FERRITE	OUH	IC3800	6-703-175-01	IC PST3629UL	
FB3548	1-400-244-11	FERRITE	OUH	IC3801	8-759-670-18	IC 74LVC273PW	
FB3549	1-400-244-11	FERRITE	OUH	IC3802	8-759-670-18	IC 74LVC273PW	
FB3550	1-400-244-11	FERRITE	OUH	IC3803	6-706-487-01	IC TC7SH08FU(T5RSOYJF)	
FB3551	1-400-244-11	FERRITE	OUH	IC3804	8-759-564-09	IC 74LVC32A-PW	
FB3552	1-400-244-11	FERRITE	OUH	IC3805	8-759-564-91	IC 74LVC08APW	
FB3553	1-400-244-11	FERRITE	OUH	IC3806	6-706-487-01	IC TC7SH08FU(T5RSOYJF)	
FB3554	1-469-869-21	FERRITE	OUH	IC3807	6-704-067-01	IC M24128-BWMN6T(A)	
FB3555	1-469-869-21	FERRITE	OUH				
FB3557	1-400-244-11	FERRITE	OUH			< COIL >	
FB3800	1-400-244-11	FERRITE	OUH	L3100	1-400-859-41	INDUCTOR	0.82UH
FB3801	1-400-244-11	FERRITE	OUH	L3500	1-412-006-31	INDUCTOR	10UH
FB3802	1-400-244-11	FERRITE	OUH	L3501	1-469-842-21	INDUCTOR	0.47UH
FB3803	1-400-244-11	FERRITE	OUH	L3502	1-410-981-42	INDUCTOR	0.1UH
FB3804	1-400-244-11	FERRITE	OUH	L3503	1-410-981-42	INDUCTOR	0.1UH
FB3805	1-400-244-11	FERRITE	OUH				
FB3806	1-400-244-11	FERRITE	OUH	L3504	1-410-981-42	INDUCTOR	0.1UH
		< FILTER >				< TRANSISTOR >	
FL3500	1-239-899-21	FERRITE	OUH	Q3400	6-550-237-01	TRANSISTOR 2SC5658T2LQ/R	
		< IC >		Q3401	6-550-237-01	TRANSISTOR 2SC5658T2LQ/R	
IC3100	6-702-498-21	IC UPD61120AF1-100-JN1-A		Q3402	6-550-237-01	TRANSISTOR 2SC5658T2LQ/R	
IC3200	6-707-809-01	IC EDD1216AATA-6B-E		Q3403	6-550-232-01	TRANSISTOR 2SA2029T2LQ/R	
IC3201	6-705-271-01	IC KA5SDKAS01TSL		Q3404	6-550-237-01	TRANSISTOR 2SC5658T2LQ/R	
IC3206	6-704-621-01	IC TC58DVM72A1TG00		Q3405	6-550-232-01	TRANSISTOR 2SA2029T2LQ/R	
IC3301	8-759-644-48	IC 74LVC541APW		Q3406	6-550-237-01	TRANSISTOR 2SC5658T2LQ/R	
IC3302	8-759-644-48	IC 74LVC541APW		Q3407	6-550-237-01	TRANSISTOR 2SC5658T2LQ/R	
IC3303	8-759-564-22	IC 74LVC00-PW		Q3408	6-550-237-01	TRANSISTOR 2SC5658T2LQ/R	
IC3304	8-759-644-48	IC 74LVC541APW		Q3409	6-550-237-01	TRANSISTOR 2SC5658T2LQ/R	
IC3305	8-759-644-48	IC 74LVC541APW		Q3410	6-550-232-01	TRANSISTOR 2SA2029T2LQ/R	
IC3306	8-759-644-48	IC 74LVC541APW		Q3411	6-550-232-01	TRANSISTOR 2SA2029T2LQ/R	
IC3307	8-759-298-90	IC 74LVT245PW		Q3412	6-550-237-01	TRANSISTOR 2SC5658T2LQ/R	
IC3308	8-759-644-48	IC 74LVC541APW		Q3504	8-729-027-43	TRANSISTOR DTC114EKA-T146	
IC3309	8-759-644-48	IC 74LVC541APW		Q3800	8-729-027-43	TRANSISTOR DTC114EKA-T146	
IC3310	8-759-644-48	IC 74LVC541APW		Q3801	8-729-027-43	TRANSISTOR DTC114EKA-T146	
IC3311	8-759-298-90	IC 74LVT245PW		Q3804	8-729-027-43	TRANSISTOR DTC114EKA-T146	
IC3312	8-759-644-48	IC 74LVC541APW		Q3805	8-729-027-43	TRANSISTOR DTC114EKA-T146	
IC3313	8-759-644-48	IC 74LVC541APW		Q3806	6-550-237-01	TRANSISTOR 2SC5658T2LQ/R	
IC3314	8-759-644-48	IC 74LVC541APW		Q3808	6-550-232-01	TRANSISTOR 2SA2029T2LQ/R	
IC3315	8-759-564-09	IC 74LVC32A-PW				< RESISTOR >	
IC3316	6-708-132-01	IC 74LVC14APW		R3100	1-218-937-11	RES-CHIP	47 5% 1/16W
IC3400	6-707-808-01	IC WM8727GED/RV		R3101	1-218-941-81	RES-CHIP	100 5% 1/16W
				R3102	1-218-937-11	RES-CHIP	47 5% 1/16W
				R3103	1-218-937-11	RES-CHIP	47 5% 1/16W

REF.NO.	PART.NO	DESCRIPTION	REMARK			REF.NO.	PART.NO	DESCRIPTION	REMARK		
R3104	1-218-937-11	RES-CHIP	47	5%	1/16W	R3213	1-218-957-11	RES-CHIP	2.2K	5%	1/16W
R3105	1-218-937-11	RES-CHIP	47	5%	1/16W	R3214	1-218-957-11	RES-CHIP	2.2K	5%	1/16W
R3106	1-218-937-11	RES-CHIP	47	5%	1/16W	R3216	1-218-953-11	RES-CHIP	1K	5%	1/16W
R3107	1-218-937-11	RES-CHIP	47	5%	1/16W	R3218	1-218-953-11	RES-CHIP	1K	5%	1/16W
R3108	1-218-937-11	RES-CHIP	47	5%	1/16W	R3220	1-218-957-11	RES-CHIP	2.2K	5%	1/16W
R3109	1-218-941-81	RES-CHIP	100	5%	1/16W	R3222	1-218-953-11	RES-CHIP	1K	5%	1/16W
R3110	1-218-937-11	RES-CHIP	47	5%	1/16W	R3224	1-218-953-11	RES-CHIP	1K	5%	1/16W
R3111	1-218-937-11	RES-CHIP	47	5%	1/16W	R3227	1-218-953-11	RES-CHIP	1K	5%	1/16W
R3112	1-218-937-11	RES-CHIP	47	5%	1/16W	R3229	1-218-953-11	RES-CHIP	1K	5%	1/16W
R3113	1-218-937-11	RES-CHIP	47	5%	1/16W	R3230	1-218-953-11	RES-CHIP	1K	5%	1/16W
R3114	1-218-937-11	RES-CHIP	47	5%	1/16W	R3232	1-218-953-11	RES-CHIP	1K	5%	1/16W
R3115	1-218-941-81	RES-CHIP	100	5%	1/16W	R3234	1-218-953-11	RES-CHIP	1K	5%	1/16W
R3116	1-218-937-11	RES-CHIP	47	5%	1/16W	R3236	1-218-953-11	RES-CHIP	1K	5%	1/16W
R3117	1-218-937-11	RES-CHIP	47	5%	1/16W	R3238	1-218-953-11	RES-CHIP	1K	5%	1/16W
R3118	1-218-937-11	RES-CHIP	47	5%	1/16W	R3239	1-218-965-11	RES-CHIP	10K	5%	1/16W
R3119	1-218-965-11	RES-CHIP	10K	5%	1/16W	R3240	1-218-939-11	RES-CHIP	68	5%	1/16W
R3120	1-218-937-11	RES-CHIP	47	5%	1/16W	R3242	1-218-941-81	RES-CHIP	100	5%	1/16W
R3121	1-218-937-11	RES-CHIP	47	5%	1/16W	R3251	1-218-949-11	RES-CHIP	470	5%	1/16W
R3122	1-218-937-11	RES-CHIP	47	5%	1/16W	R3262	1-218-953-11	RES-CHIP	1K	5%	1/16W
R3123	1-218-937-11	RES-CHIP	47	5%	1/16W	R3303	1-218-953-11	RES-CHIP	1K	5%	1/16W
R3124	1-218-961-11	RES-CHIP	4.7K	5%	1/16W	R3306	1-218-941-81	RES-CHIP	100	5%	1/16W
R3125	1-218-961-11	RES-CHIP	4.7K	5%	1/16W	R3308	1-218-941-81	RES-CHIP	100	5%	1/16W
R3126	1-218-937-11	RES-CHIP	47	5%	1/16W	R3310	1-218-965-11	RES-CHIP	10K	5%	1/16W
R3127	1-218-937-11	RES-CHIP	47	5%	1/16W	R3311	1-218-965-11	RES-CHIP	10K	5%	1/16W
R3129	1-218-941-81	RES-CHIP	100	5%	1/16W	R3312	1-218-965-11	RES-CHIP	10K	5%	1/16W
R3130	1-218-941-81	RES-CHIP	100	5%	1/16W	R3313	1-218-965-11	RES-CHIP	10K	5%	1/16W
R3131	1-218-937-11	RES-CHIP	47	5%	1/16W	R3314	1-218-965-11	RES-CHIP	10K	5%	1/16W
R3132	1-218-937-11	RES-CHIP	47	5%	1/16W	R3317	1-218-961-11	RES-CHIP	4.7K	5%	1/16W
R3133	1-218-937-11	RES-CHIP	47	5%	1/16W	R3318	1-218-965-11	RES-CHIP	10K	5%	1/16W
R3135	1-218-937-11	RES-CHIP	47	5%	1/16W	R3321	1-218-941-81	RES-CHIP	100	5%	1/16W
R3136	1-218-937-11	RES-CHIP	47	5%	1/16W	R3324	1-218-941-81	RES-CHIP	100	5%	1/16W
R3137	1-218-937-11	RES-CHIP	47	5%	1/16W	R3325	1-218-937-11	RES-CHIP	47	5%	1/16W
R3139	1-218-990-81	SHORT CHIP	0			R3400	1-218-966-11	RES-CHIP	12K	5%	1/16W
R3141	1-218-937-11	RES-CHIP	47	5%	1/16W	R3401	1-218-967-11	RES-CHIP	15K	5%	1/16W
R3145	1-218-937-11	RES-CHIP	47	5%	1/16W	R3406	1-218-949-11	RES-CHIP	470	5%	1/16W
R3147	1-218-937-11	RES-CHIP	47	5%	1/16W	R3407	1-208-675-11	METAL CHIP	470	0.5%	1/16W
R3148	1-218-937-11	RES-CHIP	47	5%	1/16W	R3408	1-208-885-11	METAL CHIP	820	0.5%	1/16W
R3149	1-218-937-11	RES-CHIP	47	5%	1/16W	R3415	1-208-675-11	METAL CHIP	470	0.5%	1/16W
R3156	1-218-937-11	RES-CHIP	47	5%	1/16W	R3421	1-218-990-81	SHORT CHIP	0		
R3157	1-218-965-11	RES-CHIP	10K	5%	1/16W	R3422	1-218-937-11	RES-CHIP	47	5%	1/16W
R3160	1-218-937-11	RES-CHIP	47	5%	1/16W	R3423	1-218-937-11	RES-CHIP	47	5%	1/16W
R3200	1-218-941-11	RES-CHIP	100	5%	1/16W	R3424	1-218-945-11	RES-CHIP	220	5%	1/16W
R3201	1-218-941-11	RES-CHIP	100	5%	1/16W	R3427	1-218-949-11	RES-CHIP	470	5%	1/16W
R3202	1-218-939-11	RES-CHIP	68	5%	1/16W	R3428	1-218-949-11	RES-CHIP	470	5%	1/16W
R3203	1-218-941-81	RES-CHIP	100	5%	1/16W	R3429	1-218-949-11	RES-CHIP	470	5%	1/16W
R3204	1-218-941-81	RES-CHIP	100	5%	1/16W	R3430	1-218-953-11	RES-CHIP	1K	5%	1/16W
R3205	1-218-937-11	RES-CHIP	47	5%	1/16W	R3433	1-218-937-11	RES-CHIP	47	5%	1/16W
R3206	1-218-953-11	RES-CHIP	1K	5%	1/16W	R3434	1-218-937-11	RES-CHIP	47	5%	1/16W
R3211	1-218-957-11	RES-CHIP	2.2K	5%	1/16W	R3435	1-218-937-11	RES-CHIP	47	5%	1/16W
R3212	1-218-957-11	RES-CHIP	2.2K	5%	1/16W	R3436	1-218-937-11	RES-CHIP	47	5%	1/16W

REF.NO.	PART.NO	DESCRIPTION	REMARK			REF.NO.	PART.NO	DESCRIPTION	REMARK		
R3438	1-218-966-11	RES-CHIP	12K	5%	1/16W	R3491	1-218-967-11	RES-CHIP	15K	5%	1/16W
R3439	1-218-990-81	SHORT CHIP	0			R3492	1-218-953-11	RES-CHIP	1K	5%	1/16W
R3440	1-218-990-81	SHORT CHIP	0			R3493	1-218-941-81	RES-CHIP	100	5%	1/16W
R3441	1-218-937-11	RES-CHIP	47	5%	1/16W	R3500	1-216-295-91	SHORT CHIP	0		
R3442	1-218-949-11	RES-CHIP	470	5%	1/16W	R3501	1-216-295-91	SHORT CHIP	0		
R3444	1-208-683-11	METAL CHIP	1K	0.5%	1/16W	R3502	1-216-295-91	SHORT CHIP	0		
R3445	1-208-683-11	METAL CHIP	1K	0.5%	1/16W	R3504	1-218-965-11	RES-CHIP	10K	5%	1/16W
R3446	1-218-972-11	RES-CHIP	39K	5%	1/16W	R3505	1-218-953-11	RES-CHIP	1K	5%	1/16W
R3447	1-218-972-11	RES-CHIP	39K	5%	1/16W	R3506	1-218-941-81	RES-CHIP	100	5%	1/16W
R3448	1-218-965-11	RES-CHIP	10K	5%	1/16W	R3507	1-218-941-81	RES-CHIP	100	5%	1/16W
R3449	1-218-967-11	RES-CHIP	15K	5%	1/16W	R3508	1-216-295-91	SHORT CHIP	0		
R3450	1-218-965-11	RES-CHIP	10K	5%	1/16W	R3509	1-218-953-11	RES-CHIP	1K	5%	1/16W
R3451	1-218-967-11	RES-CHIP	15K	5%	1/16W	R3510	1-218-961-11	RES-CHIP	4.7K	5%	1/16W
R3452	1-218-967-11	RES-CHIP	15K	5%	1/16W	R3511	1-218-961-11	RES-CHIP	4.7K	5%	1/16W
R3453	1-218-967-11	RES-CHIP	15K	5%	1/16W	R3516	1-218-937-11	RES-CHIP	47	5%	1/16W
R3454	1-218-948-11	RES-CHIP	390	5%	1/16W	R3517	1-218-937-11	RES-CHIP	47	5%	1/16W
R3455	1-218-937-11	RES-CHIP	47	5%	1/16W	R3518	1-218-965-11	RES-CHIP	10K	5%	1/16W
R3456	1-218-967-11	RES-CHIP	15K	5%	1/16W	R3537	1-218-957-11	RES-CHIP	2.2K	5%	1/16W
R3457	1-208-683-11	METAL CHIP	1K	0.5%	1/16W	R3542	1-218-965-11	RES-CHIP	10K	5%	1/16W
R3458	1-218-941-11	RES-CHIP	100	5%	1/16W	R3543	1-218-957-11	RES-CHIP	2.2K	5%	1/16W
R3459	1-218-941-11	RES-CHIP	100	5%	1/16W	R3544	1-218-965-11	RES-CHIP	10K	5%	1/16W
R3460	1-208-683-11	METAL CHIP	1K	0.5%	1/16W	R3545	1-218-957-11	RES-CHIP	2.2K	5%	1/16W
R3461	1-218-965-11	RES-CHIP	10K	5%	1/16W	R3546	1-218-941-81	RES-CHIP	100	5%	1/16W
R3462	1-218-965-11	RES-CHIP	10K	5%	1/16W	R3547	1-218-941-81	RES-CHIP	100	5%	1/16W
R3463	1-218-953-11	RES-CHIP	1K	5%	1/16W	R3548	1-218-965-11	RES-CHIP	10K	5%	1/16W
R3464	1-218-953-11	RES-CHIP	1K	5%	1/16W	R3550	1-208-927-11	METAL CHIP	47K	0.5%	1/16W
R3465	1-218-966-11	RES-CHIP	12K	5%	1/16W	R3554	1-218-965-11	RES-CHIP	10K	5%	1/16W
R3466	1-218-967-11	RES-CHIP	15K	5%	1/16W	R3558	1-208-687-11	METAL CHIP	1.5K	0.5%	1/16W
R3467	1-218-966-11	RES-CHIP	12K	5%	1/16W	R3559	1-208-927-11	METAL CHIP	47K	0.5%	1/16W
R3468	1-218-967-11	RES-CHIP	15K	5%	1/16W	R3560	1-218-937-11	RES-CHIP	47	5%	1/16W
R3469	1-218-949-11	RES-CHIP	470	5%	1/16W	R3561	1-218-941-81	RES-CHIP	100	5%	1/16W
R3470	1-208-675-11	METAL CHIP	470	0.5%	1/16W	R3562	1-218-941-81	RES-CHIP	100	5%	1/16W
R3471	1-208-885-11	METAL CHIP	820	0.5%	1/16W	R3563	1-218-941-81	RES-CHIP	100	5%	1/16W
R3472	1-218-949-11	RES-CHIP	470	5%	1/16W	R3564	1-218-941-81	RES-CHIP	100	5%	1/16W
R3473	1-208-675-11	METAL CHIP	470	0.5%	1/16W	R3565	1-218-941-81	RES-CHIP	100	5%	1/16W
R3474	1-208-885-11	METAL CHIP	820	0.5%	1/16W	R3566	1-218-989-11	RES-CHIP	1M	5%	1/16W
R3475	1-218-949-11	RES-CHIP	470	5%	1/16W	R3567	1-218-941-81	RES-CHIP	100	5%	1/16W
R3478	1-208-675-11	METAL CHIP	470	0.5%	1/16W	R3601	1-218-953-11	RES-CHIP	1K	5%	1/16W
R3479	1-208-885-11	METAL CHIP	820	0.5%	1/16W	R3602	1-218-941-81	RES-CHIP	100	5%	1/16W
R3480	1-218-941-81	RES-CHIP	100	5%	1/16W	R3603	1-218-941-81	RES-CHIP	100	5%	1/16W
R3481	1-218-941-81	RES-CHIP	100	5%	1/16W	R3604	1-218-965-11	RES-CHIP	10K	5%	1/16W
R3482	1-218-948-11	RES-CHIP	390	5%	1/16W	R3609	1-218-941-81	RES-CHIP	100	5%	1/16W
R3483	1-218-948-11	RES-CHIP	390	5%	1/16W	R3610	1-218-965-11	RES-CHIP	10K	5%	1/16W
R3484	1-216-001-00	RES-CHIP	10	5%	1/10W	R3611	1-218-965-11	RES-CHIP	10K	5%	1/16W
R3485	1-218-990-81	SHORT CHIP	0			R3613	1-218-941-81	RES-CHIP	100	5%	1/16W
R3486	1-218-948-11	RES-CHIP	390	5%	1/16W	R3616	1-218-965-11	RES-CHIP	10K	5%	1/16W
R3487	1-218-945-11	RES-CHIP	220	5%	1/16W	R3617	1-218-965-11	RES-CHIP	10K	5%	1/16W
R3488	1-218-945-11	RES-CHIP	220	5%	1/16W	R3620	1-218-941-81	RES-CHIP	100	5%	1/16W
R3489	1-218-945-11	RES-CHIP	220	5%	1/16W	R3621	1-218-941-81	RES-CHIP	100	5%	1/16W
R3490	1-218-967-11	RES-CHIP	15K	5%	1/16W	R3623	1-218-965-11	RES-CHIP	10K	5%	1/16W

REF.NO.	PART.NO	DESCRIPTION	REMARK			REF.NO.	PART.NO	DESCRIPTION	REMARK		
R3629	1-218-965-11	RES-CHIP	10K	5%	1/16W	R3849	1-218-941-81	RES-CHIP	100	5%	1/16W
R3631	1-218-965-11	RES-CHIP	10K	5%	1/16W	R3850	1-218-953-11	RES-CHIP	1K	5%	1/16W
R3633	1-218-965-11	RES-CHIP	10K	5%	1/16W	R3852	1-218-941-81	RES-CHIP	100	5%	1/16W
R3635	1-218-965-11	RES-CHIP	10K	5%	1/16W	R3853	1-218-941-81	RES-CHIP	100	5%	1/16W
R3637	1-218-948-11	RES-CHIP	390	5%	1/16W	R3854	1-218-941-81	RES-CHIP	100	5%	1/16W
R3638	1-218-948-11	RES-CHIP	390	5%	1/16W	R3855	1-218-941-81	RES-CHIP	100	5%	1/16W
R3639	1-218-948-11	RES-CHIP	390	5%	1/16W	R3856	1-218-941-81	RES-CHIP	100	5%	1/16W
R3640	1-218-948-11	RES-CHIP	390	5%	1/16W	R3857	1-218-941-81	RES-CHIP	100	5%	1/16W
R3641	1-218-948-11	RES-CHIP	390	5%	1/16W	R3858	1-218-941-81	RES-CHIP	100	5%	1/16W
R3642	1-218-941-81	RES-CHIP	100	5%	1/16W	R3859	1-218-941-81	RES-CHIP	100	5%	1/16W
R3645	1-218-965-11	RES-CHIP	10K	5%	1/16W	R3861	1-218-941-81	RES-CHIP	100	5%	1/16W
R3646	1-218-965-11	RES-CHIP	10K	5%	1/16W	R3862	1-218-961-11	RES-CHIP	4.7K	5%	1/16W
R3647	1-218-965-11	RES-CHIP	10K	5%	1/16W	R3892	1-218-965-11	RES-CHIP	10K	5%	1/16W
R3800	1-218-969-11	RES-CHIP	22K	5%	1/16W	R3895	1-218-965-11	RES-CHIP	10K	5%	1/16W
R3801	1-218-953-11	RES-CHIP	1K	5%	1/16W	R3896	1-218-965-11	RES-CHIP	10K	5%	1/16W
R3802	1-218-941-81	RES-CHIP	100	5%	1/16W	R3899	1-218-965-11	RES-CHIP	10K	5%	1/16W
R3803	1-218-941-81	RES-CHIP	100	5%	1/16W	< RESISTOR CHIP >					
R3804	1-218-957-11	RES-CHIP	2.2K	5%	1/16W	RB3100	1-234-370-21	RES, NETWORK	22	(1005X4)	
R3806	1-218-941-81	RES-CHIP	100	5%	1/16W	RB3101	1-234-370-21	RES, NETWORK	22	(1005X4)	
R3809	1-218-941-81	RES-CHIP	100	5%	1/16W	RB3102	1-234-370-21	RES, NETWORK	22	(1005X4)	
R3810	1-218-941-81	RES-CHIP	100	5%	1/16W	RB3103	1-234-370-21	RES, NETWORK	22	(1005X4)	
R3814	1-218-941-81	RES-CHIP	100	5%	1/16W	RB3104	1-234-370-21	RES, NETWORK	22	(1005X4)	
R3815	1-218-941-81	RES-CHIP	100	5%	1/16W	RB3105	1-234-370-21	RES, NETWORK	22	(1005X4)	
R3816	1-218-941-81	RES-CHIP	100	5%	1/16W	RB3106	1-234-370-21	RES, NETWORK	22	(1005X4)	
R3817	1-218-941-81	RES-CHIP	100	5%	1/16W	RB3107	1-234-370-21	RES, NETWORK	22	(1005X4)	
R3818	1-218-941-81	RES-CHIP	100	5%	1/16W	RB3108	1-234-370-21	RES, NETWORK	22	(1005X4)	
R3819	1-218-941-81	RES-CHIP	100	5%	1/16W	RB3109	1-234-370-21	RES, NETWORK	22	(1005X4)	
R3820	1-218-941-81	RES-CHIP	100	5%	1/16W	RB3110	1-234-370-21	RES, NETWORK	22	(1005X4)	
R3821	1-218-941-81	RES-CHIP	100	5%	1/16W	RB3200	1-234-372-21	RES, NETWORK	100	(1005X4)	
R3822	1-218-965-11	RES-CHIP	10K	5%	1/16W	RB3201	1-234-372-21	RES, NETWORK	100	(1005X4)	
R3824	1-218-965-11	RES-CHIP	10K	5%	1/16W	RB3202	1-234-372-21	RES, NETWORK	100	(1005X4)	
R3825	1-218-965-11	RES-CHIP	10K	5%	1/16W	RB3203	1-234-702-11	RES, NETWORK	68	(1005X4)	
R3826	1-218-941-81	RES-CHIP	100	5%	1/16W	RB3204	1-234-702-11	RES, NETWORK	68	(1005X4)	
R3827	1-218-953-11	RES-CHIP	1K	5%	1/16W	RB3206	1-234-372-21	RES, NETWORK	100	(1005X4)	
R3828	1-218-941-81	RES-CHIP	100	5%	1/16W	RB3207	1-234-372-21	RES, NETWORK	100	(1005X4)	
R3830	1-218-941-81	RES-CHIP	100	5%	1/16W	RB3208	1-234-702-11	RES, NETWORK	68	(1005X4)	
R3831	1-218-941-81	RES-CHIP	100	5%	1/16W	RB3209	1-234-702-11	RES, NETWORK	68	(1005X4)	
R3832	1-218-990-81	SHORT CHIP	0			RB3500	1-234-371-21	RES, NETWORK	47	(1005X4)	
R3835	1-218-941-81	RES-CHIP	100	5%	1/16W	RB3501	1-234-371-21	RES, NETWORK	47	(1005X4)	
R3836	1-218-965-11	RES-CHIP	10K	5%	1/16W	< CRYSTAL >					
R3837	1-218-965-11	RES-CHIP	10K	5%	1/16W	X3200	1-813-055-11	QUARTZ CRYSTAL UNIT			
R3838	1-218-965-11	RES-CHIP	10K	5%	1/16W	X3500	1-813-547-11	QUARTZ CRYSTAL UNIT			
R3839	1-218-953-11	RES-CHIP	1K	5%	1/16W						
R3840	1-218-965-11	RES-CHIP	10K	5%	1/16W						
R3841	1-218-965-11	RES-CHIP	10K	5%	1/16W						
R3842	1-218-941-81	RES-CHIP	100	5%	1/16W						
R3843	1-218-941-81	RES-CHIP	100	5%	1/16W						
R3844	1-218-941-81	RES-CHIP	100	5%	1/16W						
R3846	1-218-949-11	RES-CHIP	470	5%	1/16W						
R3848	1-218-965-11	RES-CHIP	10K	5%	1/16W						

GE2

- 110 -

Note : The components identified by shading and marked Δ are critical for safety. Replace only with the part numbers specified in the parts list.

GE2 G1

REF.NO.	PART.NO	DESCRIPTION	REMARK	REF.NO.	PART.NO	DESCRIPTION	REMARK
L8813	1-412-058-11	INDUCTOR	10UH	C6005	Δ 1-119-892-51	CERAMIC 470PF	10.00% 250V
L8814	1-412-058-11	INDUCTOR	10UH	C6008	1-135-361-11	ELECT 180UF	20% 450V
< TRANSISTOR >				C6012	Δ 1-113-889-11	CERAMIC 0.001UF	20.00% 250V
Q8803	6-550-549-01	TRANSISTOR DTC114EUAFT106		C6013	Δ 1-113-889-11	CERAMIC 0.001UF	20.00% 250V
Q8804	8-729-422-33	TRANSISTOR 2SD601A-Q-TX		C6100	1-162-970-11	CERAMIC CHIP 0.01UF	10.00% 25V
Q8805	6-550-549-01	TRANSISTOR DTC114EUAFT106		C6101	1-107-905-11	ELECT 4.7UF	20% 50V
Q8806	8-729-422-33	TRANSISTOR 2SD601A-Q-TX		C6102	1-107-910-11	ELECT 100UF	20% 50V
< RESISTOR >				C6103	1-162-970-11	CERAMIC CHIP 0.01UF	10.00% 25V
R8802	1-216-295-91	SHORT CHIP	0	C6104	1-100-831-91	CERAMIC CHIP 0.001UF	2% 50V
R8803	1-216-295-91	SHORT CHIP	0	C6105	1-107-906-11	ELECT 10UF	20% 50V
R8804	1-216-864-11	SHORT CHIP	0	C6108	1-115-340-11	CERAMIC CHIP 0.22UF	10.00% 25V
R8807	1-216-821-11	METAL CHIP	1K 5% 1/10W	C6109	1-107-888-11	ELECT 47UF	20% 25V
R8808	1-216-295-91	SHORT CHIP	0	C6111	1-100-613-81	CERAMIC 470PF	5% 1KV
R8816	1-218-861-11	METAL CHIP	3.9K 0.5% 1/10W	C6112	1-165-608-11	FILM 15000PF	3% 800V
R8818	1-216-841-11	METAL CHIP	47K 5% 1/10W	C6116	1-163-021-91	CERAMIC CHIP 0.01UF	10.00% 50V
R8819	1-216-295-91	SHORT CHIP	0	C6200	1-164-245-11	CERAMIC CHIP 0.015UF	10.00% 25V
R8820	1-216-295-91	SHORT CHIP	0	C6202	1-128-954-11	ELECT 1000UF	20% 25V
R8821	1-218-850-11	METAL CHIP	1.3K 0.5% 1/10W	C6203	1-107-907-11	ELECT 22UF	20% 50V
R8825	1-218-850-11	METAL CHIP	1.3K 0.5% 1/10W	C6204	1-128-954-11	ELECT 1000UF	20% 25V
R8826	1-218-861-11	METAL CHIP	3.9K 0.5% 1/10W	C6205	1-128-954-11	ELECT 1000UF	20% 25V
R8836	1-216-833-11	METAL CHIP	10K 5% 1/10W	C6216	1-107-928-11	ELECT 4.7UF	20% 100V
R8837	1-216-833-11	METAL CHIP	10K 5% 1/10W	C6217	1-128-950-31	ELECT 1000UF	20% 16V
R8838	1-216-833-11	METAL CHIP	10K 5% 1/10W	C6300	Δ 1-161-964-91	CERAMIC 0.0047UF	250V
R8840	1-216-833-11	METAL CHIP	10K 5% 1/10W	C6301	Δ 1-161-964-91	CERAMIC 0.0047UF	250V
R8841	1-216-295-91	SHORT CHIP	0	C6304	1-100-780-31	ELECT 22UF	20% 450V
R8848	1-216-295-91	SHORT CHIP	0	C6305	1-107-974-11	CERAMIC 47PF	5.00% 2KV
R8853	1-218-865-11	METAL CHIP	5.6K 0.5% 1/10W	C6306	1-107-903-11	ELECT 2.2UF	20% 50V
R8854	1-218-887-11	METAL CHIP	47K 0.5% 1/10W	C6307	1-162-964-11	CERAMIC CHIP 0.001UF	10.00% 50V
R8855	1-216-295-91	SHORT CHIP	0	C6308	1-165-127-11	CERAMIC 470PF	10.00% 500V
R8856	1-218-857-11	METAL CHIP	2.7K 0.5% 1/10W	C6309	1-107-905-11	ELECT 4.7UF	20% 50V
R8857	1-218-861-11	METAL CHIP	3.9K 0.5% 1/10W	C6310	1-107-910-11	ELECT 100UF	20% 50V
R8862	1-216-864-11	SHORT CHIP	0	C6314	1-165-729-31	ELECT 470UF	20% 16V
R8865	1-216-295-91	SHORT CHIP	0	C6315	1-107-826-11	CERAMIC CHIP 0.1UF	10.00% 16V
R8866	1-216-295-91	SHORT CHIP	0	C6400	1-107-902-11	ELECT 1UF	20% 50V
R8867	1-216-295-91	SHORT CHIP	0	C6401	1-107-882-91	ELECT 100UF	20% 16V
R8868	1-216-295-91	SHORT CHIP	0	C6403	1-107-902-11	ELECT 1UF	20% 50V
R8869	1-216-295-91	SHORT CHIP	0	C6404	1-107-826-11	CERAMIC CHIP 0.1UF	10.00% 16V
*A-1128-513-B G1 Board, Complete KLV-S23A10E/KDL-S23A12U only				C6405	1-115-339-11	CERAMIC CHIP 0.1UF	10.00% 50V
4-382-854-11	SCREW (M3X10), P, SW (+)			C6412	1-162-964-11	CERAMIC CHIP 0.001UF	10.00% 50V
*7-322-065-48	RUBBER, SILICONE RTV (KE-3490)			C6504	1-131-872-91	CERAMIC CHIP 1000PF	10% 630V
< CAPACITOR >				C6505	1-131-872-91	CERAMIC CHIP 1000PF	10% 630V
C6000	Δ 1-161-964-91	CERAMIC	0.0047UF 250V	C6517	1-117-227-11	MYLAR 1UF	10.00% 450V
C6001	Δ 1-119-892-51	CERAMIC	470PF 10.00% 250V	C6518	1-117-227-11	MYLAR 1UF	10.00% 450V
C6002	Δ 1-165-529-31	MYLAR	0.22UF 10 250V	C6519	1-162-970-11	CERAMIC CHIP 0.01UF	10.00% 25V
C6003	Δ 1-161-964-91	CERAMIC	0.0047UF 250V	C6520	1-117-227-11	MYLAR 1UF	10.00% 450V
C6004	Δ 1-165-529-31	MYLAR	0.22UF 10 250V	C6521	1-107-823-11	CERAMIC CHIP 0.47UF	10.00% 16V
				C6522	1-162-964-11	CERAMIC CHIP 0.001UF	10.00% 50V
				C6523	1-162-970-11	CERAMIC CHIP 0.01UF	10.00% 25V
				C6524	1-162-923-11	CERAMIC CHIP 47PF	5.00% 50V
				C6525	1-115-339-11	CERAMIC CHIP 0.1UF	10.00% 50V

Note : The components identified by shading and marked Δ are critical for safety. Replace only with the part numbers specified in the parts list.

G1

REF.NO.	PART.NO	DESCRIPTION	REMARK	REF.NO.	PART.NO	DESCRIPTION	REMARK
C6526	1-107-906-11	ELECT 10UF	20% 50V	FH6000 Δ	1-533-223-11	FUSE HOLDER	
C6527	1-162-964-11	CERAMIC CHIP 0.001UF	10.00% 50V	FH6001 Δ	1-533-223-11	FUSE HOLDER	
C6528	1-162-970-11	CERAMIC CHIP 0.01UF	10.00% 25V				
< CONNECTOR >				< FERRITE BEAD >			
CN6001 Δ	*1-691-960-11	PIN, CONNECTOR (PC BOARD) 3P		FB6100	1-410-397-21	FERRITE	1.1UH
CN6200	*1-564-595-11	PLUG, CONNECTOR 14P		FB6101	1-410-397-21	FERRITE	1.1UH
CN6202	*1-564-512-11	PLUG, CONNECTOR 9P		< IC >			
CN6203	*1-564-508-11	PLUG, CONNECTOR 5P		IC6100	6-706-852-01	IC CXD9841M	
< DIODE >				IC6200	8-759-682-42	IC MM1431ATT	
D6000	8-719-510-53	DIODE D4SB60L		IC6300	6-600-279-01	IC STR-A6169	
D6001	8-719-948-45	DIODE ERA22-08		IC6301	8-759-682-42	IC MM1431ATT	
D6002	8-719-081-97	DIODE MMDL914T1		IC6402	8-759-682-42	IC MM1431ATT	
D6102	6-500-137-01	DIODE BAT54HT1		IC6502	6-704-815-01	IC FA5501N-TE1	
D6103	8-719-979-64	DIODE UF4005/23		IC6503	8-759-682-42	IC MM1431ATT	
< COIL >				< PHOTOCOUPLER >			
D6104	6-501-043-01	DIODE UMZ16NT106		L6001 Δ	1-457-037-11	LINE FILTER COIL	
D6105	6-501-043-01	DIODE UMZ16NT106		L6201	1-406-971-21	INDUCTOR	10UH
D6106	8-719-081-67	DIODE M1FM3		L6203	1-414-487-41	INDUCTOR	1UH
D6107	8-719-081-67	DIODE M1FM3		L6204	1-414-487-41	INDUCTOR	1UH
D6108	8-719-041-97	DIODE MA113-(TX)		L6300	1-414-934-21	INDUCTOR	10UH
D6200	8-719-510-09	DIODE D10SC6M		L6500	1-457-039-12	INDUCTOR	110UH
D6201	8-719-510-09	DIODE D10SC6M		L6502	1-456-950-11	INDUCTOR	380UH
D6203	8-719-052-92	DIODE D10SBS4F		< TRANSISTOR >			
D6204	6-500-567-31	DIODE 10ERB20-TB3		Q6100	6-551-302-01	TRANSISTOR 2SK3561 (LBS1SONY,Q)	
D6205	6-500-567-31	DIODE 10ERB20-TB3		Q6101	6-551-302-01	TRANSISTOR 2SK3561 (LBS1SONY,Q)	
D6207	8-719-510-09	DIODE D10SC6M		Q6400	8-729-804-41	TRANSISTOR 2SB1122-S	
D6300	8-719-077-76	DIODE D2SB60A-F04		Q6401	8-729-120-28	TRANSISTOR 2SC1623-L5L6	
D6301	8-719-036-94	DIODE RD5.6SB-T1		Q6402	8-729-023-22	TRANSISTOR 2SD2114K	
D6302	6-500-849-01	DIODE ERA22-08KFLB		Q6403	8-729-026-49	TRANSISTOR 2SA1037AK-T146-R	
D6303	8-719-052-90	DIODE D1NL40-TA2		Q6404	8-729-120-28	TRANSISTOR 2SC1623-L5L6	
D6304	8-719-052-90	DIODE D1NL40-TA2		Q6500	6-551-303-01	TRANSISTOR 2SK3683-01MR-F111	
D6305	8-719-032-12	DIODE D1NS6		Q6501	8-729-820-90	TRANSISTOR 2SD1621-ST	
D6307	6-500-567-31	DIODE 10ERB20-TB3		Q6502	8-729-804-41	TRANSISTOR 2SB1122-S	
D6400	8-719-081-97	DIODE MMDL914T1		Q6503	8-729-026-49	TRANSISTOR 2SA1037AK-T146-R	
D6402	8-719-081-97	DIODE MMDL914T1		Q6504	8-729-120-28	TRANSISTOR 2SC1623-L5L6	
D6407	8-719-082-04	DIODE MM3Z22VT1		< FUSE >			
D6408	8-719-081-97	DIODE MMDL914T1		F6000 Δ	1-576-867-11	FUSE	4A 250V
D6501	6-501-043-01	DIODE UMZ16NT106					
D6502	8-719-081-97	DIODE MMDL914T1					
D6505	8-719-054-59	DIODE FSF05A60					
D6506	8-719-054-59	DIODE FSF05A60					
D6509	6-500-108-01	DIODE EP05FA20					
D6510	6-500-137-01	DIODE BAT54HT1					
D6511	8-719-081-97	DIODE MMDL914T1					
D6512	8-719-081-97	DIODE MMDL914T1					
D6513	8-719-081-97	DIODE MMDL914T1					

Note : The components identified by shading and marked Δ are critical for safety. Replace only with the part numbers specified in the parts list.

G1

REF.NO.	PART.NO	DESCRIPTION	REMARK			REF.NO.	PART.NO	DESCRIPTION	REMARK		
< RESISTOR >						R6404	1-216-829-11	METAL CHIP	4.7K	5%	1/10W
R6001	△ 1-240-938-91	METAL	1.5M	5%	0.5W	R6405	1-216-829-11	METAL CHIP	4.7K	5%	1/10W
R6002	△ 1-240-251-11	CEMENTED	6.8	5%	10W	R6407	1-216-829-11	METAL CHIP	4.7K	5%	1/10W
R6003	1-247-752-11	CARBON	1K	5%	1/2W	R6408	1-218-863-11	METAL CHIP	4.7K	0.5%	1/10W
R6004	1-216-829-11	METAL CHIP	4.7K	5%	1/10W	R6409	1-216-833-11	METAL CHIP	10K	5%	1/10W
R6014	1-215-859-00	METAL OXIDE	22	5%	1W	R6410	1-216-823-11	METAL CHIP	1.5K	5%	1/10W
R6016	1-243-681-71	METAL OXIDE	33	5%	1W	R6412	1-216-833-11	METAL CHIP	10K	5%	1/10W
R6101	1-249-385-11	CARBON	2.2	5%	1/4W	R6413	1-218-863-11	METAL CHIP	4.7K	0.5%	1/10W
R6102	△ 1-202-933-61	FUSIBLE	0.1	10%	1/2W	R6436	1-216-829-11	METAL CHIP	4.7K	5%	1/10W
R6103	1-211-985-11	METAL CHIP	47	0.5%	1/10W	R6437	1-216-821-11	METAL CHIP	1K	5%	1/10W
R6104	1-218-871-11	METAL CHIP	10K	0.5%	1/10W	R6441	1-216-837-11	METAL CHIP	22K	5%	1/10W
R6105	1-218-760-11	METAL CHIP	220K	0.5%	1/10W	R6442	1-216-833-11	METAL CHIP	10K	5%	1/10W
R6106	1-218-760-11	METAL CHIP	220K	0.5%	1/10W	R6452	1-218-851-11	METAL CHIP	1.5K	0.5%	1/10W
R6107	1-218-760-11	METAL CHIP	220K	0.5%	1/10W	R6453	1-218-871-11	METAL CHIP	10K	0.5%	1/10W
R6108	1-208-836-11	METAL CHIP	180K	0.5%	1/10W	R6454	1-216-829-11	METAL CHIP	4.7K	5%	1/10W
R6109	1-208-834-11	METAL CHIP	150K	0.5%	1/10W	R6455	1-218-899-11	METAL CHIP	150K	0.5%	1/16W
R6110	1-218-863-11	METAL CHIP	4.7K	0.5%	1/10W	R6456	1-218-871-11	METAL CHIP	10K	0.5%	1/10W
R6111	1-218-873-11	METAL CHIP	12K	0.5%	1/10W	R6457	1-218-903-11	METAL CHIP	220K	0.5%	1/10W
R6114	1-211-977-11	METAL CHIP	22	0.5%	1/10W	R6458	1-216-839-11	METAL CHIP	33K	5%	1/10W
R6116	1-216-009-91	RES-CHIP	22	5%	1/10W	R6459	1-218-831-11	METAL CHIP	220	0.5%	1/10W
R6117	1-216-009-91	RES-CHIP	22	5%	1/10W	R6503	1-215-882-00	METAL OXIDE	22	5%	2W
R6118	1-216-833-11	METAL CHIP	10K	5%	1/10W	R6505	1-216-864-11	SHORT CHIP	0		
R6119	1-216-833-11	METAL CHIP	10K	5%	1/10W	R6507	1-216-821-11	METAL CHIP	1K	5%	1/10W
R6122	1-216-361-00	METAL OXIDE	0.22	5%	2W	R6508	1-216-829-11	METAL CHIP	4.7K	5%	1/10W
R6123	1-218-847-11	METAL CHIP	1K	0.5%	1/10W	R6509	1-216-829-11	METAL CHIP	4.7K	5%	1/10W
R6127	1-216-857-11	METAL CHIP	1M	5%	1/10W	R6512	1-218-907-11	METAL CHIP	330K	0.5%	1/10W
R6200	1-216-821-11	METAL CHIP	1K	5%	1/10W	R6513	1-218-879-11	METAL CHIP	22K	0.5%	1/10W
R6201	1-216-821-11	METAL CHIP	1K	5%	1/10W	R6514	1-218-895-11	METAL CHIP	100K	0.5%	1/10W
R6203	1-216-825-11	METAL CHIP	2.2K	5%	1/10W	R6516	1-218-760-11	METAL CHIP	220K	0.5%	1/10W
R6204	1-218-843-11	METAL CHIP	680	0.5%	1/10W	R6517	1-218-760-11	METAL CHIP	220K	0.5%	1/10W
R6205	1-218-865-11	METAL CHIP	5.6K	0.5%	1/10W	R6518	1-218-760-11	METAL CHIP	220K	0.5%	1/10W
R6207	1-218-847-11	METAL CHIP	1K	0.5%	1/10W	R6519	1-218-760-11	METAL CHIP	220K	0.5%	1/10W
R6208	1-249-377-11	CARBON	0.47	5%	1/4W	R6526	1-218-760-11	METAL CHIP	220K	0.5%	1/10W
R6226	1-249-389-11	CARBON	4.7	5%	1/4W	R6527	1-218-867-11	METAL CHIP	6.8K	0.5%	1/10W
R6300	1-249-381-11	CARBON	1	5%	1/4W	R6528	1-218-867-11	METAL CHIP	6.8K	0.5%	1/10W
R6301	1-216-353-00	METAL OXIDE	2.2	5%	1W	R6531	1-217-611-00	METAL	0.1	10%	2W
R6305	1-260-129-11	CARBON	330K	5%	1/2W	R6532	1-216-845-11	METAL CHIP	100K	5%	1/10W
R6306	1-216-813-11	METAL CHIP	220	5%	1/10W	R6533	1-216-833-11	METAL CHIP	10K	5%	1/10W
R6307	1-249-385-11	CARBON	2.2	5%	1/4W	R6534	1-216-809-11	METAL CHIP	100	5%	1/10W
R6308	1-249-393-11	CARBON	10	5%	1/4W	R6537	1-249-389-11	CARBON	4.7	5%	1/4W
R6310	1-216-817-11	METAL CHIP	470	5%	1/10W	R6538	1-249-405-11	CARBON	100	5%	1/4W
R6311	1-216-823-11	METAL CHIP	1.5K	5%	1/10W	R6539	1-216-809-11	METAL CHIP	100	5%	1/10W
R6313	1-216-839-11	METAL CHIP	33K	5%	1/10W	R6542	1-216-835-11	METAL CHIP	15K	5%	1/10W
R6314	1-218-871-11	METAL CHIP	10K	0.5%	1/10W	R6545	1-208-840-11	METAL CHIP	270K	0.5%	1/10W
R6315	1-218-871-11	METAL CHIP	10K	0.5%	1/10W	R6546	1-208-840-11	METAL CHIP	270K	0.5%	1/10W
R6400	1-216-833-11	METAL CHIP	10K	5%	1/10W	R6547	1-208-840-11	METAL CHIP	270K	0.5%	1/10W
R6401	1-218-863-11	METAL CHIP	4.7K	0.5%	1/10W	R6548	1-208-840-11	METAL CHIP	270K	0.5%	1/10W
R6402	1-216-833-11	METAL CHIP	10K	5%	1/10W	R6549	1-218-760-11	METAL CHIP	220K	0.5%	1/10W
R6403	1-218-887-11	METAL CHIP	47K	0.5%	1/10W	R6550	1-218-869-11	METAL CHIP	8.2K	0.5%	1/10W
						R6551	1-249-393-11	CARBON	10	5%	1/4W

Note : The components identified by shading and marked Δ are critical for safety. Replace only with the part numbers specified in the parts list.

G1 GE1

REF.NO.	PART.NO	DESCRIPTION		REMARK		REF.NO.	PART.NO	DESCRIPTION		REMARK	
R6552	1-216-809-11	METAL CHIP	100	5%	1/10W	C8851	1-100-566-91	CERAMIC CHIP 0.1UF	10.00%	25V	
R6553	1-216-821-11	METAL CHIP	1K	5%	1/10W	C8852	1-137-894-21	ELECT CHIP 470UF	20%	25V	
R6554	1-216-833-11	METAL CHIP	10K	5%	1/10W	C8853	1-137-894-21	ELECT CHIP 470UF	20%	25V	
R6555	1-216-845-11	METAL CHIP	100K	5%	1/10W	C8854	1-110-530-11	ELECT CHIP 1000UF	20%	6.3V	
R6556	1-216-837-11	METAL CHIP	22K	5%	1/10W	C8856	1-100-566-91	CERAMIC CHIP 0.1UF	10.00%	25V	
R6557	1-218-823-11	METAL CHIP	100	0.5%	1/10W	C8857	1-117-681-11	ELECT CHIP 100UF	20.00%	16V	
< RELAY >											
RY6003	△ 1-755-418-12	RELAY (AC POWER)									
RY6004	△ 1-755-418-12	RELAY (AC POWER)									
< TRANSFORMER >											
T6100	△ 1-443-587-11	CONVERTER TRANSFORMER (PIT)									
T6300	1-443-313-21	TRANSFORMER, CONVERTER (SBT)		< CONNECTOR >							
< THERMISTOR >											
TH6300	1-803-586-41	THERMISTOR									
< VARISTOR >											
VD6000	△ 1-804-996-21	VARISTOR									
VD6001	△ 1-804-996-21	VARISTOR									
*A-1128-515-A GE1 Board, Complete KLV-S23A10E/KDL-S23A12U only											
*2-637-727-01		SPACER									
< CAPACITOR >											
C8801	1-137-894-21	ELECT CHIP	470UF	20%	25V						
C8803	1-137-894-21	ELECT CHIP	470UF	20%	25V						
C8805	1-115-339-11	CERAMIC CHIP	0.1UF	10.00%	50V						
C8806	1-100-566-91	CERAMIC CHIP	0.1UF	10.00%	25V						
C8807	1-100-911-11	CERAMIC CHIP	4.7UF	10%	25V	< FUSE >					
F8801 △ 1-576-603-11 FUSE 3.15A 24V											
F8802 △ 1-576-603-11 FUSE 3.15A 24V											
< FERRITE BEAD >											
C8808	1-110-530-11	ELECT CHIP	1000UF	20%	6.3V						
C8814	1-162-970-11	CERAMIC CHIP	0.01UF	10.00%	25V						
C8819	1-100-566-91	CERAMIC CHIP	0.1UF	10.00%	25V						
C8823	1-127-573-11	CERAMIC CHIP	1UF	10%	16V						
C8825	1-126-392-11	ELECT CHIP	100UF	20.00%	6.3V						
C8826	1-107-826-11	CERAMIC CHIP	0.1UF	10.00%	16V						
C8829	1-162-970-11	CERAMIC CHIP	0.01UF	10.00%	25V						
C8831	1-162-970-11	CERAMIC CHIP	0.01UF	10.00%	25V						
C8832	1-100-911-11	CERAMIC CHIP	4.7UF	10%	25V						
C8837	1-100-566-91	CERAMIC CHIP	0.1UF	10.00%	25V						
C8838	1-115-339-11	CERAMIC CHIP	0.1UF	10.00%	50V						
C8839	1-115-339-11	CERAMIC CHIP	0.1UF	10.00%	50V						
C8840	1-117-681-11	ELECT CHIP	100UF	20.00%	16V						
C8841	1-110-530-11	ELECT CHIP	1000UF	20%	6.3V						
C8846	1-137-894-21	ELECT CHIP	470UF	20%	25V						
C8850	1-137-894-21	ELECT CHIP	470UF	20%	25V						
FB8800 1-469-775-21 FERRITE 0UH											
FB8802 1-469-775-21 FERRITE 0UH											
FB8803 1-469-775-21 FERRITE 0UH											
FB8804 1-469-775-21 FERRITE 0UH											
FB8805 1-469-775-21 FERRITE 0UH											
FB8806 1-469-775-21 FERRITE 0UH											
FB8808 1-469-775-21 FERRITE 0UH											
FB8810 1-469-775-21 FERRITE 0UH											
FB8811 1-469-775-21 FERRITE 0UH											
FB8812 1-469-775-21 FERRITE 0UH											
FB8813 1-469-775-21 FERRITE 0UH											
FB8814 1-469-775-21 FERRITE 0UH											
FB8816 1-469-775-21 FERRITE 0UH											
FB8817 1-469-775-21 FERRITE 0UH											
FB8818 1-469-775-21 FERRITE 0UH											

REF.NO.	PART.NO	DESCRIPTION	REMARK	REF.NO.	PART.NO	DESCRIPTION	REMARK
FB8819	1-469-775-21	FERRITE	0UH	R8840	1-216-833-11	METAL CHIP	10K 5% 1/10W
FB8820	1-469-775-21	FERRITE	0UH	R8841	1-216-295-91	SHORT CHIP	0
FB8821	1-469-775-21	FERRITE	0UH	R8848	1-216-295-91	SHORT CHIP	0
FB8823	1-469-775-21	FERRITE	0UH	R8853	1-218-865-11	METAL CHIP	5.6K 0.5% 1/10W
				R8854	1-218-887-11	METAL CHIP	47K 0.5% 1/10W
	< IC >						
IC8800	6-702-142-01	IC PQ1CY1032ZP		R8855	1-216-295-91	SHORT CHIP	0
IC8802	6-704-407-01	IC PQ1CZ41H2ZPH		R8856	1-218-857-11	METAL CHIP	2.7K 0.5% 1/10W
IC8803	6-705-468-01	IC BA33BC0FP-E2		R8857	1-218-861-11	METAL CHIP	3.9K 0.5% 1/10W
IC8805	6-702-142-01	IC PQ1CY1032ZP		R8862	1-216-864-11	SHORT CHIP	0
IC8806	8-759-460-79	IC BA09FP-E2		R8865	1-216-295-91	SHORT CHIP	0
IC8810	6-706-999-01	IC BA09CC0WFP-E2		R8866	1-216-295-91	SHORT CHIP	0
				R8867	1-216-295-91	SHORT CHIP	0
				R8868	1-216-295-91	SHORT CHIP	0
				R8869	1-216-295-91	SHORT CHIP	0
	< COIL >						
L8800	1-416-606-11	INDUCTOR	47UH				
L8801	1-409-556-11	INDUCTOR	47UH				
L8802	1-424-976-21	INDUCTOR	47UH				
L8804	1-416-606-11	INDUCTOR	47UH				
L8805	1-424-976-21	INDUCTOR	47UH				
L8808	1-424-976-21	INDUCTOR	47UH				
L8809	1-416-606-11	INDUCTOR	47UH				
L8810	1-456-786-21	INDUCTOR	47UH				
L8811	1-412-058-11	INDUCTOR	10UH				
L8812	1-412-058-11	INDUCTOR	10UH				
L8813	1-412-058-11	INDUCTOR	10UH				
L8814	1-412-058-11	INDUCTOR	10UH				
	< TRANSISTOR >						
Q8803	6-550-549-01	TRANSISTOR DTC114EUAFT106					
Q8804	8-729-422-33	TRANSISTOR 2SD601A-Q-TX					
Q8805	6-550-549-01	TRANSISTOR DTC114EUAFT106					
Q8806	8-729-422-33	TRANSISTOR 2SD601A-Q-TX					
	< RESISTOR >						
R8802	1-216-295-91	SHORT CHIP	0				
R8803	1-216-295-91	SHORT CHIP	0				
R8804	1-216-864-11	SHORT CHIP	0				
R8807	1-216-821-11	METAL CHIP	1K 5% 1/10W				
R8808	1-216-295-91	SHORT CHIP	0				
R8816	1-218-861-11	METAL CHIP	3.9K 0.5% 1/10W				
R8818	1-216-841-11	METAL CHIP	47K 5% 1/10W				
R8819	1-216-295-91	SHORT CHIP	0				
R8820	1-216-295-91	SHORT CHIP	0				
R8821	1-218-850-11	METAL CHIP	1.3K 0.5% 1/10W				
R8825	1-218-850-11	METAL CHIP	1.3K 0.5% 1/10W				
R8826	1-218-861-11	METAL CHIP	3.9K 0.5% 1/10W				
R8836	1-216-833-11	METAL CHIP	10K 5% 1/10W				
R8837	1-216-833-11	METAL CHIP	10K 5% 1/10W				
R8838	1-216-833-11	METAL CHIP	10K 5% 1/10W				

Note : The components identified by shading and marked Δ are critical for safety. Replace only with the part numbers specified in the parts list.

REF.NO.	PART.NO	DESCRIPTION	REMARK	REF.NO.	PART.NO	DESCRIPTION	REMARK
MISCELLANEOUS							
	1-805-888-11	LCD PANEL (23 INCH WXGA+TFT) (KDL-S23A12U/KLV-S23A10E)		2-635-384-11	INSTRUCTION MANUAL (KLV-S23A10E/KLV-S26A10E/KLV-S32A10E) (ENGLISH/GERMAN/DUTCH/PORTUGUESE/NORWEGIAN)		
	1-826-062-11	LOUDSPEAKER (4X10CM) (KDL-S23A12U/KLV-S23A10E)		2-635-384-21	INSTRUCTION MANUAL (KLV-S23A10E/KLV-S26A10E/KLV-S32A10E) (FRENCH/ITALIAN/SPANISH/FINNISH)		
	1-826-063-11	LOUDSPEAKER (4.2X15CM) (KDL-S26A12U/KLV-S26A10E)					
	1-826-042-11	LOUDSPEAKER (5X15CM) (KDL-S32A12U/KLV-S32A10E)		2-635-384-31	INSTRUCTION MANUAL (KLV-S23A10E/KLV-S26A10E/KLV-S32A10E) (SWEDISH/DANISH/GREEK/RUSSIAN/POLISH)		
	8-597-993-00	TUNER FSS BTF-EF412Z (KLV-S23A10E/KLV-S26A10E/KLV-S32A10E)		2-635-218-11	INSTRUCTION MANUAL (KDL-S23A12U/KDL-S26A12U/KDL-S32A12U) (ENGLISH)		
	8-597-994-00	TUNER FSS BTF-EU612Z (KDL-S23A12U/KDL-S26A12U/KDL-S32A12U)		REMOTE COMMANDER			
Δ	1-819-594-11	AC INLET FILTER		1-479-392-11	REMOTE COMMANDER RM ED-002 (KDL-S23A12U/KDL-S26A12U/KDL-S32A12U)		
Δ	1-830-609-21	AC POWER-SUPPLY CORD SET (KDL-S23A12U/KDL-S26A12U/KDL-S32A12U)		1-479-393-11	REMOTE COMMANDER RM EA-002 (KLV-S23A10E/KLV-S26A10E/KLV-S32A10E)		
Δ	1-830-611-21	POWER-SUPPLY CORD (KLV-S23A10E/KLV-S26A10E/KLV-S32A10E)					
ACCESSORIES AND PACKAGING MATERIALS							
	*2-634-759-01	CUSHION UPPER (KDL-S23A12U/KLV-S23A10E)					
	*2-633-310-01	CUSHION UPPER (KDL-S26A12U/KLV-S26A10E)					
	*2-632-251-01	CUSHION UPPER (KDL-S32A12U/KLV-S32A10E)					
	*2-634-760-01	CUSHION LOWER (KDL-S23A12U/KLV-S23A10E)					
	*2-633-311-01	CUSHION LOWER (KDL-S26A12U/KLV-S26A10E)					
	*2-632-253-01	CUSHION LOWER (KDL-S32A12U/KLV-S32A10E)					
	*2-632-252-01	CUSHION (MIDDLE LOWER) (KDL-S32A12U/KLV-S32A10E)					
	*2-632-256-01	CUSHION REINFORCEMENT (KDL-S32A12U/KLV-S32A10E)					
	*2-634-761-01	BOARD TOP (KDL-S23A12U/KLV-S23A10E)					
	*2-634-766-01	BOARD TOP (KDL-S26A12U/KLV-S26A10E)					
	*2-632-254-01	BOARD TOP (KDL-S32A12U/KLV-S32A10E)					
	*2-634-762-01	SPACER (KDL-S23A12U/KLV-S23A10E)					
	*2-634-765-01	SPACER (KDL-S26A12U/KLV-S26A10E)					
	*2-632-255-01	SPACER (KDL-S32A12U/KLV-S32A10E)					
	*2-629-958-01	BAG, PROTECTION (KDL-S23A12U)					
	*2-637-591-01	BAG, PROTECTION (KDL-S26A12U/KLV-S26A10E)					
	*2-630-927-01	BAG, PROTECTION (KDL-S32A12U/KLV-S32A10E)					
	*2-629-958-01	BAG, PROTECTION (KLV-S23A10E)					
	X-2055-287-3	BAG ASSY, RUDDER LOCK					
	*2-635-432-01	INDIVIDUAL CARTON (KDL-S23A12U)					
	*2-634-767-01	INDIVIDUAL CARTON (KDL-S26A12U)					
	*2-634-492-01	INDIVIDUAL CARTON (KDL-S32A12U)					
	*2-634-758-01	INDIVIDUAL CARTON (KLV-S23A10E)					
	*2-636-424-01	INDIVIDUAL CARTON (KLV-S26A10E)					
	*2-632-250-01	INDIVIDUAL CARTON (KLV-S32A10E)					

