



The engineer's choice

ebmpapst

8218 J/2H4P**INDEX**

1	General	3
2	Mechanics	3
2.1	General	3
2.2	Connections	3
3	Operating Data	5
3.1	Operating Data - Electrical Interface - Input	5
3.2	Electrical Operating Data	6
3.3	Operating Data - Electrical Interface -Output	7
3.4	Electrical Features	8
3.5	Aerodynamic	9
3.6	Sound Data	10
4	Environment	10
4.1	General	10
4.2	Climatic requirements*)	10
5	Safety	11
5.1	Electrical Safety	11
5.2	Approval Tests	11
6	Reliability	11
6.1	General	11

1 General

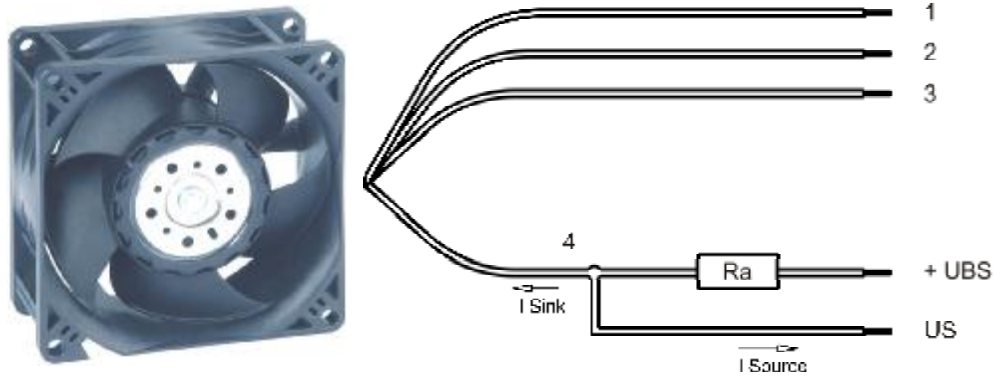
Fan type	Fan	
Rotational direction looking at rotor	counterclockwise	
Airflow direction	Air outlet over struts	
Bearing system	Ball bearing	
Mounting position	any	

2 Mechanics**2.1 General**

Width	80,0 mm	
Height	80,0 mm	
Depth	38,0 mm	
Weight	0,210 kg	
Housing material	Plastic	
Impeller material	Plastic	
Max. torque when mounted across both mounting flanges	wire outlet corner: 50 Ncm remaining corners: 110 Ncm	
Screw size	ISO 4762 - M4 degreased, without an additional brace and without washer	

2.2 Connections

Electrical connection	Wires	
Length of lead wire	L = 310 mm	
Tolerance	+/- 10,0 mm	
Wire gauge (AWG)	22	
Insulation diameter	1,30 mm	
Contact	see drawing	



	Colour	Operation
Wire 1	red	+ UB
Wire 2	blue	- GND
Wire 3	violet	PWM
Wire 4	white	Tacho

The auxiliaries shown on the schematic diagram (which are required for the intended use) are not part of our delivery.

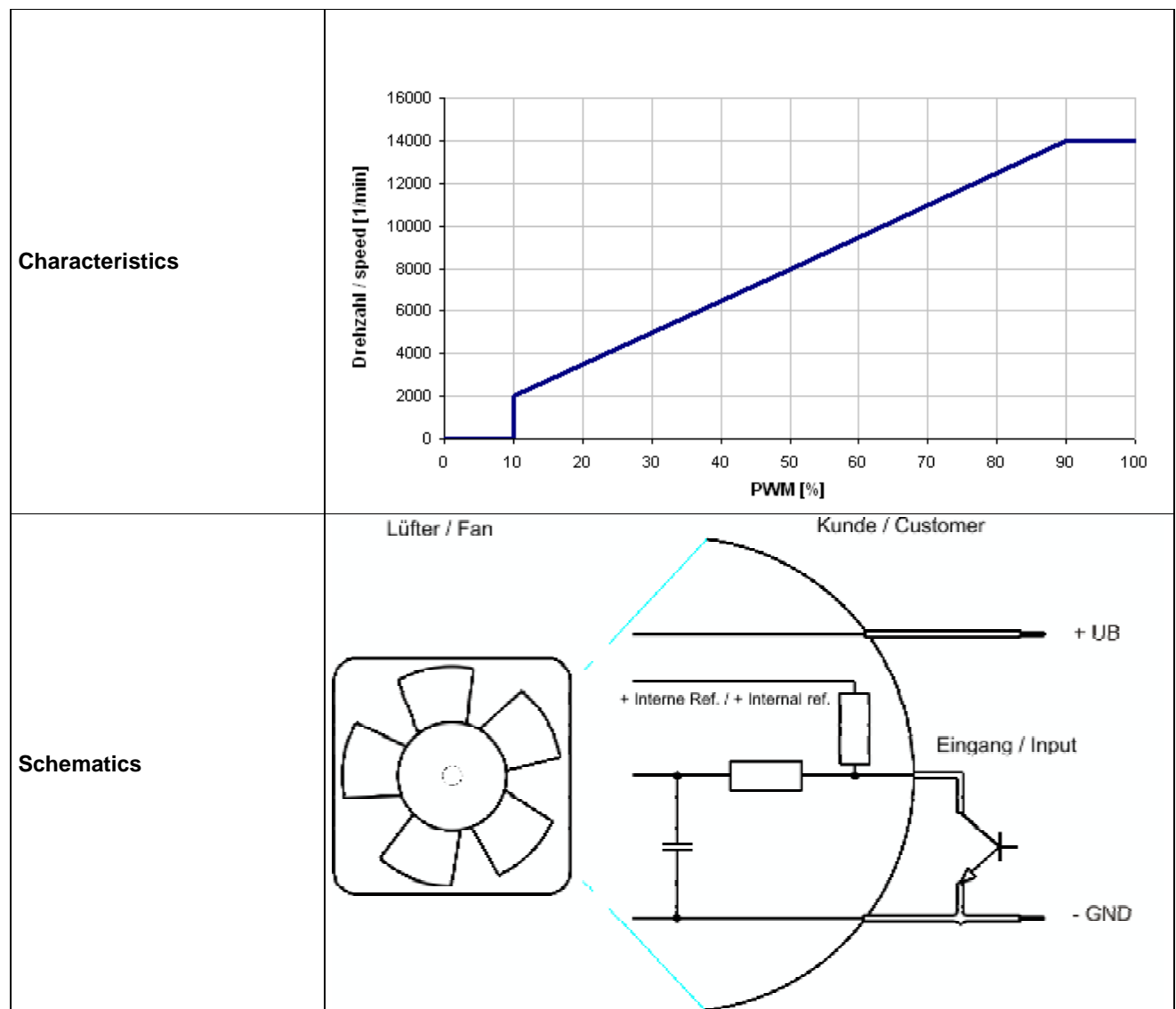
3 Operating Data

3.1 Operating Data - Electrical Interface - Input

Control input	PWM
---------------	-----

Features

Input type	Open collector	
PWM - Frequency		1 kHz - 5 kHz



PWM 0... 100 %, PWM-Low < 0,2 V

3.2 Electrical Operating Data

Measurement conditions: Normal air density = 1,2 kg/m³; Temperature 23°C +/- 3°C; Motor axis horizontal; warm-up time before measuring 5 minutes (unless otherwise specified). In the intake and outlet area should not be any solid obstruction within 0,5 m.

$\Delta p = 0$: corresp. to free air flow (see section 3.5)
 I: corresp. to arithm. mean current value

Name	Condition		
PWM 0001	PWM: 100 %;	f: 1 kHz	f: 5 kHz

Features	Condition	Symbol	Values		
Voltage range	$\Delta p = 0$	U	20,0 V		58,0 V
Nominal voltage	$\Delta p = 0$	U_N		48,0 V	
Power consumption	$\Delta p = 0$	P	6,0 W	36,0 W	37,0 W
Tolerance	PWM 0001		+/- 17,5 %	+/- 17,5 %	+/- 25,0 %
Current consumption	$\Delta p = 0$	I	300 mA	750 mA	650 mA
Tolerance	PWM 0001		+/- 17,5 %	+/- 17,5 %	+/- 25,0 %
Speed	$\Delta p = 0$	n	7.300 1/min	14.000 1/min	14.000 1/min
Tolerance	PWM 0001		+/- 12,5 %	+/- 7,5 %	+/- 3,0 %
Starting current consumption				2.800 mA	
Inrush current				51.000 mA	

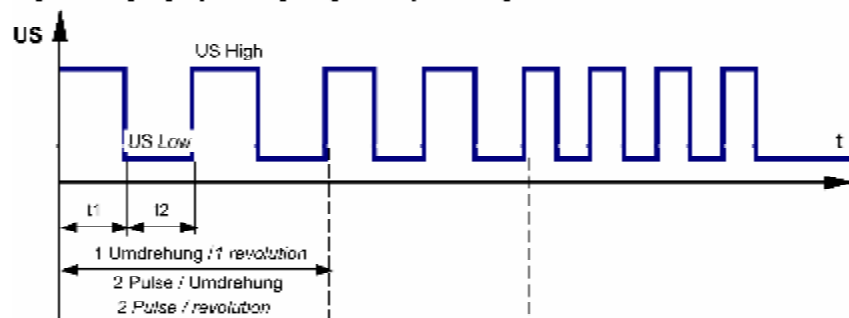
Name	Condition		
PWM 0002	PWM: 50 %;	f: 1 kHz	f: 5 kHz

Features	Condition	Symbol	Values		
Voltage range	$\Delta p = 0$	U	20,0 V		58,0 V
Nominal voltage	$\Delta p = 0$	U_N		48,0 V	
Power consumption	$\Delta p = 0$	P	6,0 W	9,3 W	9,5 W
Tolerance	PWM 0002		+/- 17,5 %	+/- 17,5 %	+/- 25,0 %
Current consumption	$\Delta p = 0$	I	300 mA	190 mA	165 mA
Tolerance	PWM 0002		+/- 17,5 %	+/- 25,0 %	+/- 25,0 %
Speed	$\Delta p = 0$	n	7.300 1/min	8.000 1/min	8.000 1/min
Tolerance	PWM 0002		+/- 12,5 %	+/- 5,0 %	+/- 5,0 %

3.3 Operating Data - Electrical Interface -Output


Tacho type	/2 (Open collector)
------------	---------------------

Signal-Ausgangsspannung / Signal output voltage



$$R_a = \frac{U_{BS} - U_{S \text{ Low}}}{I_{\text{Sink}}}$$

Lüfter-Drehzahl / Fan speed

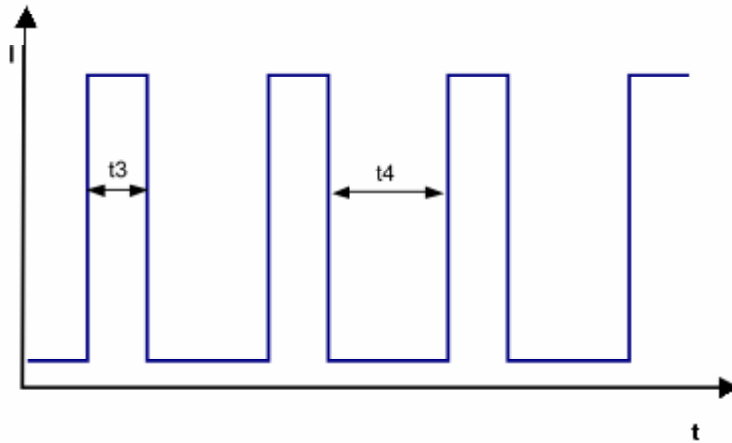


Features	Note	Values
Tacho operating voltage (UBS)		$\leq 60,0 \text{ V}$
Tacho signal Low	I sink: 2 mA	$\leq 0,4 \text{ V}$
Tacho signal High	I source: 0 mA	$\leq 60,0 \text{ V}$
Maximum sink current		$\leq 4 \text{ mA}$
External resistor	External resistor R_a from UBS to US required. All voltages measured to GND.	
Tacho frequency	$(2 \times n) / 60$	
Tacho isolated from motor	No	
Slew rate		$\Rightarrow 0,5 \text{ V/us}$

Alarm type	None
------------	------

3.4 Electrical Features

Electronic function	Speed-Controlled	
Reversed polarity protection	Rectifying diode	
Max. residual current at U_n	$I_F \leq 100 \text{ uA}$	
Locked rotor protection	Auto restart	
Locked rotor current at U_n	approx. 2.800 mA	
Clock signal t_3/t_4 at locked rotor	Typical: 0,5 s / 10,0 s	

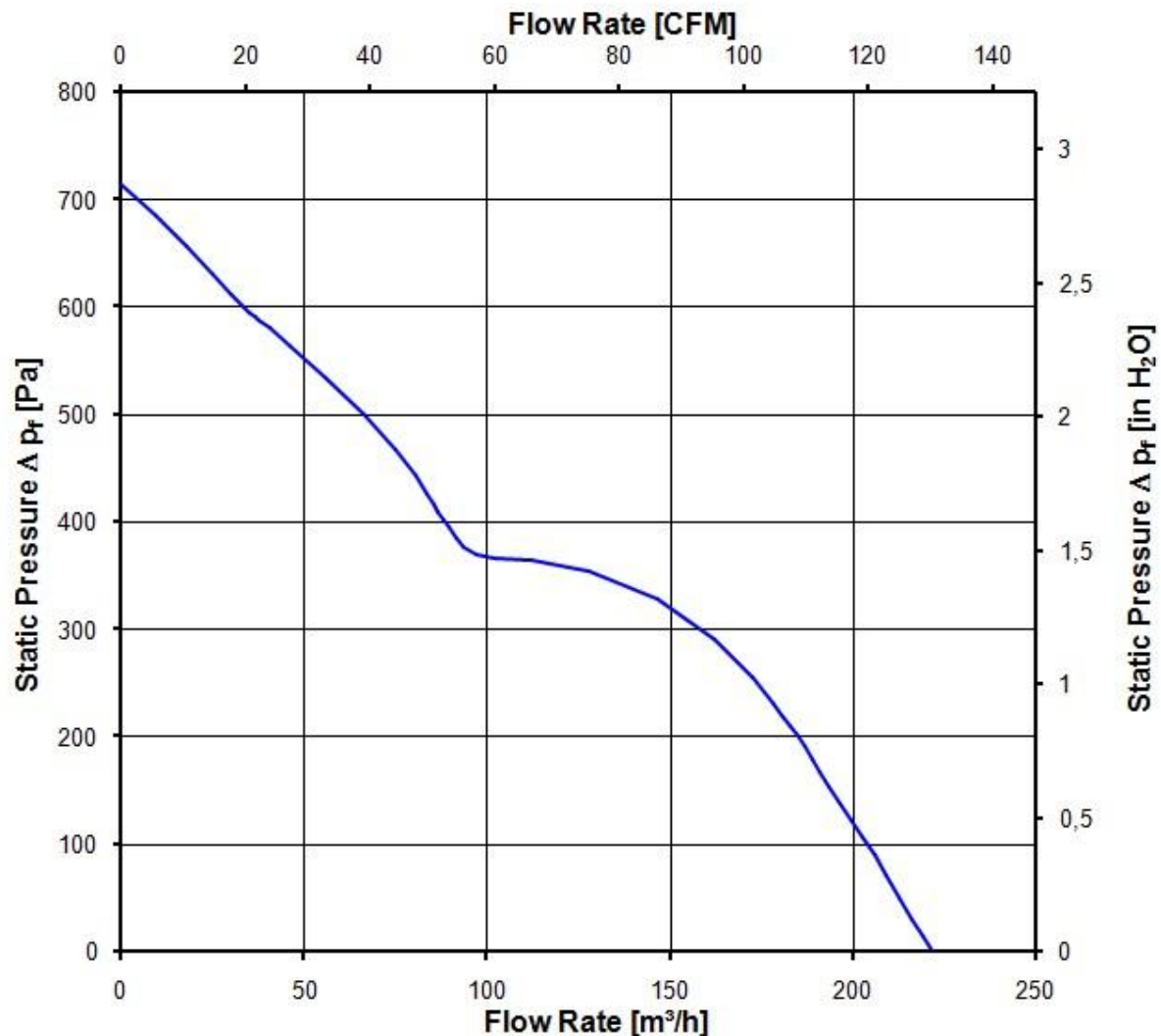


3.5 Aerodynamic

Measurement conditions: Measured with a double chamber intake rig acc. to DIN EN ISO 5801.
 Normal air density = 1,2 kg/m³; Temperature 23°C +/- 3°C;
 In the intake and outlet area should not be any solid obstruction within 0,5 m.
 The information is only valid under the specified test conditions and may be changed by the installation conditions. If there are deviations from the standard test conditions, the characteristic values must be checked under the installed conditions.

a.) Operation condition:

14.000 1/min at free air flow	PWM 100 %;	f: 1 kHz	f: 5 kHz
Max. free-air flow ($\Delta p = 0$ / $\dot{V} = \max.$)	220,0 m ³ /h		
Max. static pressure ($\Delta p = \max.$ / $\dot{V} = 0$)	710 Pa		



3.6 Sound Data

Measurement conditions: Sound pressure level: 1 Meter distance between microphone and the air intake.
 Sound power level: Acc. to DIN 45635 part 38 (ISO 10302)
 Measured in a semianchoic chamber with a background noise level of $L_p(A) < 5 \text{ dB(A)}$
 For further measurement conditions see section 3.5

a.) Operation condition:

14.000 1/min at free air flow	PWM 100 %	PWM min.: ; f: 1 kHz	PWM max.:; f: 5 kHz
-------------------------------	-----------	----------------------	---------------------

Optimal operating point	135,0 m3/h @ 330 Pa	
Sound power level at the optimal operating point	8,0 bel(A)	
Sound pressure level at free air flow, measured in rubber bands	71,0 dB(A)	

4 Environment

4.1 General

Min. permitted ambient temperature TU min.	-20 °C	
Max. permitted ambient temperature TU max.	70 °C	
Min. permitted storage temperature TL min.	-40 °C	
Max. permitted storage temperature TL max.	80 °C	

4.2 Climatic requirements *)

Humidity requirements	humid heat, constant; according to DIN EN 60068-2-78, 14 days	
Water exposure	None	
Dust requirements	None	
Salt fog requirements	None	

*) Permitted application area:

The product is intended for use in sheltered rooms with controlled temperature and controlled humidity. Directly exposure to water must be avoided.

Pollution degree 1 (according DIN EN 60664-1)

There is either no pollution or it occurs only dry, non-conductive pollution. The pollution has no negative impact.

Please require severity levels and specification parameters from the responsible development departments

5 Safety

5.1 Electrical Safety

Dielectric strength DIN EN 60950 (VDE 0805) and DIN EN 60335 (VDE 0700) A.) Type test Measuring conditions: After 48h of storage at 95% R.H. and 25°C. No arcing or breakdown is allowed! All connections together to ground. B.) Routine test Measuring conditions: At indoor climate. No arcing or breakdown is allowed! All connections together to ground.	500 VAC / 1 Min. 500 VAC / 1 Sec.	
Isolation resistance Measuring conditions: After 48h of storage at 95% R.H. and 25°C measured with U=500 VDC for 1 min.	RI > 10 MOhm	
clearance / creepage distance	1,0 mm / 1,5 mm	
Protection class	III	

5.2 Approval Tests

CE	No
UL	Yes / UL507, Electric Fans
VDE	Yes / Approval acc. to EN 60950 (VDE 0805) - Information technology equipment
CSA	Yes / C22.2 No. 113 Fans and Ventilators
CCC	Yes

The approval tests are observed to:

U approval max.: 52,8 V @ TU approval max.: 70,0 °C

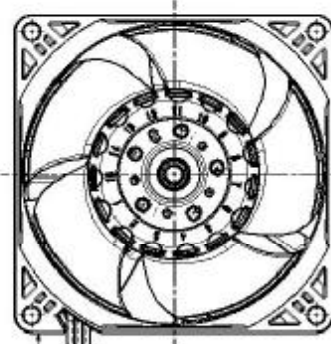
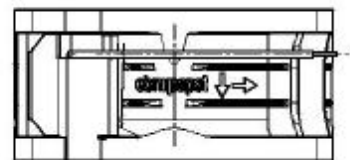
6 Reliability

6.1 General

Life expectancy L10 at TU = 40 °C	50.000 h	
Life expectancy L10 at TU max.	25.000 h	
Life expectancy L10 Delta (40 °C)	100.000 h	

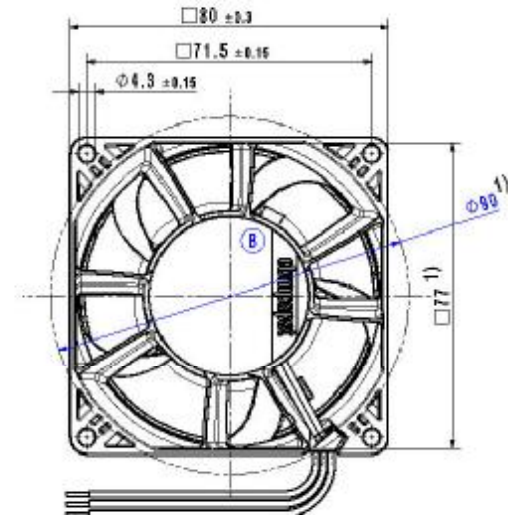
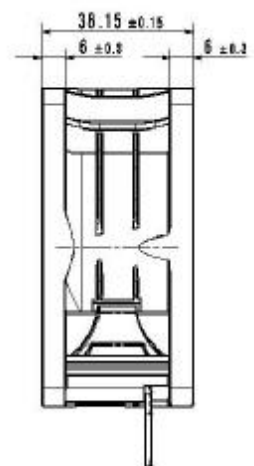
Images of this document, and others of this kind, are not to be used for the reproduction of the original document, nor for the reproduction of the original document, nor for the reproduction of the original document, nor for the reproduction of the original document.

Information: this document is not to be used for the reproduction of the original document, nor for the reproduction of the original document, nor for the reproduction of the original document, nor for the reproduction of the original document.



B

6 ± 0.3
verzinkt
tinned



1) Maße für Montagewand
1) dimension for worktop mounting

Laenge und Anzahl der Litzen siehe Produktspezifikation
length and number of the wires, look at the produkt specification

Kein Axialspiel bei Kugellager durch Federausgleich
no axial clearance of ball bearings conditional on a pre-load spring

Information		Ordering		Accessories		Notes	
Part number	Part name	Part number	Part name	Part number	Part name	Part number	Part name
Ordering		Accessories		Notes		Notes	
Ordering		Accessories		Notes		Notes	
Ordering		Accessories		Notes		Notes	
Ordering		Accessories		Notes		Notes	
Ordering		Accessories		Notes		Notes	
Ordering		Accessories		Notes		Notes	
Ordering		Accessories		Notes		Notes	
Ordering		Accessories		Notes		Notes	
Ordering		Accessories		Notes		Notes	
Ordering		Accessories		Notes		Notes	
Ordering		Accessories		Notes		Notes	
Ordering		Accessories		Notes		Notes	
Ordering		Accessories		Notes		Notes	
Ordering		Accessories		Notes		Notes	
Ordering		Accessories		Notes		Notes	
Ordering		Accessories		Notes		Notes	
Ordering		Accessories		Notes		Notes	
Ordering		Accessories		Notes		Notes	
Ordering		Accessories		Notes		Notes	
Ordering		Accessories		Notes		Notes	
Ordering		Accessories		Notes		Notes	
Ordering		Accessories		Notes		Notes	
Ordering		Accessories		Notes		Notes	
Ordering		Accessories		Notes		Notes	
Ordering		Accessories		Notes		Notes	
Ordering		Accessories		Notes		Notes	
Ordering		Accessories		Notes		Notes	
Ordering		Accessories		Notes		Notes	
Ordering		Accessories		Notes		Notes	
Ordering		Accessories		Notes		Notes	
Ordering		Accessories		Notes		Notes	
Ordering		Accessories		Notes		Notes	
Ordering		Accessories		Notes		Notes	
Ordering		Accessories		Notes		Notes	
Ordering		Accessories		Notes		Notes	
Ordering		Accessories		Notes		Notes	
Ordering		Accessories		Notes		Notes	
Ordering		Accessories		Notes		Notes	
Ordering		Accessories		Notes		Notes	
Ordering		Accessories		Notes		Notes	
Ordering		Accessories		Notes		Notes	
Ordering		Accessories		Notes		Notes	
Ordering		Accessories		Notes		Notes	
Ordering		Accessories		Notes		Notes	
Ordering		Accessories		Notes		Notes	
Ordering		Accessories		Notes		Notes	
Ordering		Accessories		Notes		Notes	
Ordering		Accessories		Notes		Notes	
Ordering		Accessories		Notes		Notes	
Ordering		Accessories		Notes		Notes	
Ordering		Accessories		Notes		Notes	
Ordering		Accessories		Notes		Notes	
Ordering		Accessories		Notes		Notes	
Ordering		Accessories		Notes		Notes	
Ordering		Accessories		Notes		Notes	
Ordering		Accessories		Notes		Notes	
Ordering		Accessories		Notes		Notes	
Ordering		Accessories		Notes		Notes	
Ordering		Accessories		Notes		Notes	
Ordering		Accessories		Notes		Notes	
Ordering		Accessories		Notes		Notes	
Ordering		Accessories		Notes		Notes	
Ordering		Accessories		Notes		Notes	
Ordering		Accessories		Notes		Notes	
Ordering		Accessories		Notes		Notes	
Ordering		Accessories		Notes		Notes	
Ordering		Accessories		Notes		Notes	
Ordering		Accessories		Notes		Notes	
Ordering		Accessories		Notes		Notes	
Ordering		Accessories		Notes		Notes	
Ordering		Accessories		Notes		Notes	
Ordering		Accessories		Notes		Notes	
Ordering		Accessories		Notes		Notes	
Ordering		Accessories		Notes		Notes	
Ordering		Accessories		Notes		Notes	
Ordering		Accessories		Notes		Notes	
Ordering		Accessories		Notes		Notes	
Ordering		Accessories		Notes		Notes	
Ordering		Accessories		Notes		Notes	
Ordering		Accessories		Notes		Notes	
Ordering		Accessories		Notes		Notes	
Ordering		Accessories		Notes		Notes	
Ordering		Accessories		Notes		Notes	
Ordering		Accessories		Notes		Notes	
Ordering		Accessories		Notes		Notes	
Ordering		Accessories		Notes		Notes	
Ordering		Accessories		Notes		Notes	
Ordering		Accessories		Notes		Notes	
Ordering		Accessories		Notes		Notes	
Ordering		Accessories		Notes		Notes	
Ordering		Accessories		Notes		Notes	
Ordering		Accessories		Notes		Notes	
Ordering		Accessories		Notes		Notes	
Ordering		Accessories		Notes		Notes	
Ordering		Accessories		Notes		Notes	
Ordering		Accessories		Notes		Notes	
Ordering		Accessories		Notes		Notes	
Ordering		Accessories		Notes		Notes	
Ordering		Accessories		Notes		Notes	
Ordering		Accessories		Notes		Notes	
Ordering		Accessories		Notes		Notes	
Ordering		Accessories		Notes		Notes	
Ordering		Accessories		Notes		Notes	
Ordering		Accessories		Notes		Notes	
Ordering		Accessories		Notes		Notes	
Ordering		Accessories		Notes		Notes	
Ordering		Accessories		Notes		Notes	
Ordering		Accessories		Notes		Notes	
Ordering		Accessories		Notes		Notes	
Ordering		Accessories		Notes		Notes	
Ordering		Accessories		Notes		Notes	