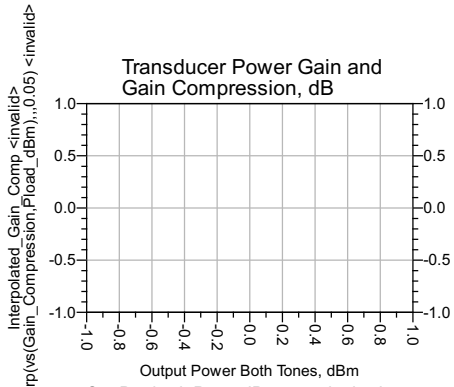

Set Desired_Pout_dBm = to desired output power in dBm. The gain, gain compression and spectral data will be interpolated to find the values that correspond to this output power.

Desired_Pout_dBm

vs(Pout_dBm_values,Pout_dBm_values) <invalid>

nothing

Use with HB2ToneSwptPwr Schematic Template

Fundamental Frequencies

Interpolated output power (dBm), gain (dB) and gain compression (dB)

Interpolated_Gain <invalid>×pldl <invalid>
interp(vs(P_gain_transducer,Pload_dBm),,,0.05) <invalid>

Interpolated Low- and High-Side TOI and 5thOI Points, dBm

Interpolated_FifthOrdIMD_l <invalid>
Interpolated_ThirdOrdIMD_l <invalid>
plot_vs(FifthOrdIMD_h, Pload_dBm) <invalid>
plot_vs(FifthOrdIMD_l, Pload_dBm) <invalid>
plot_vs(ThirdOrdIMD_h, Pload_dBm) <invalid>
plot_vs(ThirdOrdIMD_l, Pload_dBm) <invalid>

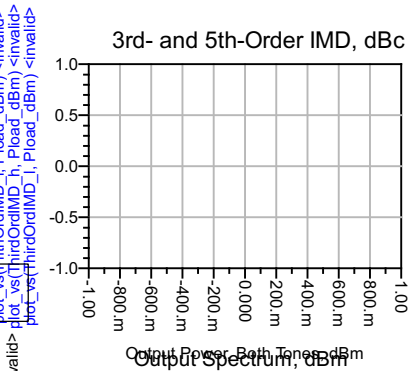

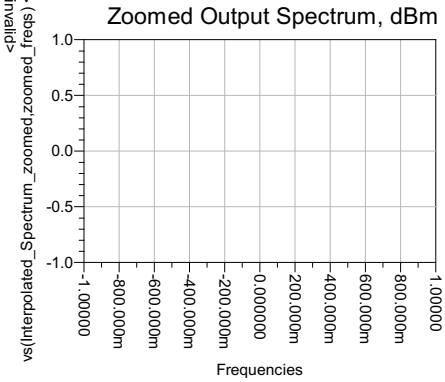

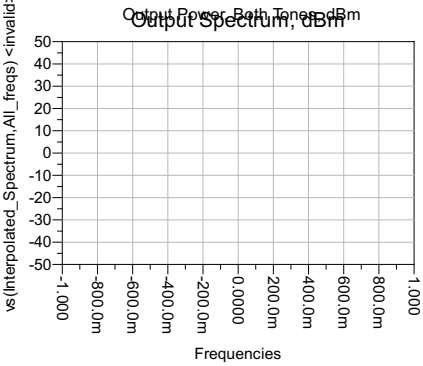

Available Source Power, Both Tones, dBm	Fundamental Output Power, Both Tones, dBm	Transducer Power Gain	Gain Compression dB	Low and High Side Output TOI Points, dBm	Low and High Side Input TOI Points, dBm	Low and High Side Output 5thOI Points, dBm	Low and High Side Input 5thOI Points, dBm

These become invalid as the amplifier is driven into compression. If the low and high side TOI points do not agree, try increasing the order of each tone and/or the maxorder.