

Keysight Technologies

HSCH-9161 HSCH-9162

GaAs Detector Diode

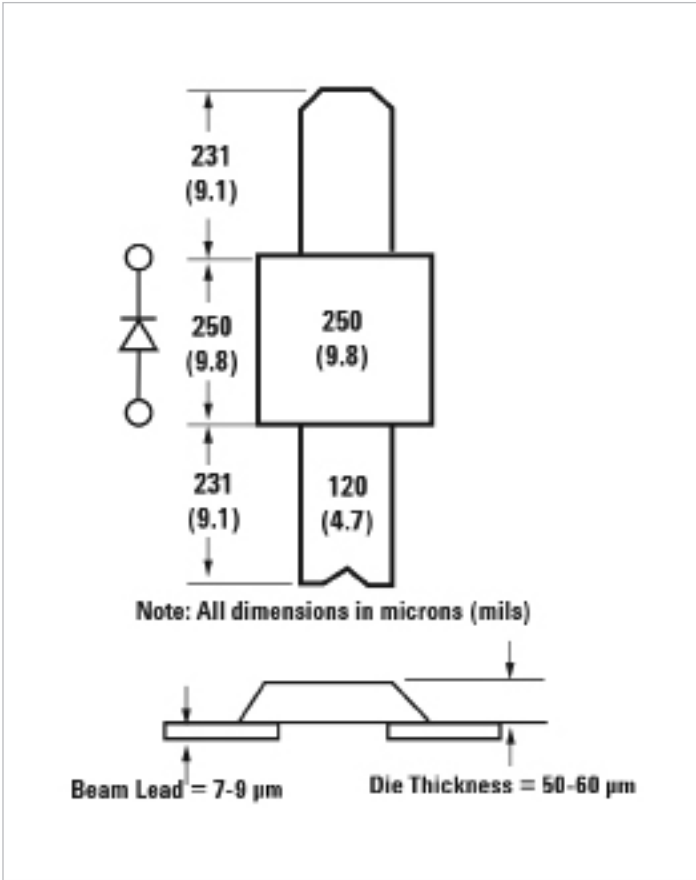
Data Sheet

Features

- Low junction capacitance
- $f_c > 200$ GHz
- Lower temperature coefficient than silicon
- Durable construction
Typical 6 gram beam lead strength
High power handling capability

Description

The HSCH-916x is a discrete, beam lead, GaAs diode fabricated using the modified barrier integrated diode (MBID) process.



Absolute Maximum Ratings

Symbol	Parameters/conditions	Typ.	Min.	Max.	Units
T _{op}	Operating temperature range		-65	150	°C
T _{stg}	Storage temperature range		-65	200	°C
P _B	Burnout power	20			dBm

DC Specifications/Physical Properties

(T_A = 25 °C)

Part number	Junction capacitance (pF)	Video resistance (k Ω)		Voltage sensitivity strength (mV/ μ W)		Beam lead strength	
	Typ.	Min.	Max.	Min.	Typ.	Max.	Unit
HSCH-9161	0.035	2.5	7.5	0.5		3	Grams
HSCH-9162	0.035	1.8	7.5	0.5		3	Grams

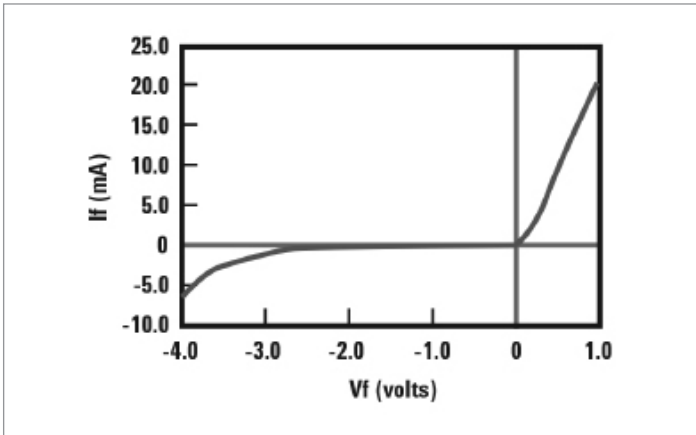


Figure 2. Typical diode IV characteristic

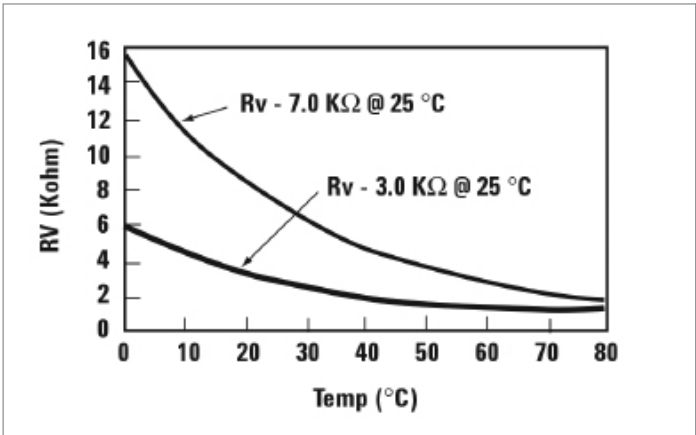


Figure 3. Diode parameter variation with temperature

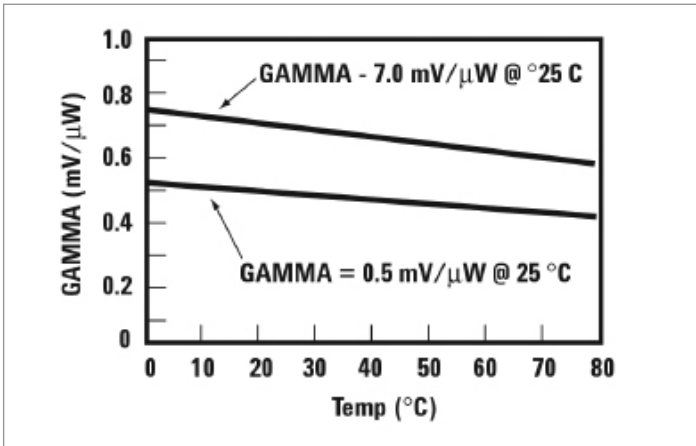


Figure 4. DC measurement assumes 50 Ω load; ideal diode would be 1 mV/ μW

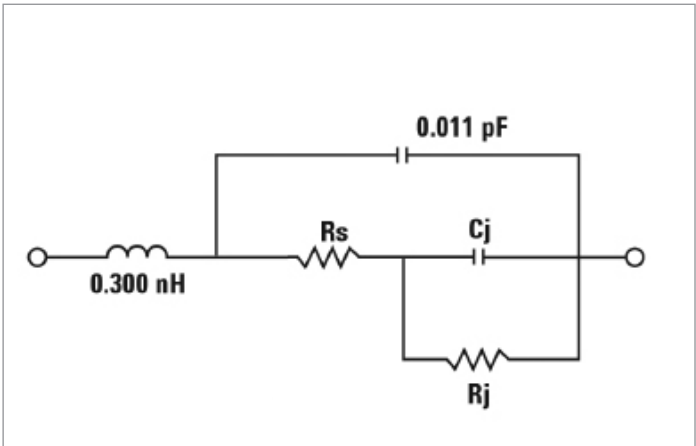


Figure 5. $R_v = R_j + R_s$

1. Note: Each graph line represents a different value of R_v or gamma at room temperature.

Applications

This diode is suitable for medium-low barrier, zero bias detector applications. The HSCH-916x is functional through W-band (110 GHz) and can be mounted in microstrip, finline, and coplanar circuits.

Assembly Techniques

Diodes are ESD sensitive. ESD preventive measures must be employed in all aspects of storage, handling, and assembly. Diode ESD precautions, handling considerations, and bonding methods are critical factors in successful diode performance and reliability.

Beam Lead Diode Bonding and Handling Procedures, Application Note (5991-3513EN) provides basic information on these subjects.

Typical small signal parameters as a function of bias

Parameter	Bias voltage			
	-4.0 V	Zero bias	+0.1 V	+0.5 V
Rs(Ω)	20	20	20	20
Rj(Ω)	440	3000	277	34
Cj(pF)	0.019	0.035	0.027	0.034

Note: Parameter values extracted from 26–40 GHz S-parameter data at -20 dBm.

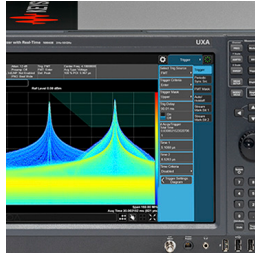

Notes

This data sheet contains a variety of typical and guaranteed performance data. The information supplied should not be interpreted as a complete list of circuit specifications. Customers considering the use of this, or other TCA GaAs ICs, for their design should obtain the current production specifications from Keysight Technologies, Inc.. In this data sheet the term typical refers to the 50th percentile performance. For additional information and support email: mmic_help@keysight.com.

Evolving Since 1939

Our unique combination of hardware, software, services, and people can help you reach your next breakthrough. We are unlocking the future of technology.

From Hewlett-Packard to Agilent to Keysight.



myKeysight

myKeysight

www.keysight.com/find/mykeysight

A personalized view into the information most relevant to you.

http://www.keysight.com/find/emt_product_registration

Register your products to get up-to-date product information and find warranty information.

KEYSIGHT SERVICES

Accelerate Technology Adoption.
Lower costs.

Keysight Services

www.keysight.com/find/service

Keysight Services can help from acquisition to renewal across your instrument's lifecycle. Our comprehensive service offerings—one-stop calibration, repair, asset management, technology refresh, consulting, training and more—helps you improve product quality and lower costs.



Keysight Assurance Plans

www.keysight.com/find/AssurancePlans

Up to ten years of protection and no budgetary surprises to ensure your instruments are operating to specification, so you can rely on accurate measurements.

Keysight Channel Partners

www.keysight.com/find/channelpartners

Get the best of both worlds: Keysight's measurement expertise and product breadth, combined with channel partner convenience.

www.keysight.com/find/mmic

For more information on Keysight

Technologies' products, applications or services, please contact your local Keysight office. The complete list is available at:

www.keysight.com/find/contactus

Americas

Canada	(877) 894 4414
Brazil	55 11 3351 7010
Mexico	001 800 254 2440
United States	(800) 829 4444

Asia Pacific

Australia	1 800 629 485
China	800 810 0189
Hong Kong	800 938 693
India	1 800 11 2626
Japan	0120 (421) 345
Korea	080 769 0800
Malaysia	1 800 888 848
Singapore	1 800 375 8100
Taiwan	0800 047 866
Other AP Countries	(65) 6375 8100

Europe & Middle East

Austria	0800 001122
Belgium	0800 58580
Finland	0800 523252
France	0805 980333
Germany	0800 6270999
Ireland	1800 832700
Israel	1 809 343051
Italy	800 599100
Luxembourg	+32 800 58580
Netherlands	0800 0233200
Russia	8800 5009286
Spain	800 000154
Sweden	0200 882255
Switzerland	0800 805353
	Opt. 1 (DE)
	Opt. 2 (FR)
	Opt. 3 (IT)
United Kingdom	0800 0260637

For other unlisted countries:

www.keysight.com/find/contactus
(BP-9-7-17)

DEKRA Certified
ISO 9001 Quality Management System

www.keysight.com/go/quality

Keysight Technologies, Inc.
DEKRA Certified ISO 9001:2015
Quality Management System



This information is subject to change without notice.

© Keysight Technologies, 2017

Published in USA, December 1, 2017

5989-6228EN

www.keysight.com