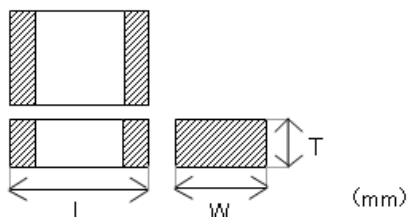


Murata Global Part No.	Size(mm/inch)	Temp.Chara.	Cap.Value	Cap.Tol	Volt.
ZRB18AR60J476ME01	1608M/0603	X5R	47uF	+/-20%	6.3V

*Volt. & temp. derating recommended product

1. Dimension



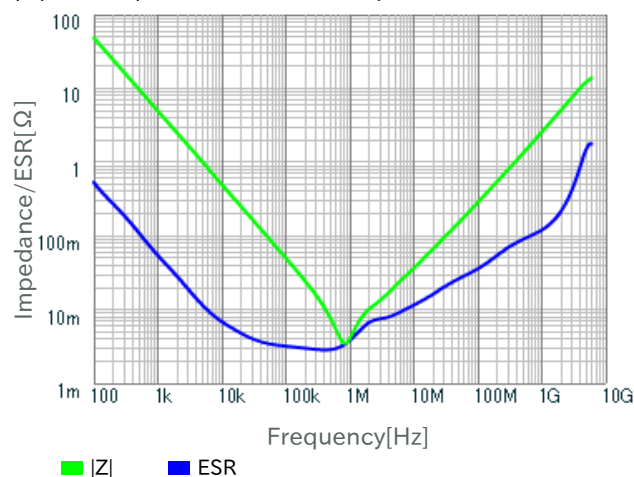
L	W	T
1.6+0.2/-0.2	0.8+0.2/-0.2	1.0+0.2/-0.2

2. Capacitance, D.F. and I.R.

	Specifications	Measuring condition
Capacitance	37.6uF to 56.4uF	120Hz / 0.5Vrms
D.F.	0.1 (max.)	120Hz / 0.5Vrms
I.R.	1.06 (min.) MΩ	6.3V, 60s

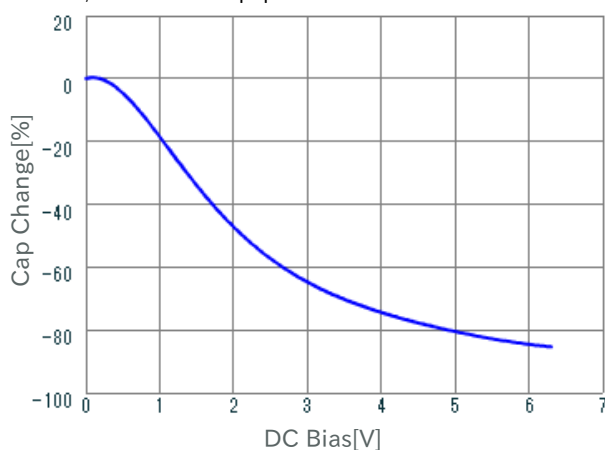
3. Impedance/ESR-Frequency

Equipment: Impedance & network analyzer



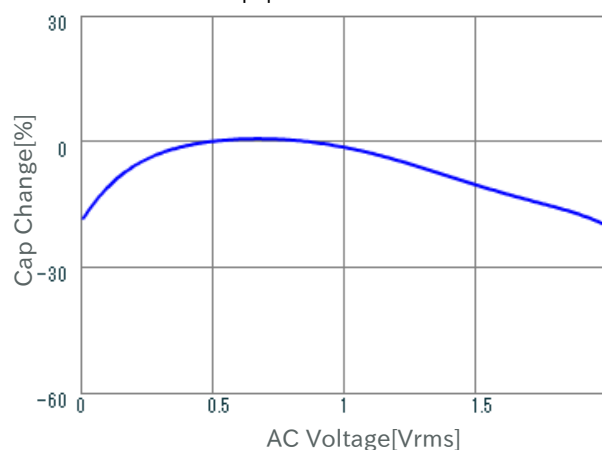
4. Capacitance-DC Bias Characteristics

120Hz / 0.5Vrms Equipment: LCR meter



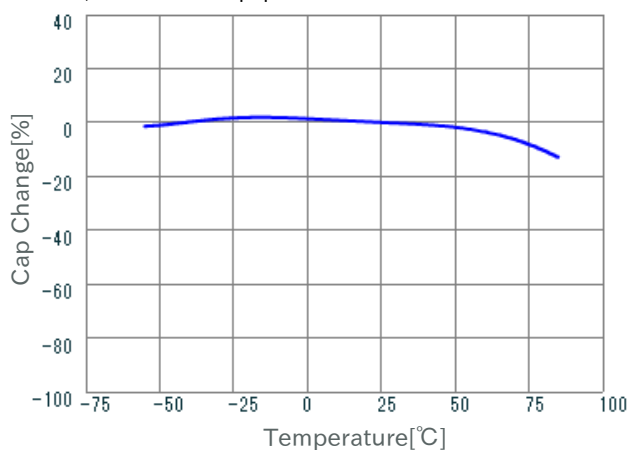
5. Capacitance-AC Voltage Characteristics

120Hz Equipment: LCR meter



6. Capacitance-Temp. Characteristics

120Hz / 0.2Vrms Equipment: LCR meter



7. Temperature Rise-Ripple Current

