



RC Servo C36R, C40R, C55R



User's Manual

V1.0

Apr 2009

Information contained in this publication regarding device applications and the like is intended through suggestion only and may be superseded by updates. It is your responsibility to ensure that your application meets with your specifications. No representation or warranty is given and no liability is assumed by Cytron Technologies Incorporated with respect to the accuracy or use of such information or infringement of patents or other intellectual property rights arising from such use or otherwise. Use of Cytron Technologies's products as critical components in life support systems is not authorized except with express written approval by Cytron Technologies. No licenses are conveyed, implicitly or otherwise, under any intellectual property rights.

Index

1. Introduction	1
2. How RC Servo Motor Works	2
3. Product Specification	3
4. Wire Connection	5
5. Connection Between RC Servo and PIC	6
6. Dimension Drawing	7
7. Warranty	10

1. INTRODUCTION

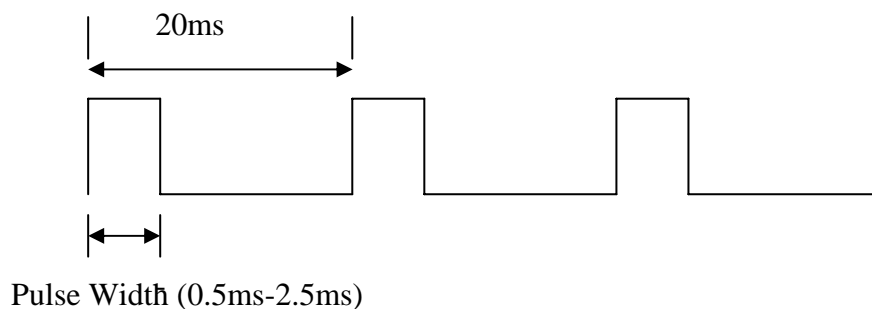
Radio Control (RC) hobby servos are small actuators designed for remotely operating model vehicles such as cars, airplanes, and boats. Nowadays, RC servos are become more popular in robotics, creating humanoid robot, biologically inspired robot, robotic arm and etc. This is because its' ability to rotate and maintain and certain location, position or angle according to control pulses from a single wire. Inside a typical RC servo contains a small motor and gearbox to do the work, a potentiometer to measure the position of the output gear, and an electronic circuit that controls the motor to make the output gear move to the desired position. Because all of these components are packaged into a compact, low-cost unit, RC servos are great actuators for robots.

Features:

- Control position through Pulse Code Modulation
- Pulse width range: ~ 0.5ms – 2.5ms
- Come with servo horn and screw accessories

2. HOW RC SERVO MOTOR WORKS

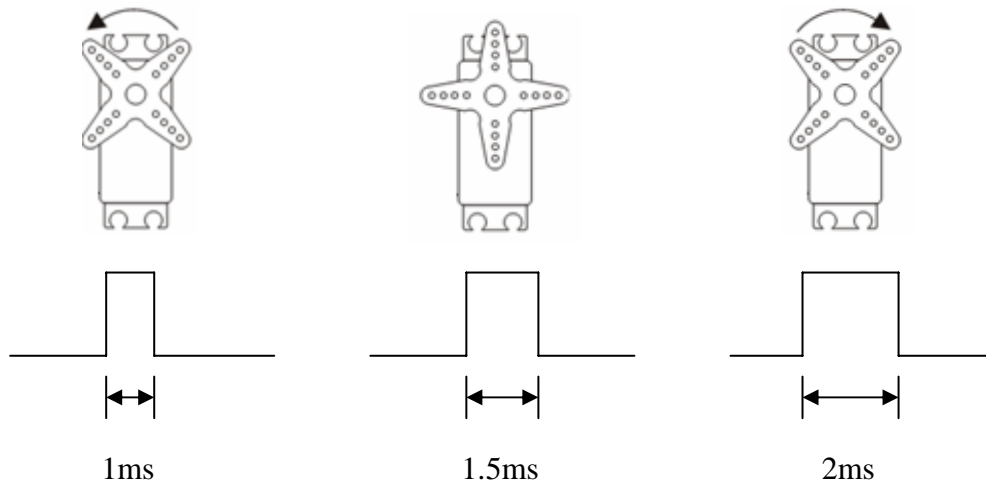
Servos are controlled by sending them a pulse of variable width. The signal wire is used to send this pulse. The parameters for this pulse are that it has a minimum pulse, a maximum pulse, and a repetition rate. Given the rotation constraints of the servo, neutral is defined to be the position where the servo has exactly the same amount of potential rotation in the clockwise direction as it does in the counter clockwise direction. It is important to note that different servos will have different constraints on their rotation.



The angle is determined by the duration of a pulse that is applied to the signal wire. This is called Pulse Width Modulation. The servo expects to see a pulse every 20 ms. The length of the pulse will determine how far the motor turns. For example, a 1.5 ms pulse will make the motor turn to the 90 degree position (neutral position). However, the **exact correspondence between pulse width and servo varies from one servo manufacturer to another. 1.5ms is not necessarily neutral or middle position.**

The position pulse must be repeated to instruct the servo to stay in position. When a pulse is sent to a servo that is less than 1.5 ms the servo rotates to a position and holds its output shaft some number of degrees counterclockwise from the neutral point. When the pulse is wider than 1.5 ms the opposite occurs. The minimal width and the maximum width of pulse that will command the servo to turn to a valid position are functions of each servo. Different brands, and even different servos of the same brand, will have different maximum and minimums. Generally the minimum pulse will be about 1 ms wide (some servo is 0.5ms) and the maximum pulse will be 2 ms wide (some servo is 2.5ms).

Caution: Over range of the pulse will damage the servos.



Another parameter that varies from servo to servo is the turn rate. This is the time it takes from the servo to change from one position to another. The turning rate and torque value can be check at product specification section.

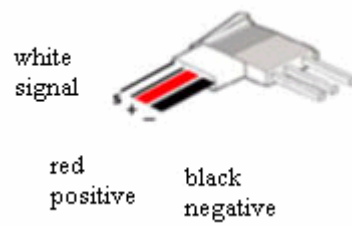
3. PRODUCT SPECIFICATION

Cytron Technologies offer great range of RC servo motor. With the combination of various gear type, speed, torque and voltage, users are free to choose the suitable RC servo for project development. Of course, it can also be used for RC application. Below is product specification for Cytron RC Servo motor.


Specification		Servo Motor Model		
		C36R	C40R	C55R
4.8V	Speed (s/60°)	0.16	0.19	0.22
	Torque (Kg.cm)	3.5	6.00	9.00
6.0V	Speed (s/60°)	0.14	0.16	0.20
	Torque (Kg.cm)	4.50	7.00	11.0
7.0V	Speed (s/60°)	-	-	0.17
	Torque (Kg.cm)	-	-	13.00
Signal To Control Angle		TTL PWM	TTL PWM	TTL PWM
PWM At Min Angle (ms)		0.5	0.54	0.582
PWM At Max Angle (ms)		2.35	2.40	2.50
Operating Voltage (VDC)		4.8-6.0	4.8-6.0	4.8-7.0
Operating Frequency (Hz)		50.0	50.0	50.0
Moving Range(degree)		0-180	0-180	0-180
Wiring (Black/Brown Wire)		Ground	Ground	Ground
Wiring (Red Wire)		4.8-6.0	4.8-6.0	4.8-7.0
Wiring (Orange/Other Wire)		PWM signal	PWM signal	PWM signal
Dimension (mm)		~ 40.2x19.8x36	~ 40.2x19.8x36	~ 41x20x37
Weight (g)		36.0	38.0	55.0
Gear material		Plastic Gear	Plastic Gear	Metal Gear
Servo type		Standard	Standard	Standard

* Pulse width range is for reference only; please start the servo calibration at 1.5ms.

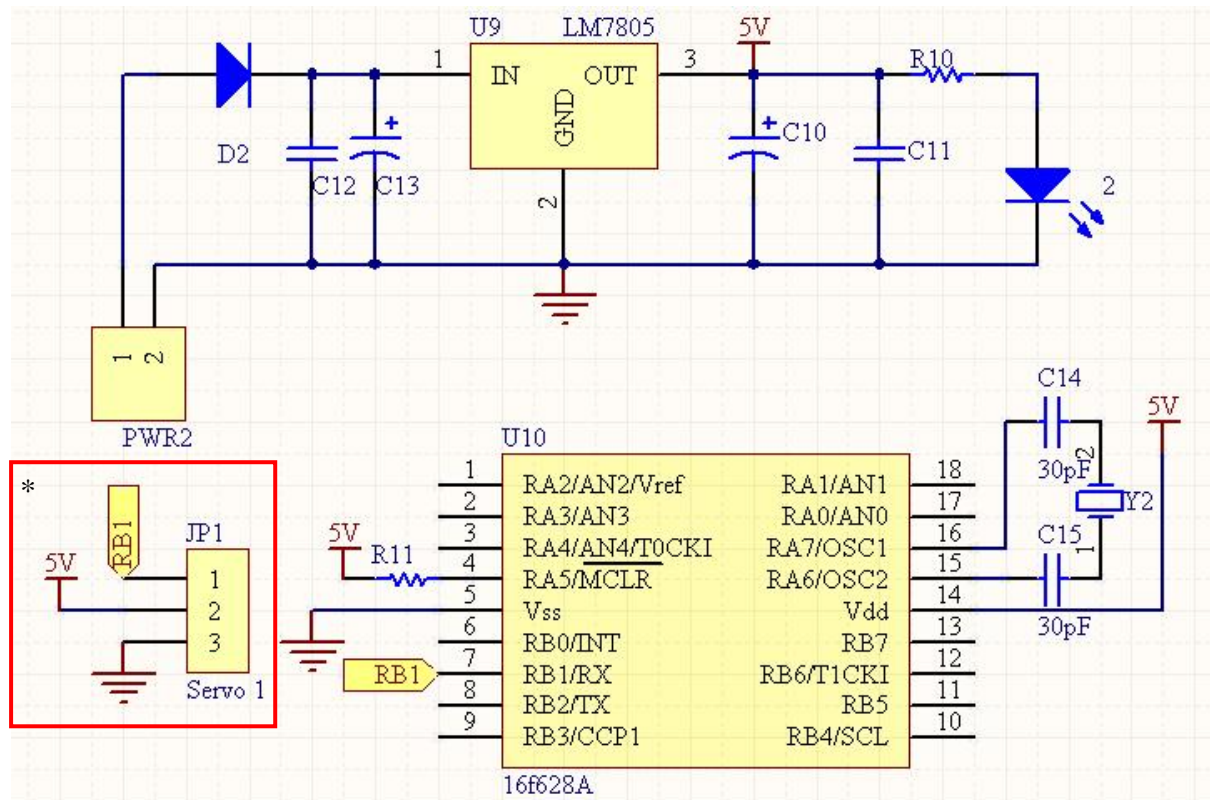
4. WIRE CONNECTION



Below is example connection of RC Servo Motor to SC16A. (+) for VCC, (-) for GND and (s) for signal.




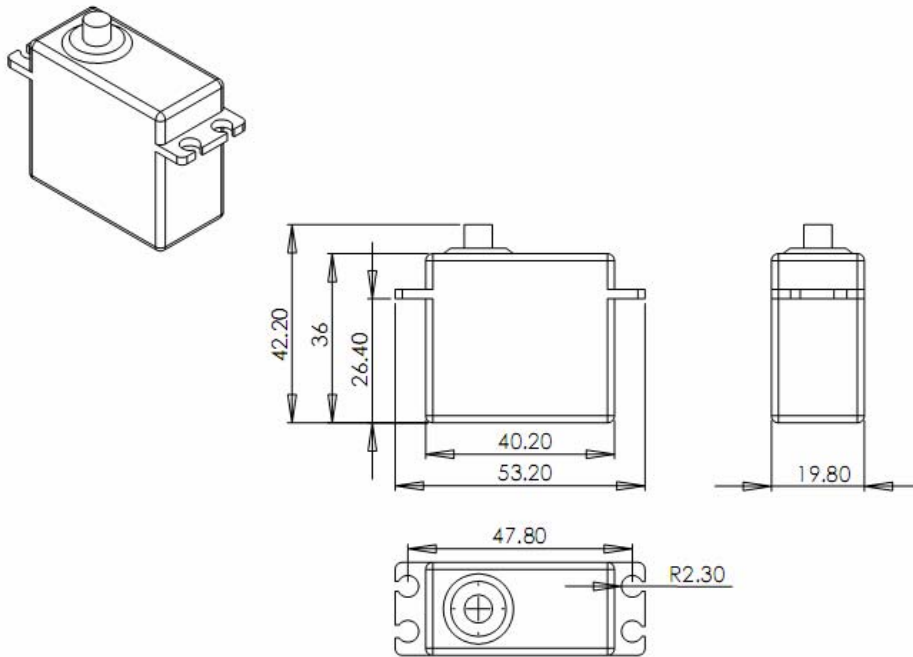
5. EXAMPLE CONNECTION BETWEEN SERVO MOTOR AND PIC




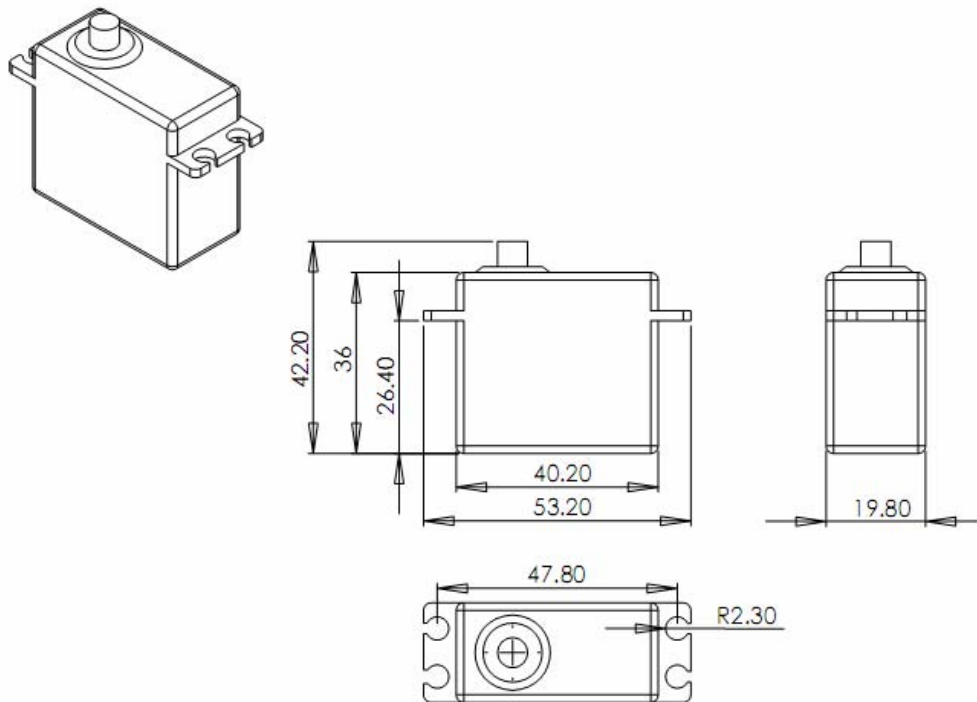
* Connector for RC Servo. RB1 is signal pin which is connecting to PIC.

6. DIMENSION DRAWING (unit in mm)


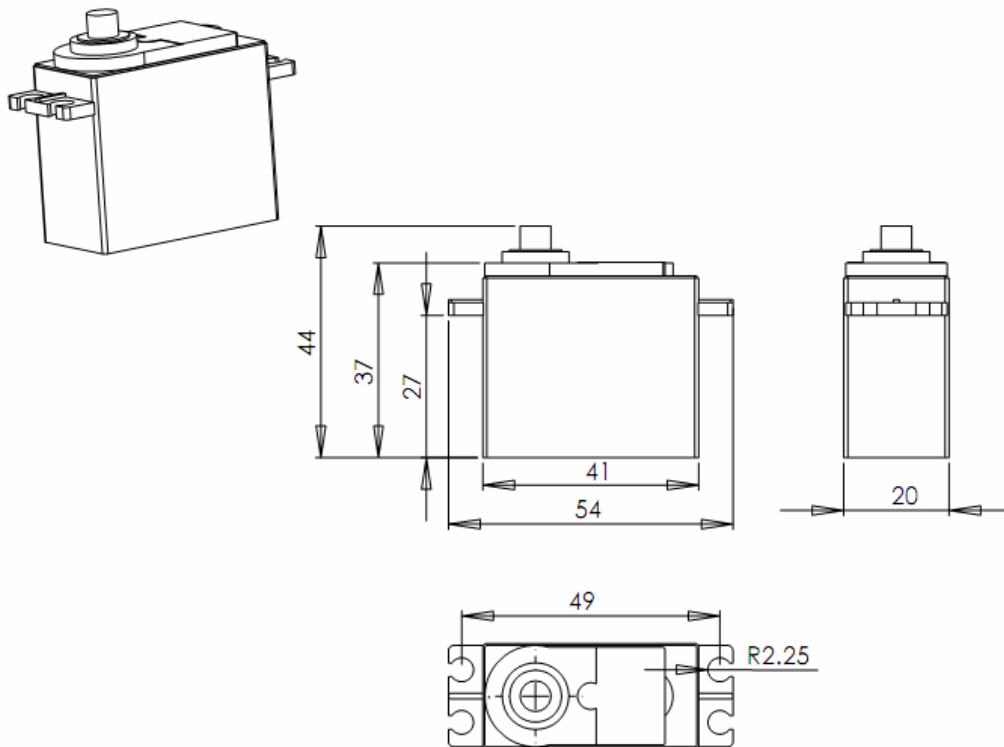
C36R RC Servo



C40R RC Servo



C55R RC Servo



7. WARRANTY

- Product warranty is valid for 6 months.
- Warranty only applies to manufacturing defect.
- Damage caused by mis-use is not covered under warranty.
- Warranty does not cover freight cost for both ways.

Prepared by
Cytron Technologies Sdn. Bhd.
19, Jalan Kebudayaan 1A,
Taman Universiti,
81300 Skudai,
Johor, Malaysia.

Tel: +607-521 3178

Fax: +607-521 1861

URL: www.cytron.com.my

Email: support@cytron.com.my
sales@cytron.com.my