

Product Data sheet : Hall Effect Current Sensor - HE100T01

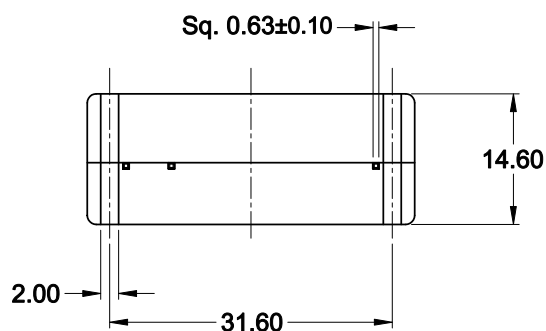
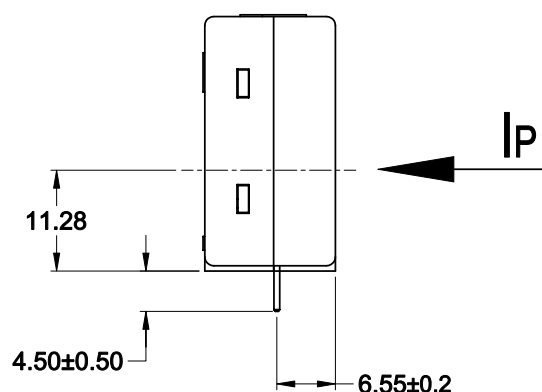
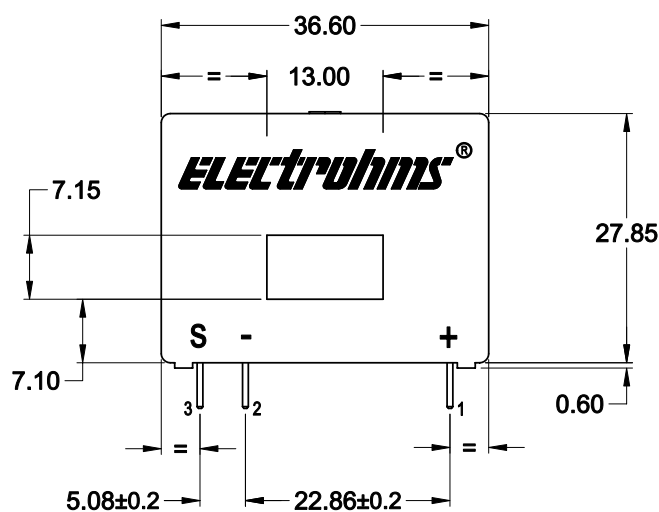
Date :14.07.2012

Rev : 05

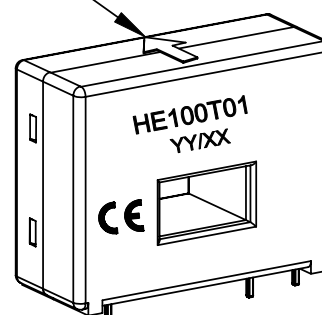
Page 1 of 2

Customer: Standard

Customer's part No.: ---

Pb RoHS Compliant**● MECHANICAL DIMENSIONS**

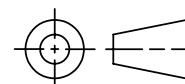
Primary current direction

**● APPLICATION :**

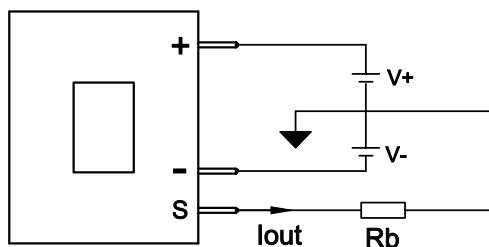
Used for measurement of electric current, AC, DC, Pulsed in electrical & electronic equipment.

● FEATURES :

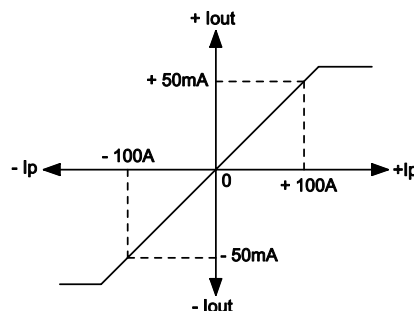
- Closed loop current sensor.
- Current output.
- PCB Mountable.
- All relevant materials are UL approved

GENERAL TOL.
±0.5 mm**ALL DIMENSIONS**
ARE IN 'mm'**SCALE -NTS**

● CONNECTION DIAGRAM



● INPUT & OUTPUT CHARACTERISTICS



+ Ip Indicates primary current flowing in the direction of the arrow

● SPECIFICATIONS @ 25° C **

PARAMETERS	VALUES	UNITS
Primary Current Nominal (Ipn)	100	Arms
Primary current, range (Ip)	0 to +/- 150	A
Burden Resistance (Rb) @ ± 12V, ±100A @ ± 15V, ±150A	50 (max.) 33 (max.)	Ω
Conversion Ratio (K)	2000 : 1	---
Current output @ Ipn (Iout)	50	mA
Supply Voltage (V+ / V-), ±5 %	+/- 12 to 15	V
Current consumption @ ±15V (Ic)	11 + Iout	mA
Accuracy	+/- 0.65	%
Linearity	≤ 0.10	%
Output offset current @ Ip = 0 (-40 to +85°C)	±0.10 Typical	mA
Temperature variation of Iout (-40 to +85°C)	±0.20	mA
Reaction time 10% Ipn step	< 0.5	μs
Response time 90% of Ipn step	< 1.0	μs
di/dt Accurately followed	> 200	A/μs
Frequency bandwidth @ -1 dB (fbw)	DC to 200	kHz
Secondary coil resistance	98.0 Typical	Ω
Dielectric strength Primary to o/p terminals	2.5	kVrms
Operating Temperature Range	- 40 to + 85	°C
Storage Temperature	- 40 to + 85	°C
Weight	22	g
Standards : EN 55011 / CISPR 11 EN 61000-4-2 / IEC 61000-4-2 EN 61000-4-3 / IEC 61000-4-3 EN 61000-4-8 / IEC 61000-4-8		

** Specifications subject to change.

Note : ---